

# PRG21BC3R3MM1RA

In Production

Recommended

RoHS

REACH

## Applications

Unsuitable Applications	Please be sure to read and comply with these "Precautions for use."
Specific Applications	Consumer equipment, Industrial Equipment, Medical equipment [GHTF A/B] Please refer to Our Website and specifications, etc. for information about the performance, functions, quality, management, and safety required for the above applications, and use Products after confirming the performance and reliability of the actual Product.

## Appearance & Shape



Part Number	Dimensions (mm)				
	L	W	T	e	g
PRG03_RL	0.60±0.05	0.30±0.05	0.30±0.05	0.10 to 0.20	-
PRG15_RC	1.0±0.05	0.5±0.05	0.5±0.05	0.15 to 0.40	-
PRG18_RB	1.6±0.15	0.8±0.15	0.8±0.15	0.1 to 0.6	-
PRG21_RA	2.0±0.2	1.25±0.2	0.9±0.2	0.2 min.	0.5 min.
PRG21_RK	2.0±0.2	1.25±0.2	1.25±0.2	0.2 min.	0.5 min.

## Packaging Information

Packaging	Specifications	Standard Packing Quantity
RA	180mm Embossed Tape	4000

## Features

1. Rapid operation to protect the circuit in an overcurrent condition abnormality such as a short circuit.
- By removing the overcurrent condition, these products automatically return to the initial condition and can be used repeatedly.
2. Suitable for countermeasure to short circuit test in safety standard
3. Stable resistance after operation due to ceramic PTC
4. Similar size (0603 size) is possible due to the large capacity for electric power.
5. Possible to use these products as current limiting resistors with overcurrent protection functions
6. SMD type is helpful for miniaturizing circuits because of its small size and light weight
7. UL/cULcertified product.(UL1434, File No. E137188)

### Attention

1.This datasheet is downloaded from the website of Murata Manufacturing Co., Ltd. Therefore, it's specifications are subject to change or our products in it may be discontinued without advance notice. Please check with our sales representatives or product engineers before ordering.

2.This datasheet has only typical specifications because there is no space for detailed specifications.

Therefore, please review our product specifications or consult the approval sheet for product specifications before ordering.

# PRG21BC3R3MM1RA



## Specifications

Max. Voltage	20V
Hold Current(25°C)	180mA
Hold Current (2)	75mA
Measure Condition of Hold Current (2)	(at +85°C)
Trip Current(25°C)	400mA
Trip Current(2)	500mA
Measure Condition of Trip Current(2)	(at -20°C)
Max. Current	7500mA
Resistance (25°C)	3.3Ω
Resistance Value Tolerance (at 25°C)	±20%
Curie Point(typ.)	90°C
Operating Temperature Range	-20°C to 85°C
Size Code (in mm)	2.0x1.25mm
Size Code (in inch)	0.8x0.5inch
Shape	SMD
Mass	0.009g
MSL	1

> Glossary of PTC thermistors

> Related documents (UL, RoHS, etc.)

### Attention

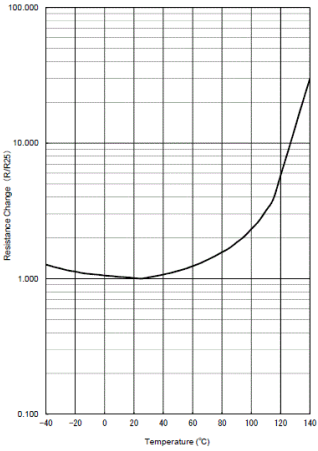
1.This datasheet is downloaded from the website of Murata Manufacturing Co., Ltd. Therefore, it's specifications are subject to change or our products in it may be discontinued without advance notice. Please check with our sales representatives or product engineers before ordering.

2.This datasheet has only typical specifications because there is no space for detailed specifications.

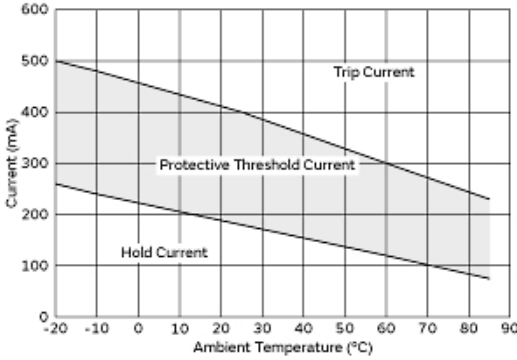
Therefore, please review our product specifications or consult the approval sheet for product specifications before ordering.

# PRG21BC3R3MM1RA

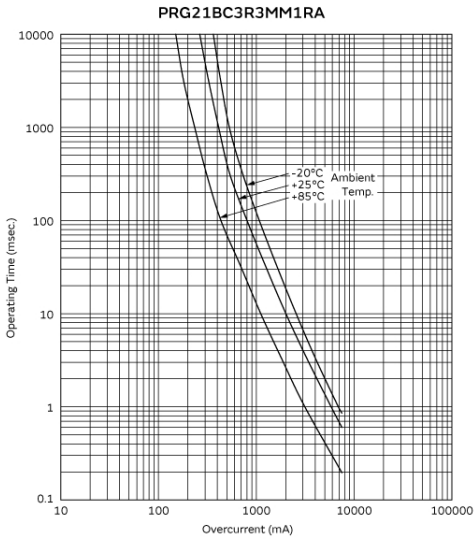
## Product Data



Resistance-Temperature Charac.



Protective Threshold Current Range



Operating Time (Typical Curve)

### Attention

- 1.This datasheet is downloaded from the website of Murata Manufacturing Co., Ltd. Therefore, it's specifications are subject to change or our products in it may be discontinued without advance notice. Please check with our sales representatives or product engineers before ordering.
- 2.This datasheet has only typical specifications because there is no space for detailed specifications.  
Therefore, please review our product specifications or consult the approval sheet for product specifications before ordering.