Note: This datasheet may be out of date.
Please download the latest datasheet of PTGL7SARR47M1B51A0 from the official website of Murata Manufacturing Co., Ltd.

http://www.murata.com/en-gb/products/productdetail?partno=PTGL7SARR47M1B51A0

PTGL7SARR47M1B51A0

Discontinued RoHS REACH

Applications

Unsuitable Applications	Please be sure to read and comply with these "Precautions for use."
Specific Applications	Automotive powertrain/safety equipment Please refer to Our Website and specifications, etc. for information about the performance, functions, quality, management, and safety required for the above applications, and use Products after confirming the performance and reliability of the actual Product.

Appearance & Shape

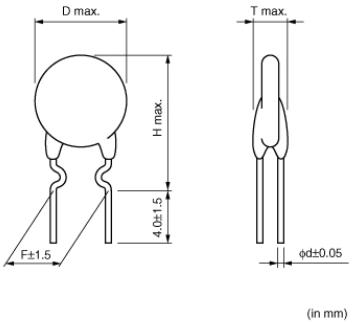

Packaging Information

Packaging	Specifications	Standard Packing Quantity
A0	Ammo Pack	2000

Features

1. Best suited to meet the requirements for power supply and motor protection. Error-free operation is assured by rush current.
2. Circuit is protected until current is turned off.
3. Restores the original low resistance value automatically once the overload is removed.
4. Non-contact design leads to long life and no noise.
   Durable and strong against mechanical vibration and shock because it is a solid element.
5. Lead (Pb) is not contained in the terminations.

Attention
1.This datasheet is downloaded from the website of Murata Manufacturing Co., Ltd. Therefore, it's specifications are subject to change or our products in it may be discontinued without advance notice. Please check with our sales representatives or product engineers before ordering.
2.This datasheet has only typical specifications because there is no space for detailed specifications.
Therefore, please review our product specifications or consult the approval sheet for product specifications before ordering.

Note: This datasheet may be out of date.
Please download the latest datasheet of PTGL7SARR47M1B51A0 from the official website of Murata Manufacturing Co., Ltd.

http://www.murata.com/en-gb/products/productdetail?partno=PTGL7SARR47M1B51A0

PTGL7SARR47M1B51A0

Specifications

Max. Voltage	16V
Hold Current(25℃)	705mA
Hold Current (2)	376mA
Measure Condition of Hold Current (2)	(at +85℃)
Trip Current(25℃)	1310mA
Trip Current(2)	1634mA
Measure Condition of Trip Current(2)	(at -30℃)
Max. Current	5A
Resistance (25℃)	0.47Ω
Resistance Value Tolerance (at 25℃)	±20%
Curie Point(typ.)	120℃
Power Consumption(typ)	1.5W
Operating Temperature Range	-30℃ to 85℃
D- Outer Dimension	7.5mm
Thickness	3.5mm
H- Height	12mm
F- Lead Space	5mm
d- Lead Diameter	0.6mm
Shape	Lead
Mass	0.46g
MSL	N

Attention
1.This datasheet is downloaded from the website of Murata Manufacturing Co., Ltd. Therefore, it's specifications are subject to change or our products in it may be discontinued without advance notice. Please check with our sales representatives or product engineers before ordering.
2.This datasheet has only typical specifications because there is no space for detailed specifications.
Therefore, please review our product specifications or consult the approval sheet for product specifications before ordering.

Note: This datasheet may be out of date.
Please download the latest datasheet of PTGL7SARR47M1B51A0 from the official website of Murata Manufacturing Co., Ltd.

http://www.murata.com/en-gb/products/productdetail?partno=PTGL7SARR47M1B51A0

PTGL7SARR47M1B51A0

Product Data

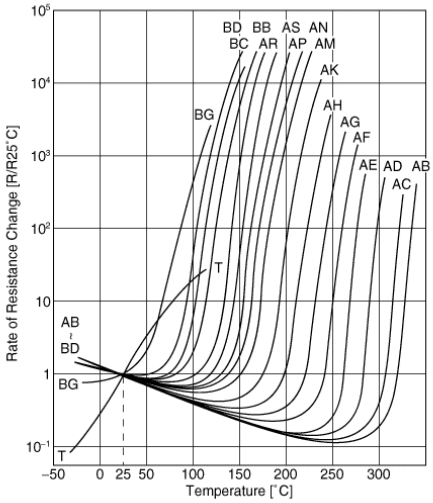

Resistance-Temperature Charac.

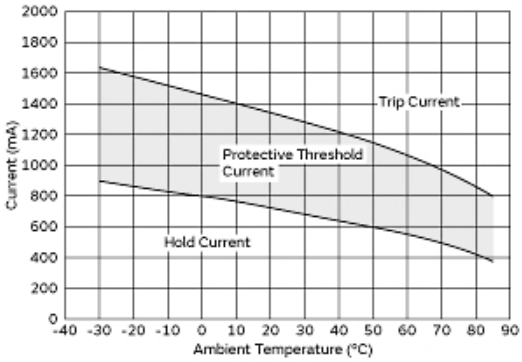

Protective Threshold Current Range

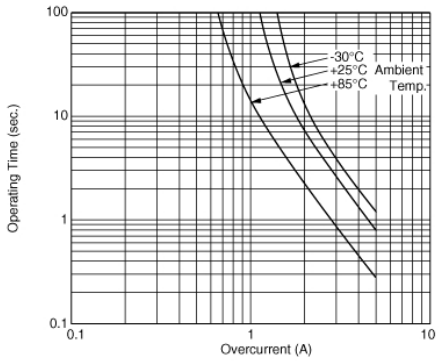

Operating Time (Typical Curve)

Attention
1.This datasheet is downloaded from the website of Murata Manufacturing Co., Ltd. Therefore, it's specifications are subject to change or our products in it may be discontinued without advance notice. Please check with our sales representatives or product engineers before ordering.
2.This datasheet has only typical specifications because there is no space for detailed specifications.
Therefore, please review our product specifications or consult the approval sheet for product specifications before ordering.