

# CFWKA450KGFA-R0

Discontinued

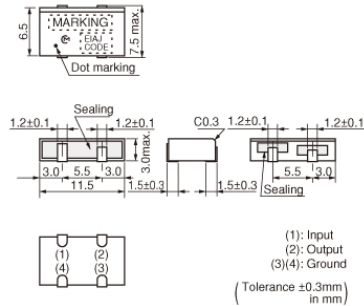
RoHS

REACH

## Applications

Unsuitable Applications	Please be sure to read and comply with these "Precautions for use."
Specific Applications	Consumer equipment Please refer to Our Website and specifications, etc. for information about the performance, functions, quality, management, and safety required for the above applications, and use Products after confirming the performance and reliability of the actual Product.

## Appearance & Shape



## Packaging Information

Packaging	Specifications	Standard Packing Quantity
-R0	180mm Embossed Tape	350

## Features

The CFWKAseries is comprised of small, high-performance, thin (3.0mm) filters consisting of 6 ceramic elements. The filters are recommend for pager or hand-held cellular phones.

### Features

1. The filters are mountable by automatic placers.
2. The filters can be reflow soldered.
3. They are slim, at only 3.0mm maximum thickness.
4. The filters are wide bandwidth, flat GDT within pass band.
5. Operating temperature range: -20 to +80 (degrees C), Storage temperature range: -40 to +85 (degrees C)

### Attention

1.This datasheet is downloaded from the website of Murata Manufacturing Co., Ltd. Therefore, it's specifications are subject to change or our products in it may be discontinued without advance notice. Please check with our sales representatives or product engineers before ordering.

2.This datasheet has only typical specifications because there is no space for detailed specifications.

Therefore, please review our product specifications or consult the approval sheet for product specifications before ordering.

# CFWKA450KGFA-R0



## Specifications

Operating Temperature Range	-20°C to 80°C
Shape	SMD
Elements	6
Center Frequency	450.0kHz
Nominal Center Value	Yes
6dB Bandwidth	$f_n \pm 4.5\text{kHzmin.}$
Stop Bandwidth	11.0kHz
Area of Stop Bandwidth	[within 50dB]
Stop Band Attenuation	50dB[within $f_n \pm 100\text{kHz}$ ]
Insertion Loss	6.0dB[at minimum loss point]
Ripple	2.0dB[within $f_n \pm 3\text{kHz}$ ]
Input/Output Impedance	1500Ω
Mass	690mg

### Attention

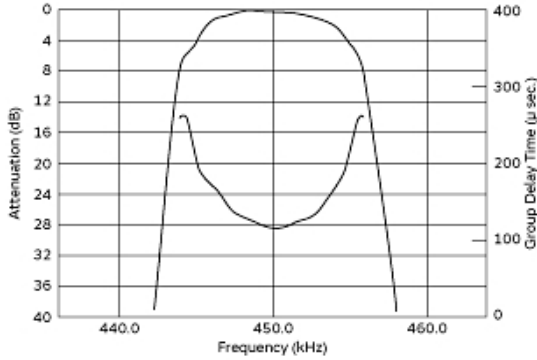
1.This datasheet is downloaded from the website of Murata Manufacturing Co., Ltd. Therefore, it's specifications are subject to change or our products in it may be discontinued without advance notice. Please check with our sales representatives or product engineers before ordering.

2.This datasheet has only typical specifications because there is no space for detailed specifications.

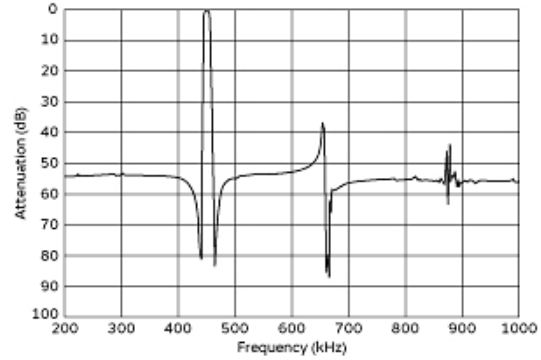
Therefore, please review our product specifications or consult the approval sheet for product specifications before ordering.

# CFWKA450KGFA-R0

## Product Data



Frequency Characteristics



Spurious Response



Measurement Circuit

### Attention

1. This datasheet is downloaded from the website of Murata Manufacturing Co., Ltd. Therefore, its specifications are subject to change or our products in it may be discontinued without advance notice. Please check with our sales representatives or product engineers before ordering.
2. This datasheet has only typical specifications because there is no space for detailed specifications. Therefore, please review our product specifications or consult the approval sheet for product specifications before ordering.