

BLL18AG331DBE1H01#

“#” at the end indicates the package specification code.



< List of part numbers with package codes >
BLL18AG331DBE1H01A

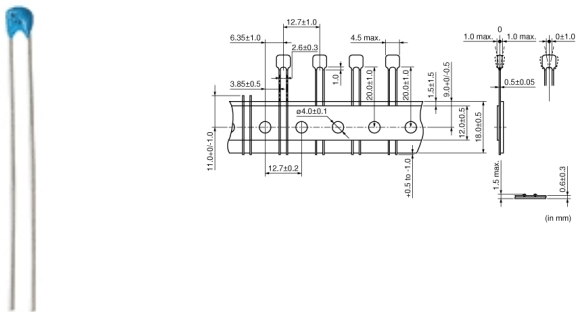
Applications

Unsuitable Applications	Please be sure to read and comply with these "Precautions for use."
Specific Applications	Automotive powertrain/safety equipment, Automotive infotainment/comfort equipment, Consumer equipment, Medical equipment [GHTF A/B/C] except for implant & surgery & auto injector, Industrial Equipment Please refer to Our Website and specifications, etc. for information about the performance, functions, quality, management, and safety required for the above applications, and use Products after confirming the performance and reliability of the actual Product.
Recommended Applications	Automotive powertrain/safety equipment

Packaging Information

Packaging	Specifications	Standard Packing Quantity
A	Ammo Pack	2000

Appearance & Shape



Attention

- 1.This datasheet is downloaded from the website of Murata Manufacturing Co., Ltd. Therefore, it's specifications are subject to change or our products in it may be discontinued without advance notice. Please check with our sales representatives or product engineers before ordering.
- 2.This datasheet has only typical specifications because there is no space for detailed specifications.
Therefore, please review our product specifications or consult the approval sheet for product specifications before ordering.

BLL18AG331DBE1H01#

“#” at the end indicates the package specification code.



Features

- 1.BLL18Aseries is designed to function nearly as a resistor at noise frequencies, which greatly reduces the possibility of resonance and leaves signal wave forms undistorted.
BLL18Aseries is effective in circuits without stable ground lines because BLL18Aseries does not need a connection to ground.
- 2.BLL18Aseries is effective in noise suppression in a wide frequency range (30MHz to several hundred MHz).
- 3.Lead-free Halogen-free is available.
- 4.Flow soldering. Corresponds to the welding implementation.
(Not supported Reflow soldering.)
- 5.The material can be changed to a Cu wire according to the welding material as required.

Attention

- 1.This datasheet is downloaded from the website of Murata Manufacturing Co., Ltd. Therefore, it's specifications are subject to change or our products in it may be discontinued without advance notice. Please check with our sales representatives or product engineers before ordering.
- 2.This datasheet has only typical specifications because there is no space for detailed specifications.
Therefore, please review our product specifications or consult the approval sheet for product specifications before ordering.

BLL18AG331DBE1H01#

“#” at the end indicates the package specification code.



Specifications

Shape	Lead
Length	4.5mm
Length Tolerance	max.
Width	3.0mm
Width Tolerance	max.
Thickness	4.0mm
Thickness Tolerance	max.
Operating Temperature Range	-40°C to 150°C
Mass(typ.)	0.13g
Number of Circuit	1
Rated Current (at 85°C)	200mA
Rated Current (at 125°C)	200mA
Rated Current (at 150°C)	200mA
DC Resistance(max.)	0.6Ω
Impedance (at 100MHz)	330Ω
Impedance (at 100MHz) Tolerance	±40%

Attention

1.This datasheet is downloaded from the website of Murata Manufacturing Co., Ltd. Therefore, it's specifications are subject to change or our products in it may be discontinued without advance notice. Please check with our sales representatives or product engineers before ordering.

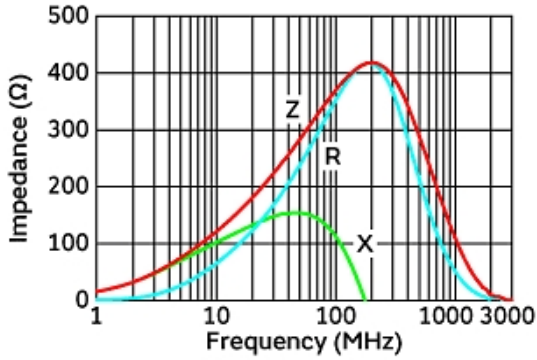
2.This datasheet has only typical specifications because there is no space for detailed specifications.

Therefore, please review our product specifications or consult the approval sheet for product specifications before ordering.

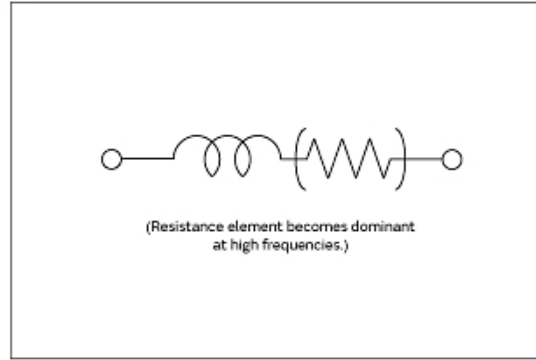
BLL18AG331DBE1H01#

“#” at the end indicates the package specification code.

Product Data



Impedance-Frequency Characteristics



Equivalent Circuit

Attention

- 1.This datasheet is downloaded from the website of Murata Manufacturing Co., Ltd. Therefore, it's specifications are subject to change or our products in it may be discontinued without advance notice. Please check with our sales representatives or product engineers before ordering.
- 2.This datasheet has only typical specifications because there is no space for detailed specifications.
Therefore, please review our product specifications or consult the approval sheet for product specifications before ordering.