

SFECK10M7JA00S0-R0

To be discontinued

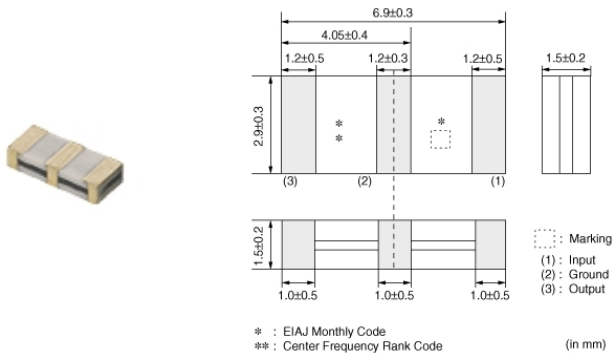
RoHS

REACH

Applications

| | |
|-------------------------|--|
| Unsuitable Applications | Please be sure to read and comply with these "Precautions for use." |
| Specific Applications | Consumer equipment Please refer to Our Website and specifications, etc. for information about the performance, functions, quality, management, and safety required for the above applications, and use Products after confirming the performance and reliability of the actual Product. |

Appearance & Shape



Packaging Information

| Packaging | Specifications | Standard Packing Quantity |
|-----------|---------------------|---------------------------|
| R0 | 180mm Embossed Tape | 2000 |

Features

SFECK10M7 series for FM receivers are monolithic type ceramic filters that utilize the thickness expander mode of piezoelectric ceramics. SFECK series enable customers to make an AM/FM set very thin, and it can be useful to the total chip circuit.

Features

1. The piezoelectric element is sandwiched by heat resistant substrate, thus it has excellent mechanical strength, and it is suitable for automatic mounting.
2. Various bandwidths are available. Select a suitable type in accordance with the desired selectivity.
3. Operating Temperature Range: -40 to +85 (degrees C), Storage Temperature Range: -55 to +85 (degrees C)

Attention

1. This datasheet is downloaded from the website of Murata Manufacturing Co., Ltd. Therefore, its specifications are subject to change or our products in it may be discontinued without advance notice. Please check with our sales representatives or product engineers before ordering.

2. This datasheet has only typical specifications because there is no space for detailed specifications.

Therefore, please review our product specifications or consult the approval sheet for product specifications before ordering.

SFECK10M7JA00S0-R0



Specifications

| | |
|-----------------------------|------------------------------------|
| Operating Temperature Range | -40°C to 85°C |
| Shape | SMD |
| Elements | 2 |
| Center Frequency | 10.700MHz |
| Center Frequency Tolerance | ±30kHz |
| Nominal Center Value | No |
| 3dB Bandwidth | 150kHz±40kHz |
| Stop Bandwidth | 380kHz |
| Area of Stop Bandwidth | [within 20dB] |
| Spurious Attenuation | 35dB[within 9MHz to fo] |
| Insertion Loss | 5.5dB±2.0dB(at minimum loss point) |
| Ripple | 1.0dBmax.(at minimum loss point) |
| Input/Output Impedance | 330Ω |
| Mass | 122.5mg |

Attention

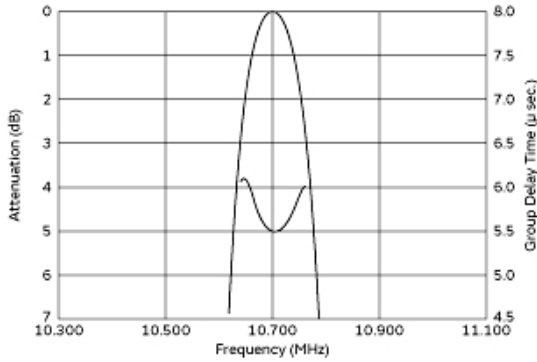
1.This datasheet is downloaded from the website of Murata Manufacturing Co., Ltd. Therefore, it's specifications are subject to change or our products in it may be discontinued without advance notice. Please check with our sales representatives or product engineers before ordering.

2.This datasheet has only typical specifications because there is no space for detailed specifications.

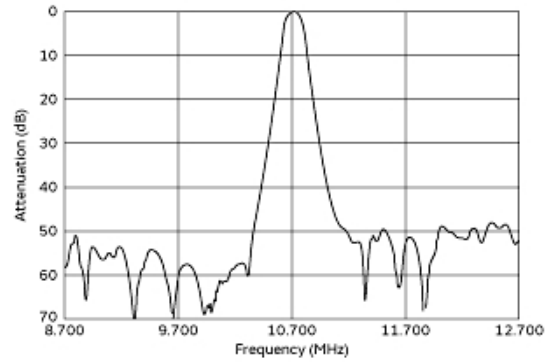
Therefore, please review our product specifications or consult the approval sheet for product specifications before ordering.

SFECK10M7JA00S0-R0

Product Data



Frequency Characteristics



Spurious Response



Measurement Circuit

Attention

1. This datasheet is downloaded from the website of Murata Manufacturing Co., Ltd. Therefore, its specifications are subject to change or our products in it may be discontinued without advance notice. Please check with our sales representatives or product engineers before ordering.
2. This datasheet has only typical specifications because there is no space for detailed specifications. Therefore, please review our product specifications or consult the approval sheet for product specifications before ordering.