

SFPLA450KJ1A-B0

Discontinued

RoHS

REACH

Applications

Unsuitable Applications	Please be sure to read and comply with these "Precautions for use."
Specific Applications	Consumer equipment Please refer to Our Website and specifications, etc. for information about the performance, functions, quality, management, and safety required for the above applications, and use Products after confirming the performance and reliability of the actual Product.

Appearance & Shape



Packaging Information

Packaging	Specifications	Standard Packing Quantity
-B0	Bulk	200

Features

SFPLA series for AM use is one of the most suitable intermediate filters, having such distinctive features as high selectivity, high stability, high attenuation, and adjustment-free operation. Additionally, its easy matching with IC helps create an easy circuit design. This is the most suitable for car stereo and all band radio with high attenuation.

Attention

1. This datasheet is downloaded from the website of Murata Manufacturing Co., Ltd. Therefore, its specifications are subject to change or our products in it may be discontinued without advance notice. Please check with our sales representatives or product engineers before ordering.

2. This datasheet has only typical specifications because there is no space for detailed specifications.

Therefore, please review our product specifications or consult the approval sheet for product specifications before ordering.

SFPLA450KJ1A-B0



Specifications

Operating Temperature Range	-20°C to 80°C
Shape	Lead
Elements	4
Center Frequency	450.0kHz
Center Frequency Tolerance	±1kHz
Nominal Center Value	No
6dB Bandwidth	fn±2.0kHzmin.
Selectivity(+)	40dB[fn+7.5kHz]
Selectivity(-)	40dB[fn-7.5kHz]
Stop Band Attenuation	35dBmin.[within fn±100kHz]
Insertion Loss	6.0dBmax.(at minimum loss point)
Ripple	1.5dBmax.[within fn±1.5kHz]
GDT Deviation	20μsec.
Input/Output Impedance	2000Ω
Mass	1068mg

Attention

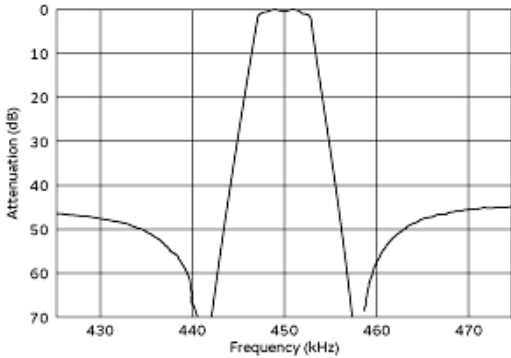
1.This datasheet is downloaded from the website of Murata Manufacturing Co., Ltd. Therefore, it's specifications are subject to change or our products in it may be discontinued without advance notice. Please check with our sales representatives or product engineers before ordering.

2.This datasheet has only typical specifications because there is no space for detailed specifications.

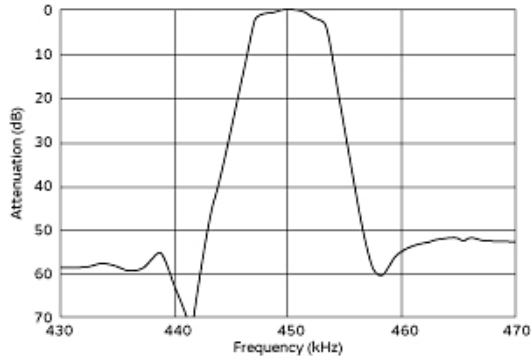
Therefore, please review our product specifications or consult the approval sheet for product specifications before ordering.

SFPLA450KJ1A-B0

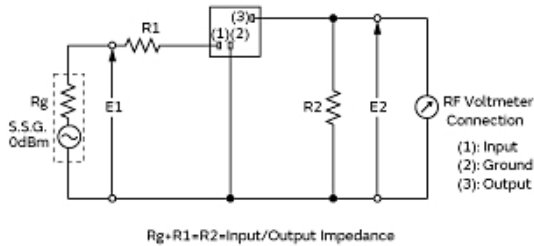
Product Data



Frequency Characteristics (filter Only)



Frequency Characteristics (with Ift)



Measurement Circuit

Item	Type	SFPLA/CFULA/CFWLA		
		7x7mm IFT		
Winding Specification		(1)→(2)	(2)→(3)	(4)→(5)
 (Bottom view)		60T	125T	28T
No load Qu		40		
Tuning Capacitance		180pF		

• Matching of CERAFIL® SFPLA/CFULA/CFWLA series with IFT is decided by the Qu of IFT and IFT secondary side impedance, [Z2]. Set the Qu at about 40 because a Qu value which is too high (e.g., 90) may produce ripple in the waveform. It is recommended to match the impedance of [Z2] with that of the CERAFIL®.

Recommended Ift

Attention

- 1.This datasheet is downloaded from the website of Murata Manufacturing Co., Ltd. Therefore, it's specifications are subject to change or our products in it may be discontinued without advance notice. Please check with our sales representatives or product engineers before ordering.
- 2.This datasheet has only typical specifications because there is no space for detailed specifications.
Therefore, please review our product specifications or consult the approval sheet for product specifications before ordering.