

DLW21SN900SQ2#

“#” at the end indicates the package specification code.



< List of part numbers with package codes >
DLW21SN900SQ2B DLW21SN900SQ2L

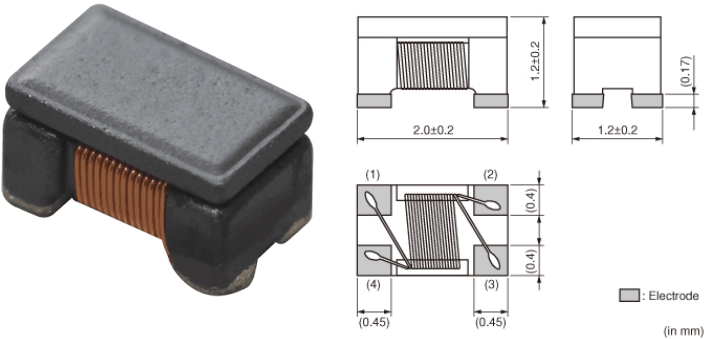
Applications

Unsuitable Applications	Please be sure to read and comply with these "Precautions for use."
Specific Applications	Consumer equipment, Medical equipment [GHTF A/B/C] except for implant & surgery & auto injector, Industrial equipment except for transportation & facility & energy equipment Please refer to Our Website and specifications, etc. for information about the performance, functions, quality, management, and safety required for the above applications, and use Products after confirming the performance and reliability of the actual Product.
Recommended Applications	Consumer equipment

Packaging Information

Packaging	Specifications	Standard Packing Quantity
B	Bulk(Bag)	500
L	180mm Embossed Tape	2000

Appearance & Shape



Attention
1.This datasheet is downloaded from the website of Murata Manufacturing Co., Ltd. Therefore, it's specifications are subject to change or our products in it may be discontinued without advance notice. Please check with our sales representatives or product engineers before ordering.
2.This datasheet has only typical specifications because there is no space for detailed specifications.
Therefore, please review our product specifications or consult the approval sheet for product specifications before ordering.

DLW21SN900SQ2#

“#” at the end indicates the package specification code.



Features

1. DLW21S series realizes small size and low profile.
2.0x1.2x1.2mm
2. High common mode impedance at high frequency effects excellent noise suppression performance.
3. Various common mode impedance items of 67 to 920 ohm can be used, considering noise level and signal frequency.
4. DLW21S series enables noise suppression for differential signal line without distortion in high speed signal transmission due to its high coupling.
5. Small dimension enables higher density packaging.

Applications

1. USB lines of PC, Peripheral equipment
2. LVDS lines of Note-PCs, LCDs
3. USB lines of Small digital AVEquipment such as digital cameras

Attention

1. This datasheet is downloaded from the website of Murata Manufacturing Co., Ltd. Therefore, it's specifications are subject to change or our products in it may be discontinued without advance notice. Please check with our sales representatives or product engineers before ordering.

2. This datasheet has only typical specifications because there is no space for detailed specifications.

Therefore, please review our product specifications or consult the approval sheet for product specifications before ordering.

DLW21SN900SQ2#

“#” at the end indicates the package specification code.



Specifications

Shape	SMD
Size Code (in mm)	2012
Size Code (in inch)	0805
Length	2.0mm
Length Tolerance	±0.2mm
Width	1.2mm
Width Tolerance	±0.2mm
Thickness	1.2mm
Thickness Tolerance	±0.2mm
Common Mode Impedance (at 100MHz)	90Ω
Common Mode Impedance (at 100MHz) Tolerance	±25%
Rated Current	330mA
Derating of Rated Current	No
Rated Voltage	50Vdc
Withstanding Voltage	125Vdc
DC Resistance(max.)	0.35Ω
DC Resistance	0.35Ω max.
Insulation Resistance(min.)	10MΩ
Operating Temperature Range	-40°C to 85°C
Mass(typ.)	0.011g
Number of Circuit	1
Operating Temperature Range(Self-temperature rise is included)	No
Brand	Murata

Attention

1.This datasheet is downloaded from the website of Murata Manufacturing Co., Ltd. Therefore, it's specifications are subject to change or our products in it may be discontinued without advance notice. Please check with our sales representatives or product engineers before ordering.

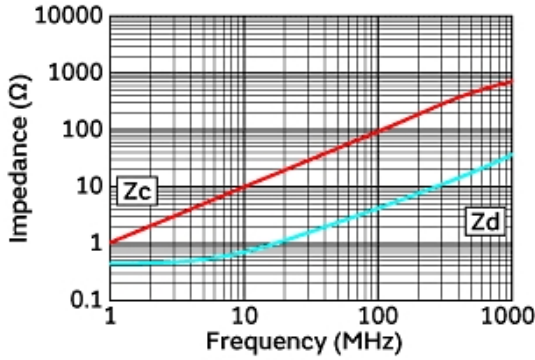
2.This datasheet has only typical specifications because there is no space for detailed specifications.

Therefore, please review our product specifications or consult the approval sheet for product specifications before ordering.

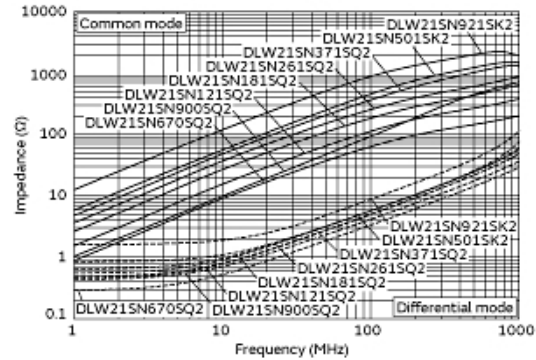
DLW21SN900SQ2#

“#” at the end indicates the package specification code.

Product Data



Impedance-Frequency Characteristics



Impedance-Frequency Characteristics
(Main Items)

Equivalent Circuit (Note 1)



Note1: The Port/Pin No. of the Simulation Model provided by our company is as follows.



S-parameter: Port □
SPICE model: Pin □ (Pin5* connect to GND)

Equivalent Circuit

Attention

- 1.This datasheet is downloaded from the website of Murata Manufacturing Co., Ltd. Therefore, it's specifications are subject to change or our products in it may be discontinued without advance notice. Please check with our sales representatives or product engineers before ordering.
- 2.This datasheet has only typical specifications because there is no space for detailed specifications.
Therefore, please review our product specifications or consult the approval sheet for product specifications before ordering.