

# SFSCE10M7WF03-R0

Discontinued

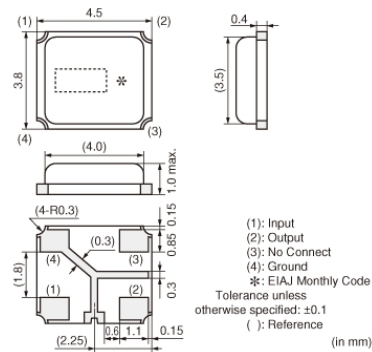
RoHS

REACH

## Applications

|                         |  |
|-------------------------|--|
| Unsuitable Applications | Please be sure to read and comply with these "Precautions for use."  |
| Specific Applications   | Consumer equipment<br>Please refer to Our Website and specifications, etc. for information about the performance, functions, quality, management, and safety required for the above applications, and use Products after confirming the performance and reliability of the actual Product. |

## Appearance & Shape



## Packaging Information

| Packaging | Specifications      | Standard Packing Quantity |
|-----------|---------------------|---------------------------|
| -R0       | 180mm Embossed Tape | 1500                      |

## Features

SFSCE series are chip surface mount filters available for 3dB bandwidth at 700kHz to 1.3MHz (more than twice width compared with current types). They have 1.0mm max. thickness and small mounting area (4.5x3.8mm).

### Features

1. The filters are mountable by automatic placers.
2. They are slim, at only 1.0mm max. thickness, and have a small mounting area (4.5x3.8mm) enabling flexible PCB design.
3. Available lead (Pb) free solder reflow.
4. Operating temperature range: -20 to +80 (degrees C), Storage temperature range: -40 to +85 (degrees C)

### Attention

1. This datasheet is downloaded from the website of Murata Manufacturing Co., Ltd. Therefore, its specifications are subject to change or our products in it may be discontinued without advance notice. Please check with our sales representatives or product engineers before ordering.

2. This datasheet has only typical specifications because there is no space for detailed specifications.

Therefore, please review our product specifications or consult the approval sheet for product specifications before ordering.

# SFSCE10M7WF03-R0



## Specifications

|                             |   |
|-----------------------------|---|
| Operating Temperature Range | -20°C to 80°C   |
| Shape                       | SMD   |
| Elements                    | 2   |
| Center Frequency            | 10.700MHz   |
| Nominal Center Value        | Yes   |
| 3dB Bandwidth               | $f_n \pm 500.0 \text{ kHz min.}$                      |
| Stop Bandwidth              | 2.2MHz  |
| Area of Stop Bandwidth      | [within 20dB]   |
| Spurious Attenuation        | 25dB[within 5.7MHz to $f_n$ / $f_n$ to 15.7MHz]       |
| Insertion Loss              | 6.0dB[at minimum loss point]                          |
| Ripple                      | 2.0dB[within 3dB Bandwidth]                           |
| GDT Deviation               | 0.6 $\mu\text{s}$ [within $f_n \pm 400 \text{ kHz}$ ] |
| Input/Output Impedance      | 470 $\Omega$  |
| Mass                        | 44.91mg   |

### Attention

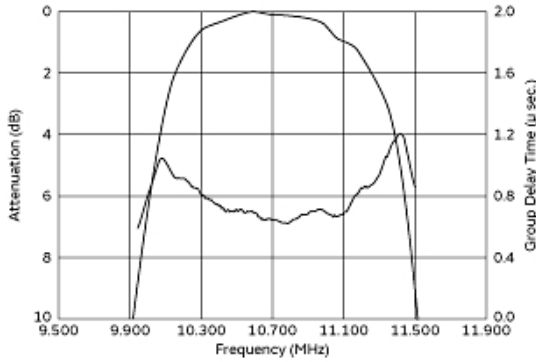
1.This datasheet is downloaded from the website of Murata Manufacturing Co., Ltd. Therefore, it's specifications are subject to change or our products in it may be discontinued without advance notice. Please check with our sales representatives or product engineers before ordering.

2.This datasheet has only typical specifications because there is no space for detailed specifications.

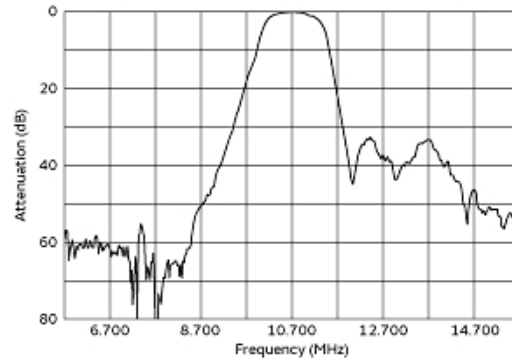
Therefore, please review our product specifications or consult the approval sheet for product specifications before ordering.

# SFSCE10M7WF03-R0

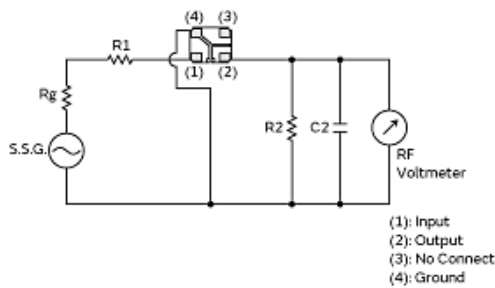
## Product Data



Frequency Characteristics



Spurious Response



R1+Rg=R2=Input/Output Impedance, Rg=50Ω  
C2=10pF (including stray capacitance and Input capacitance of RF Voltmeter)  
E1: S.S.G. Output Voltage

Measurement Circuit

### Attention

- 1.This datasheet is downloaded from the website of Murata Manufacturing Co., Ltd. Therefore, it's specifications are subject to change or our products in it may be discontinued without advance notice. Please check with our sales representatives or product engineers before ordering.
- 2.This datasheet has only typical specifications because there is no space for detailed specifications.  
Therefore, please review our product specifications or consult the approval sheet for product specifications before ordering.