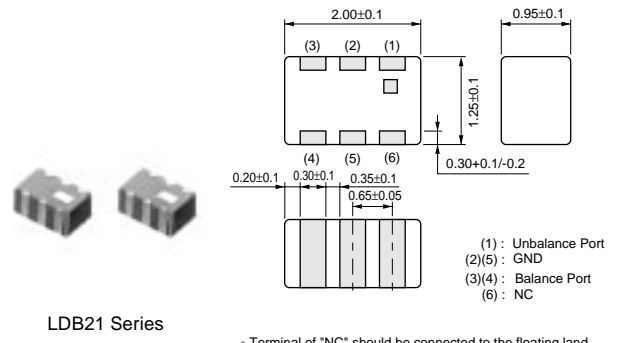
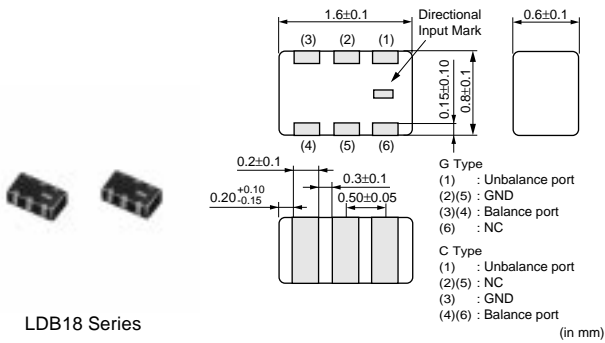


チップ多層ハイブリッドバラ




*Terminal of "NC" should be fixed to the no connected pattern.
 All the technical data and Information contained herein are subject to change without prior notice.

* Terminal of "NC" should be connected to the floating land.
 * All the technical data and information contained herein are subject to change without prior notice.

品番	周波数範囲 (MHz)	挿入損失 1) (dB)	挿入損失 2) (dB)	不平衡端子インピーダンス (公称値) ()	平衡端子間インピーダンス (公称値) ()	用途
LDB181G8115G-120	1810 ± 100MHz	1.1 max. (at 25)	1.2 max. (-40 ~ +85)	50	150	GSM
LDB181G8120G-120	1810 ± 100MHz	1.2 max. (at 25)	1.3 max. (-40 ~ +85)	50	200	GSM
LDB181G9505C-110	1955.0 ± 35.0MHz	1.2 max. (at 25)	1.3 max. (-40 ~ +85)	50	50	GSM
LDB181G9510C-110	1955.0 ± 35.0MHz	1.2 max. (at 25)	1.3 max. (-40 ~ +85)	50	100	GSM
LDB182G4505C-110	2450.0 ± 50.0MHz	1.0 max. (at 25)	1.1 max. (-40 ~ +85)	50	50	WLAN/BT
LDB182G4510C-110	2450.0 ± 50.0MHz	1.0 max. (at 25)	1.1 max. (-40 ~ +85)	50	100	WLAN/BT
LDB182G4510G-120	2450.0 ± 50.0MHz	1.1 max. (at 25)	1.2 max. (-40 ~ +85)	50	100	WLAN/BT
LDB182G4520C-110	2450.0 ± 50.0MHz	1.3 max. (at 25)	1.4 max. (-40 ~ +85)	50	200	WLAN/BT
LDB182G5005G-120	2500 ± 200MHz	1.15 max. (at 25)	1.25 max. (-40 ~ +85)	50	50	WIMAX
LDB182G5010G-120	2500 ± 200MHz	1.1 max. (at 25)	1.2 max. (-40 ~ +85)	50	100	WIMAX
LDB183G4505G-120	3450 ± 150MHz	1.25 max. (at 25)	1.35 max. (-40 ~ +85)	50	50	WIMAX
LDB183G4510G-120	3450 ± 150MHz	1.25 max. (at 25)	1.35 max. (-40 ~ +85)	50	100	WIMAX
LDB183G6005G-120	3600 ± 300MHz	1.3 max. (at 25)	1.4 max. (-40 ~ +85)	50	50	WIMAX
LDB183G6010G-120	3600 ± 300MHz	1.4 max. (at 25)	1.5 max. (-40 ~ +85)	50	100	WIMAX
LDB183G7010C-110	3700 ± 300.0MHz	1.4 max. (at 25)	1.5 max. (-40 ~ +85)	50	100	GSM
LDB184G5010C-110	4500 ± 300.0MHz	1.1 max. (at 25)	1.2 max. (-40 ~ +85)	50	100	GSM
LDB185G3705G-120	5375 ± 475MHz	1.50 max. (at 25)	1.65 max. (-40 ~ +85)	50	50	WLAN/BT
LDB185G3710G-120	5375 ± 475MHz	1.20 max. (at 25)	1.35 max. (-40 ~ +85)	50	100	WLAN/BT
LDB18869M10G-120	869.5 ± 45.5MHz	1.0 max. (at 25)	1.1 max. (-40 ~ +85)	50	100	GSM
LDB18869M15G-120	869.5 ± 45.5MHz	1.0 max. (at 25)	1.1 max. (-40 ~ +85)	50	150	GSM
LDB211G8105C-001	1815 ± 105MHz	1.0 max. (at 25)	1.1 max. (-40 ~ +85)	50	50	GSM
LDB211G8110C-001	1810 ± 100MHz	0.8 max. (at 25)	0.9 max. (-40 ~ +85)	50	100	GSM
LDB211G8115C-001	1810 ± 100MHz	0.8 max. (at 25)	0.9 max. (-40 ~ +85)	50	150	GSM
LDB211G8120C-002	1810 ± 100MHz	0.8 max. (at 25)	0.9 max. (-40 ~ +85)	50	200	GSM
LDB212G4005C-001	2400 ± 100MHz	0.8 max. (at 25)	0.9 max. (-40 ~ +85)	50	50	WLAN/BT
LDB212G4010C-001	2400 ± 100MHz	0.9 max. (at 25)	1.0 max. (-40 ~ +85)	50	100	WLAN/BT
LDB212G4020C-001	2400 ± 100MHz	0.95 max. (at 25)	1.05 max. (-40 ~ +85)	50	200	WLAN/BT
LDB213G7010C-002	3700 ± 300MHz	1.0 max. (at 25)	1.1 max. (-40 ~ +85)	50	100	GSM
LDB213G7020C-001	3700 ± 300MHz	2.2 max. (at 25)	2.3 max. (-40 ~ +85)	50	200	GSM
LDB215G1210C-001	5125 ± 225MHz	1.10 max. (at 25)	1.25 max. (-40 ~ +85)	50	100	WLAN/BT
LDB215G2505C-001	5250 ± 100MHz	1.10 max. (at 25)	1.25 max. (-40 ~ +85)	50	50	WLAN/BT
LDB215G2510C-001	5250 ± 100MHz	0.95 max. (at 25)	1.10 max. (-40 ~ +85)	50	100	WLAN/BT
LDB215G2520C-001	5250 ± 100MHz	1.10 max. (at 25)	1.25 max. (-40 ~ +85)	50	200	WLAN/BT
LDB215G3710C-001	5375 ± 475MHz	0.95 max. (at 25)	1.10 max. (-40 ~ +85)	50	100	WLAN/BT
LDB215G5105C-001	5512 ± 363MHz	1.10 max. (at 25)	1.25 max. (-40 ~ +85)	50	50	WLAN/BT
LDB215G5110C-001	5512 ± 363MHz	0.95 max. (at 25)	1.10 max. (-40 ~ +85)	50	100	WLAN/BT
LDB215G5120C-001	5512 ± 363MHz	1.10 max. (at 25)	1.25 max. (-40 ~ +85)	50	200	WLAN/BT
LDB21869M10C-001	869.5 ± 45.5MHz	1.0 max. (at 25)	1.1 max. (-40 ~ +85)	50	100	GSM
LDB21869M15C-001	869.5 ± 45.5MHz	1.2 max. (at 25)	1.3 max. (-40 ~ +85)	50	150	GSM
LDB21869M20C-001	869.5 ± 45.5MHz	1.2 max. (at 25)	1.3 max. (-40 ~ +85)	50	200	GSM

次ページに続く

 前ページより続く

品番	周波数範囲 (MHz)	挿入損失 1) (dB)	挿入損失 2) (dB)	不平衡端子 インピーダンス (公称値) ()	平衡端子間 インピーダンス (公称値) ()	用途
LDB21881M05C-001	881.5 ± 12.5MHz	1.4 max. (at 25)	1.5 max. (-40 ~ +85)	50	50	GSM
LDB21881M20C-001	881.5 ± 12.5MHz	1.4 max. (at 25)	1.5 max. (-40 ~ +85)	50	200	GSM
LDB21942M05C-001	942.5 ± 17.5MHz	1.4 max. (at 25)	1.5 max. (-40 ~ +85)	50	50	GSM
LDB21942M20C-001	942.5 ± 17.5MHz	1.3 max. (at 25)	1.4 max. (-40 ~ +85)	50	200	GSM
LDM181G9310CC001	1932.5 ± 222.5MHz	0.85 max. (at 25)	0.95 max. (-40 ~ +85)	50	100	UMTS
LDM181G9610TA007	1960 ± 30MHz	0.55 max. (at 25)	0.60 max. (-40 ~ +85)	50	100	UMTS
LDM182G4505CC001	2450 ± 50MHz	0.88 max. (at 25)	0.98 max. (-40 ~ +85)	50	50	WLAN/BT
LDM182G4505GC004	2450 ± 50MHz	0.88 max. (at 25)	0.98 max. (-40 ~ +85)	50	50	WLAN/BT
LDM182G4510CC001	2450 ± 50MHz	0.75 max. (at 25)	0.85 max. (-40 ~ +85)	50	100	WLAN/BT
LDM182G4510HC003	2450 ± 50MHz	0.75 max. (at 25)	0.85 max. (-40 ~ +85)	50	100	WLAN/BT
LDM182G5005CC001	2500 ± 200MHz	0.9 max. (at 25)	1.0 max. (-40 ~ +85)	50	50	WLAN/BT
LDM185G4210CC001	5425 ± 525MHz	0.9 max. (at 25)	1.00 max. (-40 ~ +85)	50	100	WLAN