

















Ceramic Capacitors(SMD)

« Search Conditions »

GA355(Starting with ...)

Part Number	Characteristic	Specific Applications	Appearance	Length	Width	Thickness	Temperature characteristics	Rated Voltage	Capacitance	Tolerance of capacitance	Notes
GA355DR7GB223KW01# <small>In Production</small>	  	Consumer equipment, Industrial Equipment, Mobile Electronics, Medical equipment [GHTF A/B/C] except for implant equipment,		5.7 ±0.4mm	5.0 ±0.4mm	2.0 +0/-0.3mm	X7R(EIA)	250Vac(r.m.s.)	22000pF	±10%	X2 Class Certified Products
GA355DR7GF472KW01# <small>In Production</small>	  	Automotive Consumer equipment, Industrial Equipment, Mobile Electronics, Medical equipment [GHTF A/B/C] except for implant equipment,		5.7 ±0.4mm	5.0 ±0.4mm	2.0 +0/-0.3mm	X7R(EIA)	250Vac(r.m.s.)	4700pF	±10%	X1/Y2 Class Certified Products
GA355ER7GB333KW01# <small>In Production</small>	  	Automotive Consumer equipment, Industrial Equipment, Mobile Electronics, Medical equipment [GHTF A/B/C] except for implant equipment,		5.7 ±0.4mm	5.0 ±0.4mm	2.5 +0/-0.3mm	X7R(EIA)	250Vac(r.m.s.)	33000pF	±10%	X2 Class Certified Products
GA355ER7GB473KW01# <small>In Production</small>	  	Automotive Consumer equipment, Industrial Equipment, Mobile Electronics, Medical equipment [GHTF A/B/C] except for implant equipment,		5.7 ±0.4mm	5.0 ±0.4mm	2.5 +0/-0.3mm	X7R(EIA)	250Vac(r.m.s.)	47000pF	±10%	X2 Class Certified Products





Automotive

Attention

1. This catalog is downloaded from the website of Murata Manufacturing Co., Ltd. Therefore, it's specifications are subject to change or our products in it may be discontinued without advance notice. Please check with our sales representatives or product engineers before ordering.

2. This catalog has only typical specifications because there is no space for detailed specifications. Therefore, please review our product specifications or consult the approval sheet for product specifications before ordering.

Ceramic Capacitors(SMD)

Part Number	Characteristic	Specific Applications	Appearance	Length	Width	Thickness	Temperature characteristics	Rated Voltage	Capacitance	Tolerance of capacitance	Notes
GA355QR7GB103KW01# <small>In Production</small>	<div>125°C max.</div> <div>Safety standard</div> <div>Reflow OK</div>	Consumer equipment, Industrial Equipment, Mobile Electronics, Medical equipment [GHTF A/B/C] except for implant equipment,		5.7 ±0.4mm	5.0 ±0.4mm	1.5 +0/-0.3mm	X7R(EIA)	250Vac(r.m.s.)	10000pF	±10%	X2 Class Certified Products
GA355QR7GB153KW01# <small>In Production</small>	<div>125°C max.</div> <div>Safety standard</div> <div>Reflow OK</div>	Automotive Consumer equipment, Industrial Equipment, Mobile Electronics, Medical equipment [GHTF A/B/C] except for implant equipment,		5.7 ±0.4mm	5.0 ±0.4mm	1.5 +0/-0.3mm	X7R(EIA)	250Vac(r.m.s.)	15000pF	±10%	X2 Class Certified Products
GA355QR7GF182KW01# <small>In Production</small>	<div>125°C max.</div> <div>Safety standard</div> <div>Reflow OK</div>	Automotive Consumer equipment, Industrial Equipment, Mobile Electronics, Medical equipment [GHTF A/B/C] except for implant equipment,		5.7 ±0.4mm	5.0 ±0.4mm	1.5 +0/-0.3mm	X7R(EIA)	250Vac(r.m.s.)	1800pF	±10%	X1/Y2 Class Certified Products
GA355QR7GF222KW01# <small>In Production</small>	<div>125°C max.</div> <div>Safety standard</div> <div>Reflow OK</div>	Automotive Consumer equipment, Industrial Equipment, Mobile Electronics, Medical equipment [GHTF A/B/C] except for implant equipment,		5.7 ±0.4mm	5.0 ±0.4mm	1.5 +0/-0.3mm	X7R(EIA)	250Vac(r.m.s.)	2200pF	±10%	X1/Y2 Class Certified Products



Automotive

Attention

1. This catalog is downloaded from the website of Murata Manufacturing Co., Ltd. Therefore, it's specifications are subject to change or our products in it may be discontinued without advance notice. Please check with our sales representatives or product engineers before ordering.

2. This catalog has only typical specifications because there is no space for detailed specifications. Therefore, please review our product specifications or consult the approval sheet for product specifications before ordering.

Ceramic Capacitors(SMD)

Part Number	Characteristic	Specific Applications	Appearance	Length	Width	Thickness	Temperature characteristics	Rated Voltage	Capacitance	Tolerance of capacitance	Notes
GA355QR7GF332KW01# <small>In Production</small>	<div>125°C max.</div> <div>Safety standard</div> <div>Reflow OK</div>	Consumer equipment, Industrial Equipment, Mobile Electronics, Medical equipment [GHTF A/B/C] except for implant equipment,		5.7 ±0.4mm	5.0 ±0.4mm	1.5 +0/-0.3mm	X7R(EIA)	250Vac(r.m.s.)	3300pF	±10%	X1/Y2 Class Certified Products
GA355XR7GB563KW06# <small>In Production</small>	<div>125°C max.</div> <div>Safety standard</div> <div>Reflow OK</div>	Automotive Consumer equipment, Industrial Equipment, Mobile Electronics, Medical equipment [GHTF A/B/C] except for implant equipment, Automotive		5.7 ±0.4mm	5.0 ±0.4mm	2.9 +0/-0.4mm	X7R(EIA)	250Vac(r.m.s.)	56000pF	±10%	X2 Class Certified Products

Attention

1. This catalog is downloaded from the website of Murata Manufacturing Co., Ltd. Therefore, it's specifications are subject to change or our products in it may be discontinued without advance notice. Please check with our sales representatives or product engineers before ordering.

2. This catalog has only typical specifications because there is no space for detailed specifications. Therefore, please review our product specifications or consult the approval sheet for product specifications before ordering.