Note: This datasheet may be out of date.
Please download the latest datasheet of PTGL07AR820M9A51B0 from the official website of Murata Manufacturing Co., Ltd.

http://www.murata.com/en/products/productdetail?partno=PTGL07AR820M9A51B0

PTGL07AR820M9A51B0

Discontinued RoHS REACH

Applications

Unsuitable Applications	Please be sure to read and comply with these "Precautions for use."
Specific Applications	Industrial Equipment Please refer to Our Website and specifications, etc. for information about the performance, functions, quality, management, and safety required for the above applications, and use Products after confirming the performance and reliability of the actual Product.

Appearance & Shape

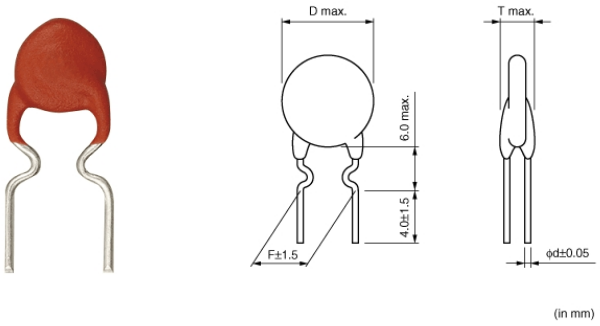

Packaging Information

Packaging	Specifications	Standard Packing Quantity
B0	Bulk(Bag)	300

Features

1. Best suited to meet the requirements for power supplies and motor protection. Error-free operations are assured by rush current.
2. Circuit is protected until current is turned off.
3. Restores the original low resistance value automatically once the overload is removed.
4. Non-contact design leads to long life and no noise.
   Durable and strong against mechanical vibration and shock because it is a solid element.

Attention
1.This datasheet is downloaded from the website of Murata Manufacturing Co., Ltd. Therefore, it's specifications are subject to change or our products in it may be discontinued without advance notice. Please check with our sales representatives or product engineers before ordering.
2.This datasheet has only typical specifications because there is no space for detailed specifications.
Therefore, please review our product specifications or consult the approval sheet for product specifications before ordering.

Note: This datasheet may be out of date.
Please download the latest datasheet of PTGL07AR820M9A51B0 from the official website of Murata Manufacturing Co., Ltd.

http://www.murata.com/en/products/productdetail?partno=PTGL07AR820M9A51B0

PTGL07AR820M9A51B0

Specifications

Max. Voltage	265V
Hold Current(25℃)	75mA
Hold Current (2)	60mA
Measure Condition of Hold Current (2)	(at +60℃)
Trip Current(25℃)	125mA
Trip Current(2)	150mA
Measure Condition of Trip Current(2)	(at -10℃)
Max. Current	0.5A
Resistance (25℃)	82Ω
Resistance Value Tolerance (at 25℃)	±20%
Curie Point(typ.)	120℃
Power Consumption(typ)	1.4W
Operating Temperature Range	-10℃ to 60℃
D- Outer Dimension	8.2mm
Thickness	6.5mm
F- Lead Space	5mm
d- Lead Diameter	0.5mm
Shape	Lead
Mass	0.64g
MSL	N

Attention
1.This datasheet is downloaded from the website of Murata Manufacturing Co., Ltd. Therefore, it's specifications are subject to change or our products in it may be discontinued without advance notice. Please check with our sales representatives or product engineers before ordering.
2.This datasheet has only typical specifications because there is no space for detailed specifications.
Therefore, please review our product specifications or consult the approval sheet for product specifications before ordering.

Note: This datasheet may be out of date.
Please download the latest datasheet of PTGL07AR820M9A51B0 from the official website of Murata Manufacturing Co., Ltd.

http://www.murata.com/en/products/productdetail?partno=PTGL07AR820M9A51B0

PTGL07AR820M9A51B0

Product Data

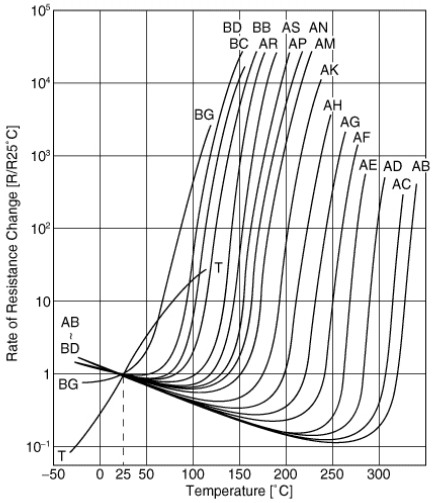

Resistance-Temperature Charac.

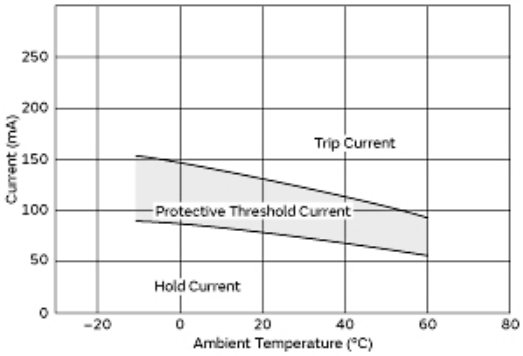

Protective Threshold Current Range

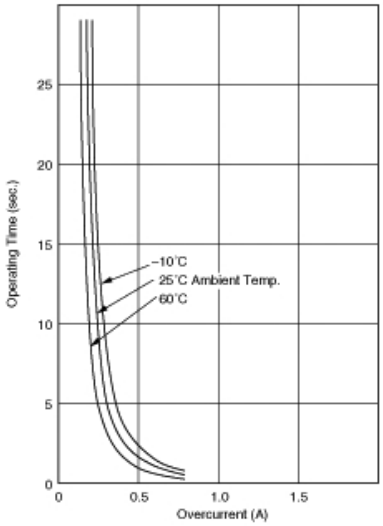

Operating Time (Typical Curve)

Attention
1.This datasheet is downloaded from the website of Murata Manufacturing Co., Ltd. Therefore, it's specifications are subject to change or our products in it may be discontinued without advance notice. Please check with our sales representatives or product engineers before ordering.
2.This datasheet has only typical specifications because there is no space for detailed specifications.
Therefore, please review our product specifications or consult the approval sheet for product specifications before ordering.