

FDVE1040-H-2R7M#

“#” at the end indicates the package specification code.

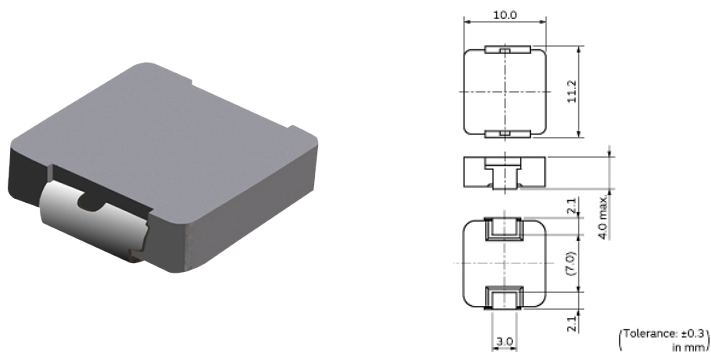


< List of part numbers with package codes >
FDVE1040-H-2R7M=P3

Applications

| | |
|--------------------------|---|
| Unsuitable Applications | Please be sure to read and comply with these "Precautions for use." |
| Specific Applications | Consumer equipment, Medical equipment [GHTF A/B/C] except for implant & surgery & auto injector, Industrial equipment except for transportation & facility & energy equipment Please refer to Our Website and specifications, etc. for information about the performance, functions, quality, management, and safety required for the above applications, and use Products after confirming the performance and reliability of the actual Product. |
| Recommended Applications | Consumer equipment |

Appearance & Shape



Notices

Rated current (I_{sat}) is specified when the decrease of the initial inductance value at 20%. Rated current (I_{temp}) is specified when temperature of the inductor is raised 40°C by DC current.

References

| Packaging | Specifications | Standard Packing Quantity |
|-----------|-------------------|---------------------------|
| =P3 | 330 Embossed Tape | 500 |

| Mass (typ.) | |
|-------------|-------|
| 1 piece | 2.35g |

Attention

1. This datasheet is downloaded from the website of Murata Manufacturing Co., Ltd. Therefore, its specifications are subject to change or our products in it may be discontinued without advance notice. Please check with our sales representatives or product engineers before ordering.
2. This datasheet has only typical specifications because there is no space for detailed specifications. Therefore, please review our product specifications or consult the approval sheet for product specifications before ordering.

FDVE1040-H-2R7M#

“#” at the end indicates the package specification code.



Specifications

| | |
|---|------------------------|
| L size | 11.2±0.3mm |
| W size | 10.0±0.3mm |
| T size | 4.0mm |
| Size code inch (mm) | 4440 (112100) |
| Inductance | 2.7μH±20% |
| Inductance Test Frequency | 0.1MHz |
| Rated current (Isat) (Based on Inductance change) | 10900mA |
| Rated current (Itemp) (Based on Temperature rise) | 10500mA |
| Max. of DC resistance | 0.0088Ω |
| Operating Temperature Range (Self-temperature rise is included) | -40°C to 125°C |
| Class of magnetic shield | Shielded (Metal Alloy) |
| Absolute maximum voltage | 30Vdc |
| Brand | Murata |
| Series | FDVE1040 |

Attention

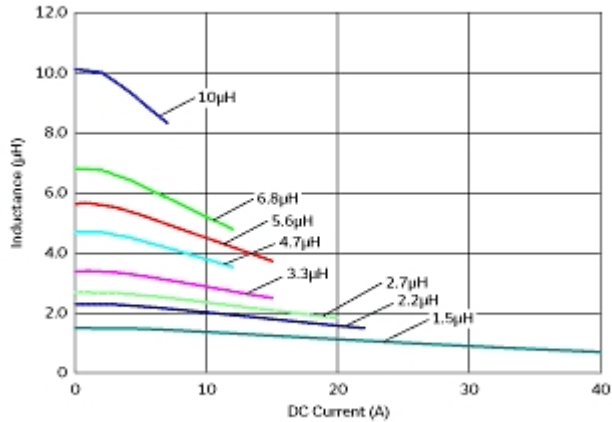
- 1.This datasheet is downloaded from the website of Murata Manufacturing Co., Ltd. Therefore, it's specifications are subject to change or our products in it may be discontinued without advance notice. Please check with our sales representatives or product engineers before ordering.
- 2.This datasheet has only typical specifications because there is no space for detailed specifications.
Therefore, please review our product specifications or consult the approval sheet for product specifications before ordering.

FDVE1040-H-2R7M#

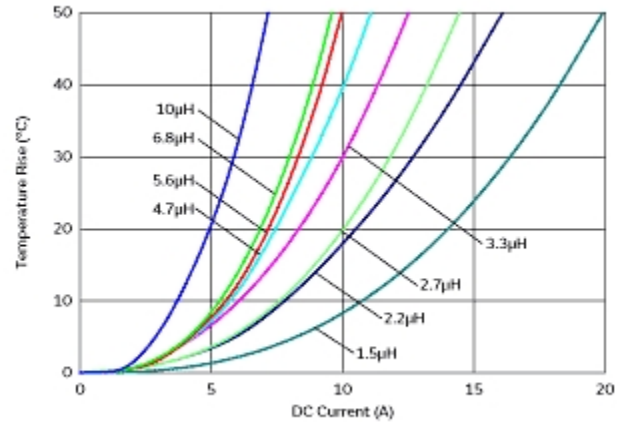
“#” at the end indicates the package specification code.



Characteristic Data



Impedance - Current Characteristics



Temperature Increase Characteristic

Attention

- 1.This datasheet is downloaded from the website of Murata Manufacturing Co., Ltd. Therefore, it's specifications are subject to change or our products in it may be discontinued without advance notice. Please check with our sales representatives or product engineers before ordering.
- 2.This datasheet has only typical specifications because there is no space for detailed specifications.
Therefore, please review our product specifications or consult the approval sheet for product specifications before ordering.