

DXW21BN7511S#

“#” at the end indicates the package specification code.

In Production

RoHS

REACH

< List of part numbers with package codes >

DXW21BN7511SB

DXW21BN7511SK

DXW21BN7511SL

Applications

Unsuitable Applications	Please be sure to read and comply with these "Precautions for use."
Specific Applications	Consumer equipment, Medical equipment [GHF A/B/C] except for implant & surgery & auto injector, Industrial equipment except for transportation & facility & energy equipment Please refer to Our Website and specifications, etc. for information about the performance, functions, quality, management, and safety required for the above applications, and use Products after confirming the performance and reliability of the actual Product.
Recommended Applications	Consumer equipment

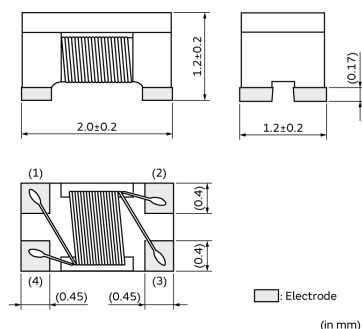
Packaging Information

Packaging	Specifications	Standard Packing Quantity
B	Bulk(Bag)	500
K	330mm Embossed Tape	10000
L	180mm Embossed Tape	2000

Features

1. Ultra miniature size and wire wound type microchip transformer. 2.0x1.2x1.2mm (EIA code:0805)
2. Using for GHz frequency range (1 to 1.5GHz) about BS or CS broadcast.
3. Surface mount type. Lead Free.

Appearance & Shape



Applications

BS/CS TV tuner, Cable TV tuner etc. that require unbalance mode to balance mode conversion.

Attention

1. This datasheet is downloaded from the website of Murata Manufacturing Co., Ltd. Therefore, its specifications are subject to change or our products in it may be discontinued without advance notice. Please check with our sales representatives or product engineers before ordering.

2. This datasheet has only typical specifications because there is no space for detailed specifications.

Therefore, please review our product specifications or consult the approval sheet for product specifications before ordering.

DXW21BN7511S#

“#”at the end indicates the package specification code.



Specifications

Operating Temperature Range	-40°C to 85°C
Frequency Range	1GHz to 1.5GHz
Insertion Loss	1.4dB max.(at Freq. Range)
Size Code (in mm)	2012
Size Code (in inch)	0805
Length	2mm
Length Tolerance	±0.2mm
Width	1.2mm
Width Tolerance	±0.2mm
Thickness	1.2mm
Thickness Tolerance	±0.2mm
Power Rating	27dBm
Rated Voltage	20Vdc
Withstanding Voltage	50Vdc
Port Impedance	75Ω - 75Ω
CMRR(min.)	20dB
DC Resistance(max.)	0.59Ω
Insulation Resistance(min.)	10MΩ
Mass(typ.)	0.011g

Attention

1.This datasheet is downloaded from the website of Murata Manufacturing Co., Ltd. Therefore, it's specifications are subject to change or our products in it may be discontinued without advance notice. Please check with our sales representatives or product engineers before ordering.

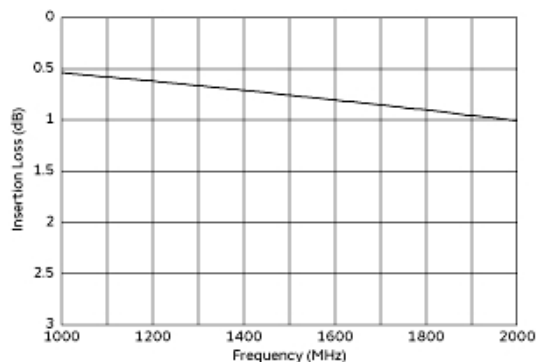
2.This datasheet has only typical specifications because there is no space for detailed specifications.

Therefore, please review our product specifications or consult the approval sheet for product specifications before ordering.

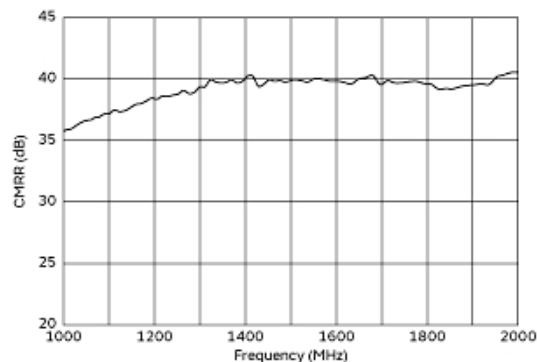
DXW21BN7511S#

“#” at the end indicates the package specification code.

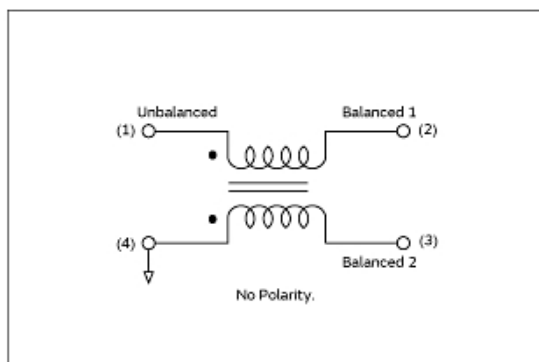
Product Data



Insertion Loss Characteristics



CMRR Characteristics



Equivalent Circuit

Attention

1.This datasheet is downloaded from the website of Murata Manufacturing Co., Ltd. Therefore, it's specifications are subject to change or our products in it may be discontinued without advance notice. Please check with our sales representatives or product engineers before ordering.

2.This datasheet has only typical specifications because there is no space for detailed specifications.

Therefore, please review our product specifications or consult the approval sheet for product specifications before ordering.