

BLE32PN300SZ1#

“#” at the end indicates the package specification code.

In Production

AEC-Q200

RoHS

REACH

< List of part numbers with package codes >		
BLE32PN300SZ1B	BLE32PN300SZ1K	BLE32PN300SZ1L

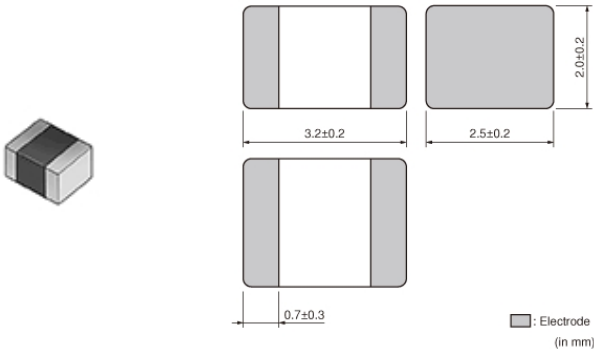
Applications

Unsuitable Applications	Please be sure to read and comply with these "Precautions for use."
Specific Applications	Automotive infotainment/comfort equipment, Consumer equipment, Medical equipment [GHTF A/B/C] except for implant & surgery & auto injector, Industrial equipment except for transportation & facility & energy equipment Please refer to Our Website and specifications, etc. for information about the performance, functions, quality, management, and safety required for the above applications, and use Products after confirming the performance and reliability of the actual Product.
Recommended Applications	Automotive infotainment/comfort equipment

Packaging Information

Packaging	Specifications	Standard Packing Quantity
B	Bulk(Bag)	1000
K	330mm Embossed Tape	7000
L	180mm Embossed Tape	1500

Appearance & Shape



Attention

- 1.This datasheet is downloaded from the website of Murata Manufacturing Co., Ltd. Therefore, it's specifications are subject to change or our products in it may be discontinued without advance notice. Please check with our sales representatives or product engineers before ordering.
- 2.This datasheet has only typical specifications because there is no space for detailed specifications.
Therefore, please review our product specifications or consult the approval sheet for product specifications before ordering.

BLE32PN300SZ1#

“#” at the end indicates the package specification code.



Features

1. Bead inductor BLE series is designed to function nearly as a resistor at noise frequencies, which greatly reduces the possibility of resonance and leaves signal wave forms undistorted.
2. The nickel barrier structure of the external electrodes provides excellent solder heat resistance.
3. BLE32PN series can be used in high current circuits due to its low DC resistance. It can match power lines to a maximum of 10ADC.

Attention

1. This datasheet is downloaded from the website of Murata Manufacturing Co., Ltd. Therefore, it's specifications are subject to change or our products in it may be discontinued without advance notice. Please check with our sales representatives or product engineers before ordering.
2. This datasheet has only typical specifications because there is no space for detailed specifications. Therefore, please review our product specifications or consult the approval sheet for product specifications before ordering.

BLE32PN300SZ1#

“#” at the end indicates the package specification code.



Specifications

Shape	SMD
Size Code (in inch)	1210
Length	3.2mm
Length Tolerance	±0.2mm
Width	2.5mm
Width Tolerance	±0.2mm
Thickness	2.0mm
Thickness Tolerance	±0.2mm
Operating Temperature Range	-55°C to 125°C
Mass(typ.)	0.08g
Number of Circuit	1
Rated Current (at 85°C)	10A
Rated Current (at 125°C)	10A
DC Resistance(max.)	1.6mΩ
Impedance (at 100MHz)	30Ω
Impedance (at 100MHz) Tolerance	±10Ω
Size Code (in mm)	3225

Attention

1.This datasheet is downloaded from the website of Murata Manufacturing Co., Ltd. Therefore, it's specifications are subject to change or our products in it may be discontinued without advance notice. Please check with our sales representatives or product engineers before ordering.

2.This datasheet has only typical specifications because there is no space for detailed specifications.

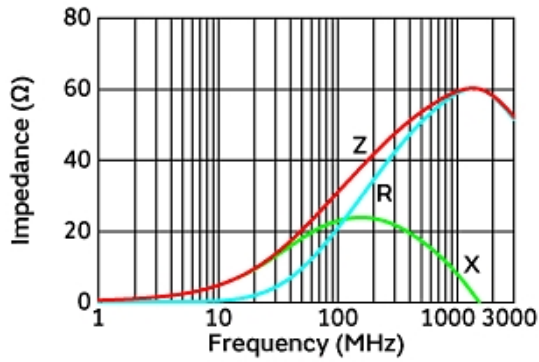
Therefore, please review our product specifications or consult the approval sheet for product specifications before ordering.

BLE32PN300SZ1#

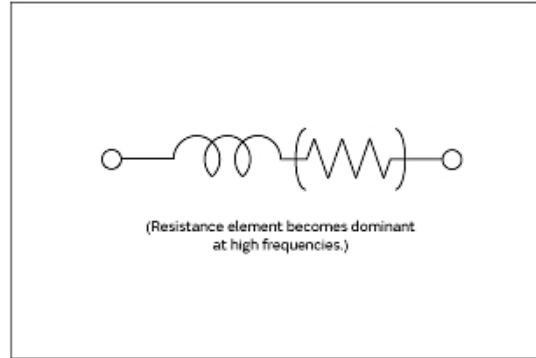
“#” at the end indicates the package specification code.



Product Data



Impedance-Frequency Characteristics



Equivalent Circuit

Attention

1.This datasheet is downloaded from the website of Murata Manufacturing Co., Ltd. Therefore, it's specifications are subject to change or our products in it may be discontinued without advance notice. Please check with our sales representatives or product engineers before ordering.

2.This datasheet has only typical specifications because there is no space for detailed specifications.

Therefore, please review our product specifications or consult the approval sheet for product specifications before ordering.