

# LQH2HPZ3R3MDR#

“#”at the end indicates the package specification code.

Size Code 2520 (1008) in mm (in inch), 0.6mm max. Thickness. Low DC resistance design

In Production

AEC-Q200

RoHS

REACH

125 °C max.

Wound (Ferrite)

Low Rdc

Reflow OK

< List of part numbers with package codes >  
LQH2HPZ3R3MDRL

## Applications

Unsuitable Applications	Please be sure to read and comply with these "Precautions for use."
Specific Applications	<p>Consumer equipment, Automotive infotainment/comfort equipment, Medical equipment [GHTE A/B/C] except for implant &amp; surgery &amp; auto injector, Industrial equipment except for transportation &amp; facility &amp; energy equipment</p> <p>Please refer to Our Website and specifications, etc. for information about the performance, functions, quality, management, and safety required for the above applications, and use Products after confirming the performance and reliability of the actual Product.</p>
Recommended Applications	Automotive infotainment/comfort equipment

## Appearance & Shape



**Attention**

1. This datasheet is downloaded from the website of Murata Manufacturing Co., Ltd. Therefore, its specifications are subject to change or our products in it may be discontinued without advance notice. Please check with our sales representatives or product engineers before ordering.

2. This datasheet has only typical specifications because there is no space for detailed specifications.

Therefore, please review our product specifications or consult the approval sheet for product specifications before ordering.

# LQH2HPZ3R3MDR#

“#” at the end indicates the package specification code.

## Notices

When rated current is applied to the products, inductance will be within  $\pm 30\%$  of initial inductance value range. Keep the temperature (ambient temperature plus self-generation of heat) under  $125^{\circ}\text{C}$ . When rated current is applied to the products, temperature rise caused by self-generated heat shall be limited to  $40^{\circ}\text{C}$  max (ambient temperature  $85^{\circ}\text{C}$  max). When rated current is applied to the products, temperature rise caused by self-generated heat shall be limited to  $20^{\circ}\text{C}$  max (ambient temperature  $85^{\circ}\text{C}$  to  $105^{\circ}\text{C}$ ).

## References

Packaging	Specifications	Standard Packing Quantity
L	180 Embossed Tape	4000

Mass (typ.)	
1 piece	0.01g

### Attention

1. This datasheet is downloaded from the website of Murata Manufacturing Co., Ltd. Therefore, its specifications are subject to change or our products in it may be discontinued without advance notice. Please check with our sales representatives or product engineers before ordering.

2. This datasheet has only typical specifications because there is no space for detailed specifications.

Therefore, please review our product specifications or consult the approval sheet for product specifications before ordering.

# LQH2HPZ3R3MDR#

“#” at the end indicates the package specification code.



## Specifications

L size	2.5±0.1mm
W size	2.0±0.1mm
T size	0.55±0.05mm
Size code inch (mm)	1008 (2520)
Inductance	3.3μH±20%
Inductance Test Frequency	1MHz
Rated current (Isat) (Based on Inductance change)	750mA
Rated current (Itemp) (Based on Temperature rise)	730mA(Ambient temp.85°C) 440mA(Ambient temp.105°C)
Max. of DC resistance	0.54Ω
DC resistance	0.45Ω±20%
Operating Temperature Range (Self-temperature rise is included)	-40°C to 125°C
Operating Temperature Range(Self-temperature rise is not included)	-40°C to 105°C
Class of magnetic shield	Shielded (Magnetic Resin)
Self resonance frequency (min.)	45MHz
Brand	Murata
Series	LQH2HPZ_DR

### Attention

1.This datasheet is downloaded from the website of Murata Manufacturing Co., Ltd. Therefore, it's specifications are subject to change or our products in it may be discontinued without advance notice. Please check with our sales representatives or product engineers before ordering.

2.This datasheet has only typical specifications because there is no space for detailed specifications.

Therefore, please review our product specifications or consult the approval sheet for product specifications before ordering.

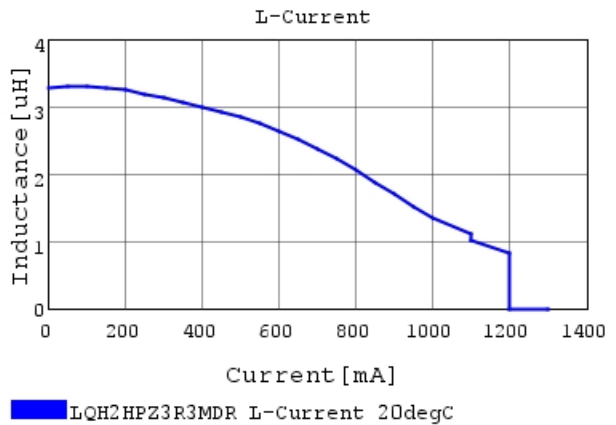
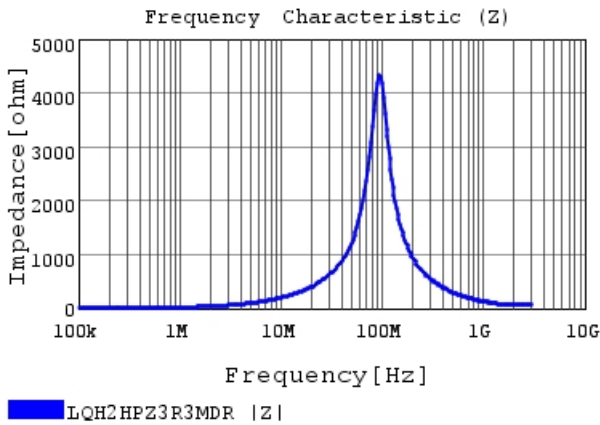
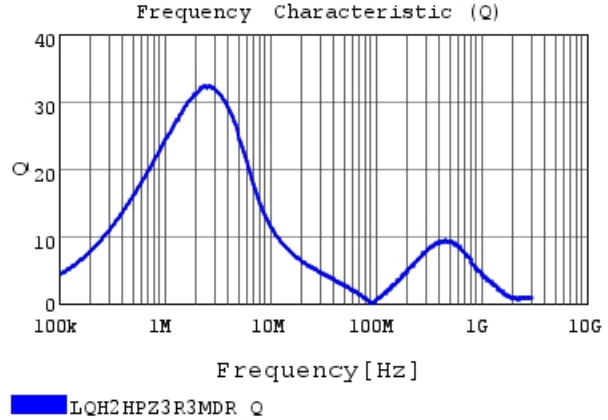
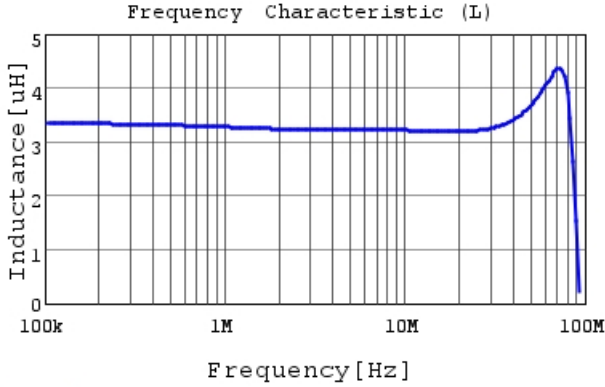
# LQH2HPZ3R3MDR#

“#” at the end indicates the package specification code.



## Characteristic Data

The charts below may show another part number which shares its characteristics.

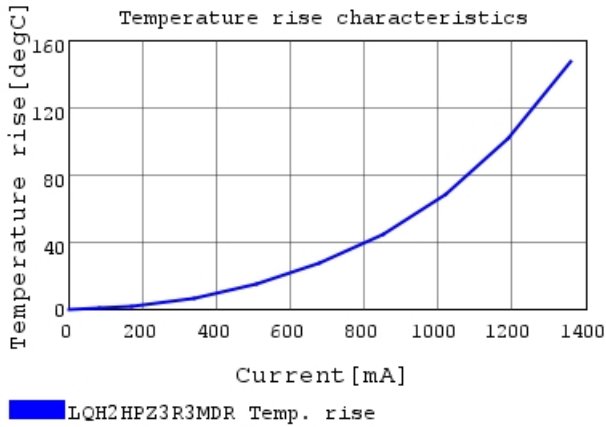


### Attention

- 1.This datasheet is downloaded from the website of Murata Manufacturing Co., Ltd. Therefore, it's specifications are subject to change or our products in it may be discontinued without advance notice. Please check with our sales representatives or product engineers before ordering.
- 2.This datasheet has only typical specifications because there is no space for detailed specifications.  
Therefore, please review our product specifications or consult the approval sheet for product specifications before ordering.

# LQH2HPZ3R3MDR#

“#” at the end indicates the package specification code.



## Attention

- 1.This datasheet is downloaded from the website of Murata Manufacturing Co., Ltd. Therefore, it's specifications are subject to change or our products in it may be discontinued without advance notice. Please check with our sales representatives or product engineers before ordering.
- 2.This datasheet has only typical specifications because there is no space for detailed specifications.  
Therefore, please review our product specifications or consult the approval sheet for product specifications before ordering.