

DLP2ADN281HL4#

“#” at the end indicates the package specification code.



< List of part numbers with package codes >

DLP2ADN281HL4B DLP2ADN281HL4L

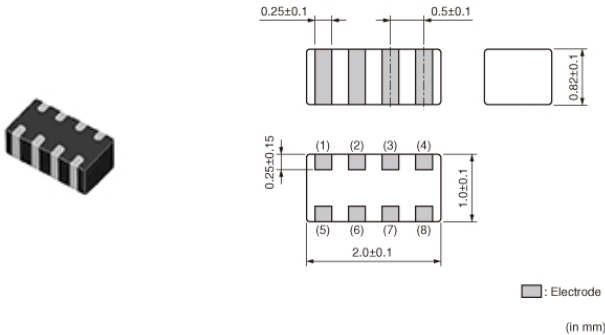
Applications

Unsuitable Applications	Please be sure to read and comply with these "Precautions for use."
Specific Applications	Consumer equipment, Medical equipment [GHTF A/B/C] except for implant & surgery & auto injector, Industrial equipment except for transportation & facility & energy equipment Please refer to Our Website and specifications, etc. for information about the performance, functions, quality, management, and safety required for the above applications, and use Products after confirming the performance and reliability of the actual Product.
Recommended Applications	Consumer equipment

Packaging Information

Packaging	Specifications	Standard Packing Quantity
B	Bulk(Bag)	500
L	180mm Embossed Tape	3000

Appearance & Shape



Attention

1.This datasheet is downloaded from the website of Murata Manufacturing Co., Ltd. Therefore, it's specifications are subject to change or our products in it may be discontinued without advance notice. Please check with our sales representatives or product engineers before ordering.
2.This datasheet has only typical specifications because there is no space for detailed specifications.
Therefore, please review our product specifications or consult the approval sheet for product specifications before ordering.

DLP2ADN281HL4#

“#” at the end indicates the package specification code.



Features

1. 2 components are included in 2.0x1.0mm size
2. Low profile: typ. 0.82mm
3. DLP2AD can suppress common mode noise without damage to signal wave.
4. DLP2AD match with line impedance.
5. DLP2ADA is for high speed differential signal line.
Cutoff Frequency : 6.0GHz or more

Applications

Common mode noise suppression of high speed differential signal lines for USB, IEEE1394

LVDS, DVI, HDMI

1. Main board of personal computers, Note PCs
2. Printers, Scanners
3. LCD monitors
4. Game equipment
5. PC peripheral equipment

Attention

1. This datasheet is downloaded from the website of Murata Manufacturing Co., Ltd. Therefore, its specifications are subject to change or our products in it may be discontinued without advance notice. Please check with our sales representatives or product engineers before ordering.

2. This datasheet has only typical specifications because there is no space for detailed specifications.

Therefore, please review our product specifications or consult the approval sheet for product specifications before ordering.

DLP2ADN281HL4#

“#” at the end indicates the package specification code.



Specifications

Shape	SMD
Size Code (in mm)	2010
Size Code (in inch)	0804
Length	2.0mm
Length Tolerance	±0.1mm
Width	1.0mm
Width Tolerance	±0.1mm
Thickness	0.82mm
Thickness Tolerance	±0.1mm
Common Mode Impedance (at 100MHz)	280Ω
Common Mode Impedance (at 100MHz) Tolerance	±20%
Rated Current	80mA
Derating of Rated Current	No
Rated Voltage	5Vdc
Withstanding Voltage	12.5Vdc
DC Resistance(max.)	5.75Ω
DC Resistance	4.6Ω±25%
Insulation Resistance(min.)	100MΩ
Operating Temperature Range	-40°C to 85°C
Mass(typ.)	0.009g
Number of Circuit	2
Operating Temperature Range(Self-temperature rise is included)	No
Brand	Murata

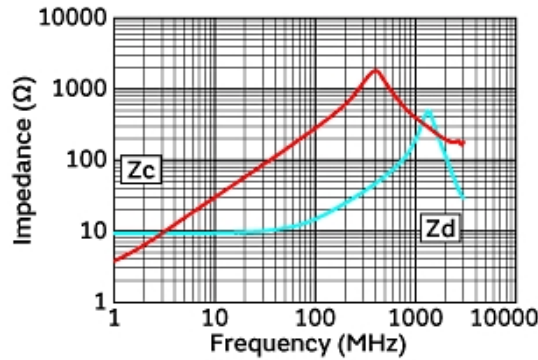
Attention

- 1.This datasheet is downloaded from the website of Murata Manufacturing Co., Ltd. Therefore, it's specifications are subject to change or our products in it may be discontinued without advance notice. Please check with our sales representatives or product engineers before ordering.
- 2.This datasheet has only typical specifications because there is no space for detailed specifications.
Therefore, please review our product specifications or consult the approval sheet for product specifications before ordering.

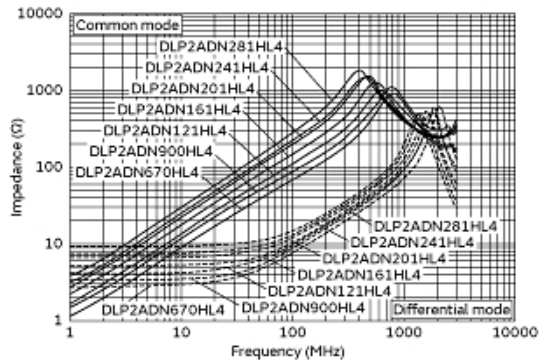
DLP2ADN281HL4#

“#” at the end indicates the package specification code.

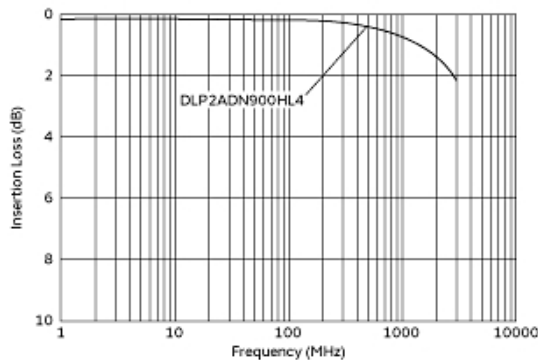
Product Data



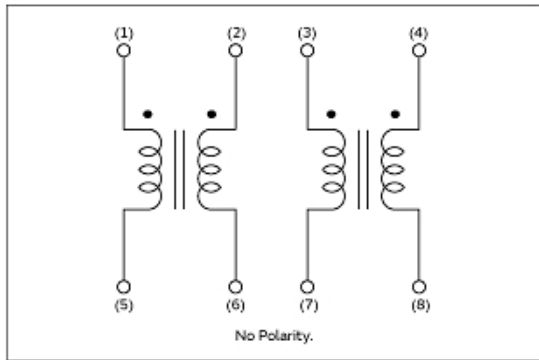
Impedance-Frequency Characteristics



Impedance-Frequency Characteristics
(Main Items)



Differential Mode Transmission Characteristics
(Typical Value)



Equivalent Circuit

Attention

- 1.This datasheet is downloaded from the website of Murata Manufacturing Co., Ltd. Therefore, it's specifications are subject to change or our products in it may be discontinued without advance notice. Please check with our sales representatives or product engineers before ordering.
- 2.This datasheet has only typical specifications because there is no space for detailed specifications.
Therefore, please review our product specifications or consult the approval sheet for product specifications before ordering.