

# DLW21SH121HQ2#

“#” at the end indicates the package specification code.

In Production

AEC-Q200

RoHS

REACH

## < List of part numbers with package codes >

DLW21SH121HQ2B

DLW21SH121HQ2L

## Applications

Unsuitable Applications	Please be sure to read and comply with these "Precautions for use."
Specific Applications	Automotive powertrain/safety equipment, Automotive infotainment/comfort equipment, Consumer equipment, Medical equipment [GHTF A/B/C] except for implant & surgery & auto injector, Industrial Equipment Please refer to Our Website and specifications, etc. for information about the performance, functions, quality, management, and safety required for the above applications, and use Products after confirming the performance and reliability of the actual Product.
Recommended Applications	Automotive powertrain/safety equipment, LVDS

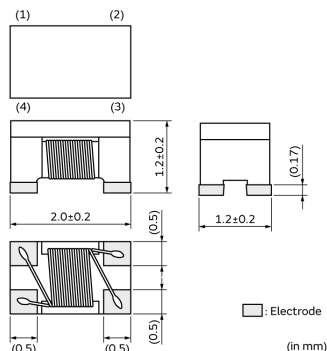
## Packaging Information

Packaging	Specifications	Standard Packing Quantity
B	Bulk(Bag)	500
L	180mm Embossed Tape	2000

## Features

1. Small size: 2.0x1.2x1.2mm
  2. Available for high density mounting (Narrow pitch)
- Application  
Common mode noise suppression for automotive interfaces such as USB, LVDS, PCIe

## Appearance & Shape



### Attention

1. This datasheet is downloaded from the website of Murata Manufacturing Co., Ltd. Therefore, its specifications are subject to change or our products in it may be discontinued without advance notice. Please check with our sales representatives or product engineers before ordering.

2. This datasheet has only typical specifications because there is no space for detailed specifications.

Therefore, please review our product specifications or consult the approval sheet for product specifications before ordering.

# DLW21SH121HQ2#

“#” at the end indicates the package specification code.



## Specifications

Brand	Murata
-------	--------

Shape	SMD
Size Code (in mm)	2012
Size Code (in inch)	0805
Length	2.0mm
Length Tolerance	±0.2mm
Width	1.2mm
Width Tolerance	±0.2mm
Thickness	1.2mm
Thickness Tolerance	±0.2mm
Common Mode Impedance (at 100MHz)	120Ω
Common Mode Impedance (at 100MHz) Tolerance	±25%
Rated Current	280mA
Derating of Rated Current	Yes (Over 105°C) *For details, please check the derating diagram.
Rated Voltage	20Vdc
Withstanding Voltage	50Vdc
DC Resistance(max.)	0.416Ω
DC Resistance	0.32Ω±30%
Insulation Resistance(min.)	10MΩ
Operating Temperature Range	-40°C to 125°C
Mass(typ.)	0.011g
Number of Circuit	1
Operating Temperature Range(Self-temperature rise is included)	No

### Attention

1.This datasheet is downloaded from the website of Murata Manufacturing Co., Ltd. Therefore, it's specifications are subject to change or our products in it may be discontinued without advance notice. Please check with our sales representatives or product engineers before ordering.

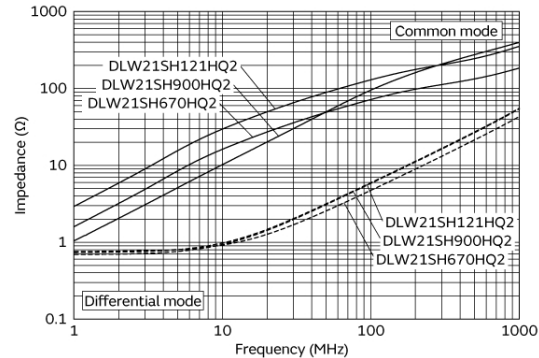
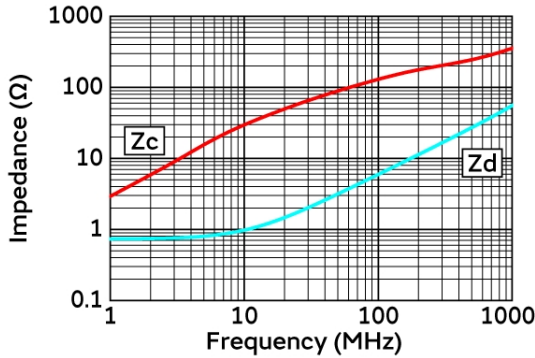
2.This datasheet has only typical specifications because there is no space for detailed specifications.

Therefore, please review our product specifications or consult the approval sheet for product specifications before ordering.

# DLW21SH121HQ2#

“#” at the end indicates the package specification code.

## Product Data

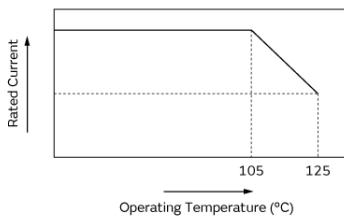


### Impedance-Frequency Characteristics

### Impedance-Frequency Characteristics (Main Items)

In operating temperature exceeding +105°C, derating of current is necessary for this series.  
Please apply the derating curve shown in chart according to the operating temperature.

#### Derating of Rated Current

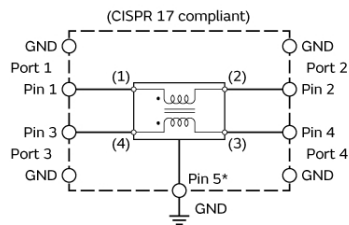


### Derating of Rated Current

#### Equivalent Circuit (Note 1)



Note1: The Port/Pin No. of the Simulation Model provided by our company is as follows.



S-parameter: Port ☐  
SPICE model: Pin ☐ (Pin5\* connect to GND)

### Equivalent Circuit

#### Attention

1. This datasheet is downloaded from the website of Murata Manufacturing Co., Ltd. Therefore, its specifications are subject to change or our products in it may be discontinued without advance notice. Please check with our sales representatives or product engineers before ordering.
2. This datasheet has only typical specifications because there is no space for detailed specifications.  
Therefore, please review our product specifications or consult the approval sheet for product specifications before ordering.