

DLW5BTM251TQ2#

“#” at the end indicates the package specification code.

In Production

RoHS

REACH

< List of part numbers with package codes >		
DLW5BTM251TQ2B	DLW5BTM251TQ2K	DLW5BTM251TQ2L

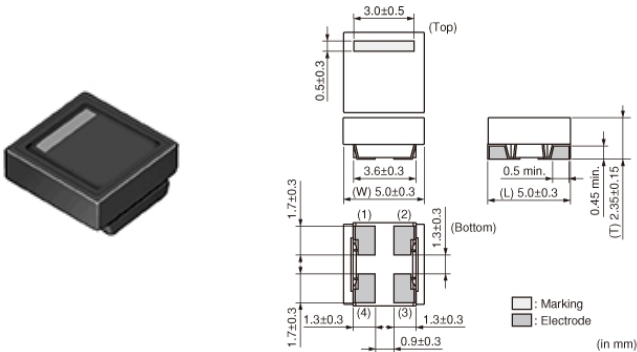
Applications

Unsuitable Applications	Please be sure to read and comply with these "Precautions for use."
Specific Applications	<p>Consumer equipment, Medical equipment [GHTF A/B/C] except for implant & surgery & auto injector, Industrial equipment except for transportation & facility & energy equipment</p> <p>Please refer to Our Website and specifications, etc. for information about the performance, functions, quality, management, and safety required for the above applications, and use Products after confirming the performance and reliability of the actual Product.</p>
Recommended Applications	Consumer equipment

Packaging Information

Packaging	Specifications	Standard Packing Quantity
B	Bulk(Bag)	100
K	330mm Embossed Tape	2500
L	180mm Embossed Tape	700

Appearance & Shape



Attention

1.This datasheet is downloaded from the website of Murata Manufacturing Co., Ltd. Therefore, it's specifications are subject to change or our products in it may be discontinued without advance notice. Please check with our sales representatives or product engineers before ordering.

2.This datasheet has only typical specifications because there is no space for detailed specifications.

Therefore, please review our product specifications or consult the approval sheet for product specifications before ordering.

DLW5BTM251TQ2#

“#” at the end indicates the package specification code.



Features

Features

1. Low profile (h=2.5mm)
2. Small size (5.0x5.0mm) and high rated current (2 to 6A)
3. High common mode Impedance (max. 1400 ohm, at 100MHz)
4. Operating Temperature Range: -40°C to +105°C

Applications

Noise suppression for power line

1. Power line equipment
 - DC-DC converters
 - Battery chargers
2. Portable equipment
 - PDAs (Personal Digital Assistants)
 - Note PCs
 - Printers

Attention

1. This datasheet is downloaded from the website of Murata Manufacturing Co., Ltd. Therefore, it's specifications are subject to change or our products in it may be discontinued without advance notice. Please check with our sales representatives or product engineers before ordering.
2. This datasheet has only typical specifications because there is no space for detailed specifications.
Therefore, please review our product specifications or consult the approval sheet for product specifications before ordering.

DLW5BTM251TQ2#

“#” at the end indicates the package specification code.



Specifications

Shape	SMD
Size Code (in mm)	5050
Size Code (in inch)	2020
Length	5.0mm
Length Tolerance	±0.3mm
Width	5.0mm
Width Tolerance	±0.3mm
Thickness	2.35mm
Thickness Tolerance	±0.15mm
Common Mode Impedance (at 100MHz)	250Ω
Common Mode Impedance (at 100MHz) Tolerance	(Typ.)
Common Mode Impedance (at 10MHz)	20Ω
Common Mode Impedance (at 10MHz) Tolerance	min.
Rated Current	5A
Derating of Rated Current	Yes (Over 85°C) *For details, please check the derating diagram.
Rated Voltage	100Vdc
Withstanding Voltage	250Vdc
DC Resistance(max.)	0.02Ω
DC Resistance	0.020Ω max.
Insulation Resistance(min.)	10MΩ
Operating Temperature Range	-40°C to 105°C
Mass(typ.)	0.21g

Number of Circuit	1
Operating Temperature Range(Self-temperature rise is included)	No
Brand	Murata

Attention

1.This datasheet is downloaded from the website of Murata Manufacturing Co., Ltd. Therefore, it's specifications are subject to change or our products in it may be discontinued without advance notice. Please check with our sales representatives or product engineers before ordering.

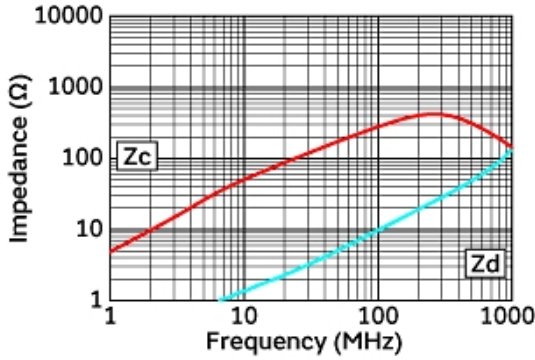
2.This datasheet has only typical specifications because there is no space for detailed specifications.

Therefore, please review our product specifications or consult the approval sheet for product specifications before ordering.

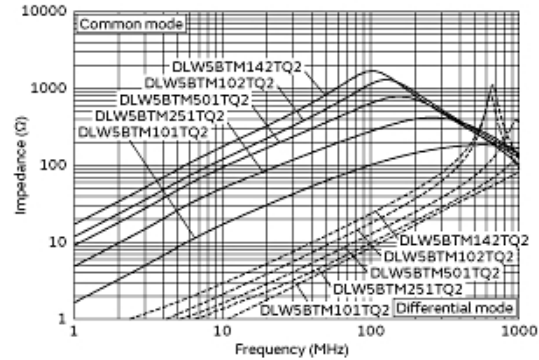
DLW5BTM251TQ2#

“#” at the end indicates the package specification code.

Product Data



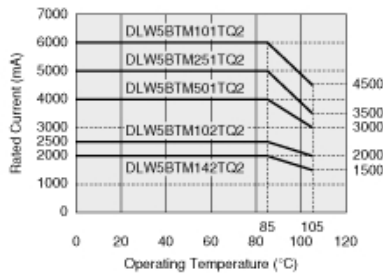
Impedance-Frequency Characteristics



Impedance-Frequency Characteristics
(Main Items)

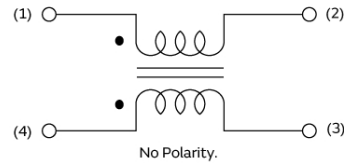
In operating temperature exceeding +85°C, derating of current is necessary for DLW5BT series (105 degree C available type). Please apply the derating curve shown in chart according to the operating temperature.

Derating of Rated Current

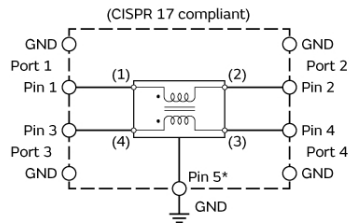


Derating of Rated Current

Equivalent Circuit (Note 1)



Note1: The Port/Pin No. of the Simulation Model provided by our company is as follows.



S-parameter: Port □
SPICE model: Pin □ (Pin5* connect to GND)

Equivalent Circuit

Attention

- 1.This datasheet is downloaded from the website of Murata Manufacturing Co., Ltd. Therefore, it's specifications are subject to change or our products in it may be discontinued without advance notice. Please check with our sales representatives or product engineers before ordering.
- 2.This datasheet has only typical specifications because there is no space for detailed specifications. Therefore, please review our product specifications or consult the approval sheet for product specifications before ordering.