

NFE61PT472C1H9#

“#” at the end indicates the package specification code.

In Production

RoHS

REACH

< List of part numbers with package codes >

NFE61PT472C1H9B

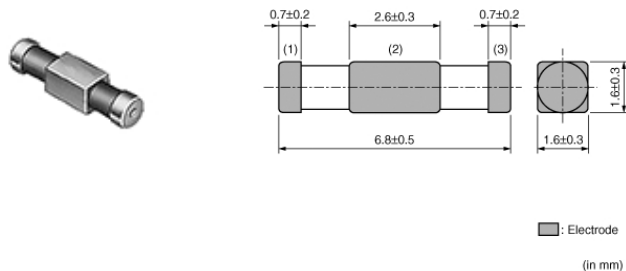
NFE61PT472C1H9K

NFE61PT472C1H9L

Applications

| | |
|--------------------------|--|
| Unsuitable Applications | Please be sure to read and comply with these "Precautions for use." |
| Specific Applications | Consumer equipment, Medical equipment [GHF A/B/C] except for implant & surgery & auto injector, Industrial equipment except for transportation & facility & energy equipment Please refer to Our Website and specifications, etc. for information about the performance, functions, quality, management, and safety required for the above applications, and use Products after confirming the performance and reliability of the actual Product. |
| Recommended Applications | Consumer equipment |

Appearance & Shape



Packaging Information

| Packaging | Specifications | Standard Packing Quantity |
|-----------|---------------------|---------------------------|
| B | Bulk(Bag) | 500 |
| K | 330mm Embossed Tape | 8000 |
| L | 180mm Embossed Tape | 2500 |

Features

The chip "EMIFIL" NFE61PT is a T-type circuit EMI suppression filter.

Features

1. Its large rated current of 2A and low voltage drop due to small DC resistance are suitable for DC power line use.
2. The feedthrough capacitor realizes excellent high frequency characteristics.
3. The structure incorporates built-in ferrite beads which minimize resonance with surrounding circuits.
4. 33 to 4,700pF lineups can be used in signal lines.

Attention

1. This datasheet is downloaded from the website of Murata Manufacturing Co., Ltd. Therefore, its specifications are subject to change or our products in it may be discontinued without advance notice. Please check with our sales representatives or product engineers before ordering.

2. This datasheet has only typical specifications because there is no space for detailed specifications.

Therefore, please review our product specifications or consult the approval sheet for product specifications before ordering.

NFE61PT472C1H9#

“#” at the end indicates the package specification code.



Specifications

| | |
|-----------------------------|---------------|
| Shape | SMD |
| Size Code (in inch) | 2706 |
| Length | 6.8mm |
| Length Tolerance | ±0.5mm |
| Width | 1.6mm |
| Width Tolerance | ±0.3mm |
| Thickness | 1.6mm |
| Thickness Tolerance | ±0.3mm |
| Operating Temperature Range | -40°C to 85°C |
| Mass(typ.) | 0.062g |
| Number of Circuit | 1 |
| Rated Current | 2A |
| Rated Voltage | 50Vdc |
| Withstanding Voltage | 125Vdc |
| Insulation Resistance(min.) | 1000MΩ |
| Capacitance | 4700pF |
| Capacitance Tolerance | 80/-20% |
| Size Code (in mm) | 6816 |

Attention

1.This datasheet is downloaded from the website of Murata Manufacturing Co., Ltd. Therefore, it's specifications are subject to change or our products in it may be discontinued without advance notice. Please check with our sales representatives or product engineers before ordering.

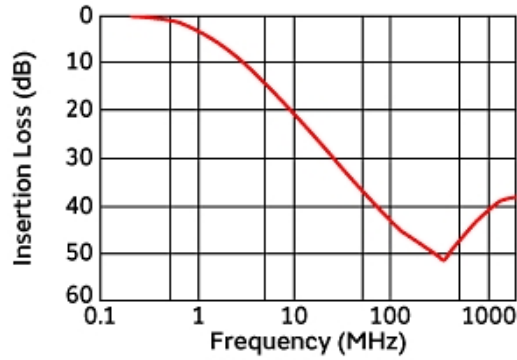
2.This datasheet has only typical specifications because there is no space for detailed specifications.

Therefore, please review our product specifications or consult the approval sheet for product specifications before ordering.

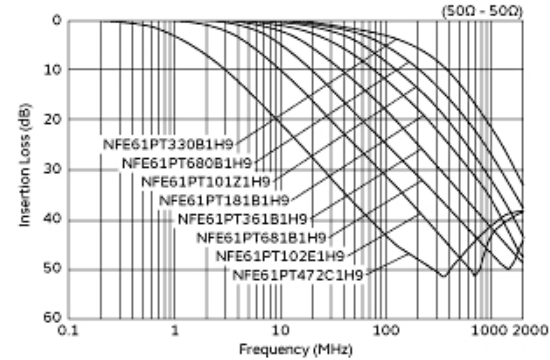
NFE61PT472C1H9#

“#” at the end indicates the package specification code.

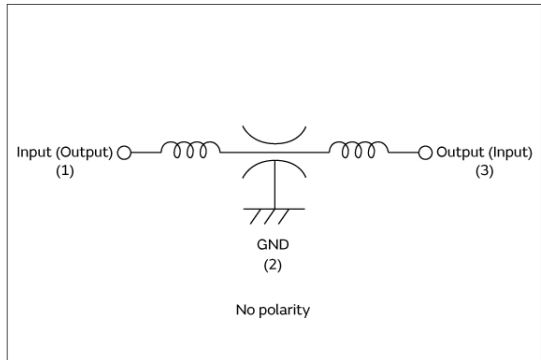
Product Data



Insertion Loss Characteristics



Insertion Loss Characteristics (Main Items)



Equivalent Circuit

Attention

- 1.This datasheet is downloaded from the website of Murata Manufacturing Co., Ltd. Therefore, it's specifications are subject to change or our products in it may be discontinued without advance notice. Please check with our sales representatives or product engineers before ordering.
- 2.This datasheet has only typical specifications because there is no space for detailed specifications.
Therefore, please review our product specifications or consult the approval sheet for product specifications before ordering.