

# DXW21BN7511SL07



## Applications

Unsuitable Applications	Please be sure to read and comply with these "Precautions for use."
Specific Applications	Consumer equipment, Medical equipment [GHTF A/B/C] except for implant & surgery & auto injector, Industrial equipment except for transportation & facility & energy equipment Please refer to Our Website and specifications, etc. for information about the performance, functions, quality, management, and safety required for the above applications, and use Products after confirming the performance and reliability of the actual Product.
Recommended Applications	Consumer equipment

## Packaging Information

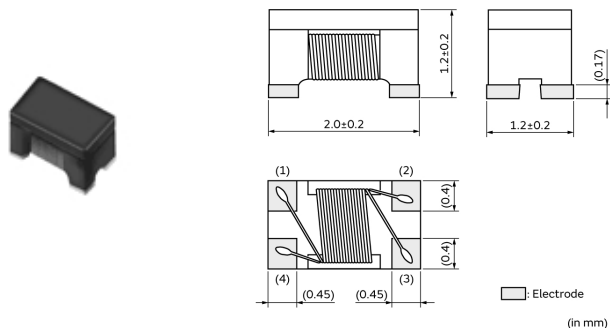
Packaging	Specifications	Standard Packing Quantity
B	Bulk(Bag)	500
K	330mm Embossed Tape	10000
L	180mm Embossed Tape	2000

## Features

1. Ultra miniature size and wire wound type microchip transformer. 2.0x1.2x1.2mm (EIAcode:0805)
2. Using for GHz frequency range (1 to 1.5GHz) about BS or CS broadcast.
3. Surface mount type. Lead Free.

**Applications**  
BS/CS TV tuner, Cable TV tuner etc. that require unbalance mode to balance mode conversion.

## Appearance & Shape



### Attention

1. This datasheet is downloaded from the website of Murata Manufacturing Co., Ltd. Therefore, it's specifications are subject to change or our products in it may be discontinued without advance notice. Please check with our sales representatives or product engineers before ordering.
2. This datasheet has only typical specifications because there is no space for detailed specifications. Therefore, please review our product specifications or consult the approval sheet for product specifications before ordering.

# DXW21BN7511SL07



## Specifications

Operating Temperature Range	-40°C to 85°C
Frequency Range	50MHz to 1800MHz
Insertion Loss	50 to 200MHz:0.5dB max.,200 to 1800MHz:1.5dB max.
Size Code (in mm)	2012
Size Code (in inch)	0805
Length	2mm
Length Tolerance	±0.2mm
Width	1.2mm
Width Tolerance	±0.2mm
Thickness	1.2mm
Thickness Tolerance	±0.2mm
Power Rating	27dBm
Rated Voltage	20Vdc
Withstanding Voltage	50Vdc
Port Impedance	75Ω - 75Ω
CMRR(min.)	50 to 200MHz:10dB.,200 to 1800MHz:20dB
DC Resistance(max.)	0.59Ω
Insulation Resistance(min.)	10MΩ
Mass(typ.)	0.011g

### Attention

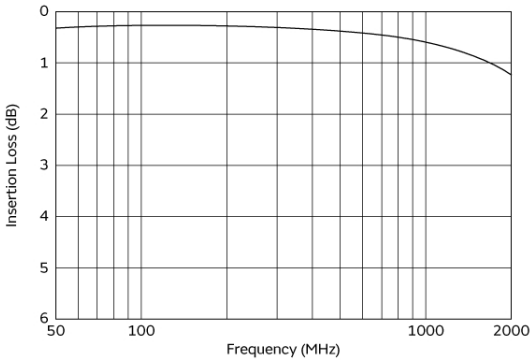
1.This datasheet is downloaded from the website of Murata Manufacturing Co., Ltd. Therefore, it's specifications are subject to change or our products in it may be discontinued without advance notice. Please check with our sales representatives or product engineers before ordering.

2.This datasheet has only typical specifications because there is no space for detailed specifications.

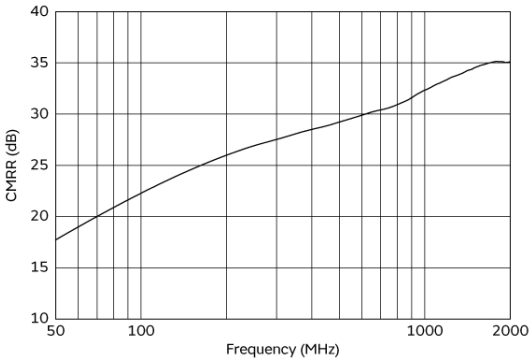
Therefore, please review our product specifications or consult the approval sheet for product specifications before ordering.

# DXW21BN7511SL07

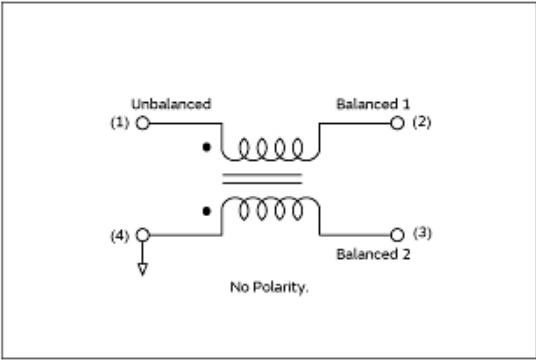
## Product Data



Insertion Loss Characteristics



CMRR Characteristics



Equivalent Circuit

**Attention**

1.This datasheet is downloaded from the website of Murata Manufacturing Co., Ltd. Therefore, it's specifications are subject to change or our products in it may be discontinued without advance notice. Please check with our sales representatives or product engineers before ordering.  
2.This datasheet has only typical specifications because there is no space for detailed specifications.  
Therefore, please review our product specifications or consult the approval sheet for product specifications before ordering.