

# GRM32ER71A476ME15#

“#” at the end indicates the package specification code.

In Production

RoHS

REACH

125  
°C max.

Reflow  
OK

## < List of part numbers with package codes >

GRM32ER71A476ME15L

GRM32ER71A476ME15K

## Applications

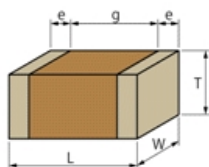
Unsuitable Applications	Please be sure to read and comply with these "Precautions for use."
Specific Applications	Consumer equipment, Industrial Equipment, Mobile Electronics, Medical equipment [GHTE A/B/C] except for implant equipment, Automotive infotainment/comfort equipment Please refer to Our Website and specifications, etc. for information about the performance, functions, quality, management, and safety required for the above applications, and use Products after confirming the performance and reliability of the actual Product.

## References

Packaging	Specifications	Standard Packing Quantity
L	180 Embossed Tape	1000
K	330 Embossed Tape	4000

Mass (typ.)	
1 piece	110.0mg

## Appearance & Shape



### Attention

1. This datasheet is downloaded from the website of Murata Manufacturing Co., Ltd. Therefore, its specifications are subject to change or our products in it may be discontinued without advance notice. Please check with our sales representatives or product engineers before ordering.

2. This datasheet has only typical specifications because there is no space for detailed specifications.

Therefore, please review our product specifications or consult the approval sheet for product specifications before ordering.

# GRM32ER71A476ME15#

“#” at the end indicates the package specification code.



## Specifications

Length	3.2±0.3mm
Width	2.5±0.2mm
Thickness	2.5±0.2mm
Capacitance	47μF ±20%
Distance between external terminals g	1.0mm min.
External terminal size e	0.3mm min.
Operating Temperature Range	-55°C to 125°C
Rated Voltage	10Vdc
Size code in inch(mm)	1210 (3225M)
Capacitance change rate	±15.0%
Temperature characteristics (complied standard)	X7R(EIA)
Temperature range of temperature characteristics	-55°C to 125°C

### Attention

1.This datasheet is downloaded from the website of Murata Manufacturing Co., Ltd. Therefore, it's specifications are subject to change or our products in it may be discontinued without advance notice. Please check with our sales representatives or product engineers before ordering.

2.This datasheet has only typical specifications because there is no space for detailed specifications.

Therefore, please review our product specifications or consult the approval sheet for product specifications before ordering.

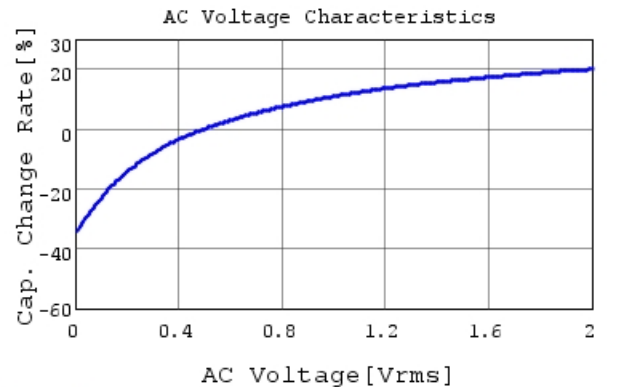
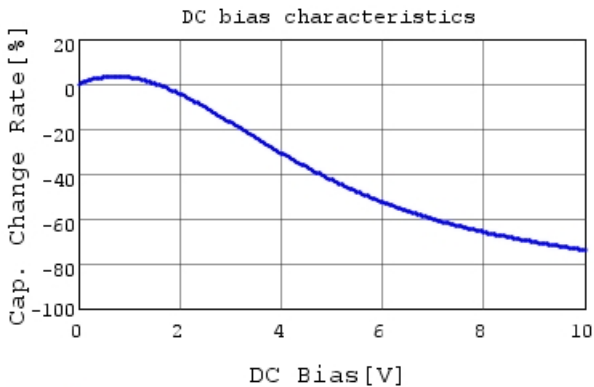
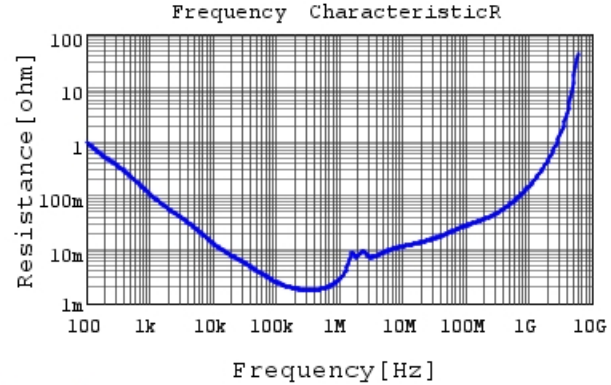
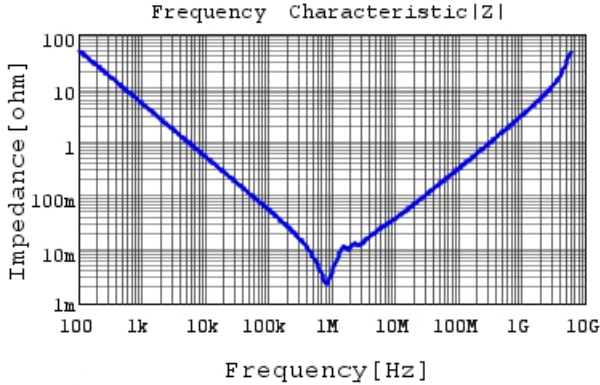
# GRM32ER71A476ME15#

“#” at the end indicates the package specification code.



## Characteristic Data

The charts below may show another part number which shares its characteristics.



### Attention

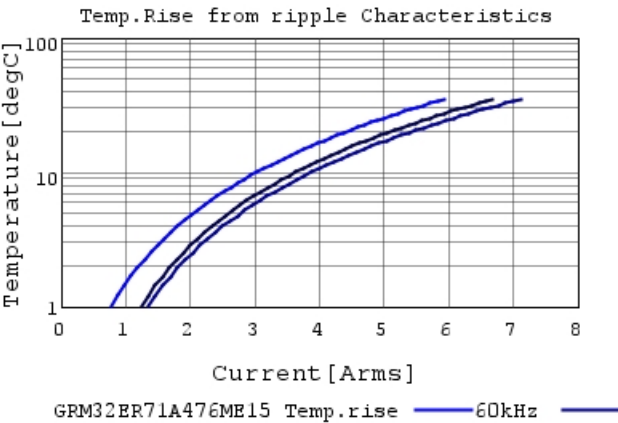
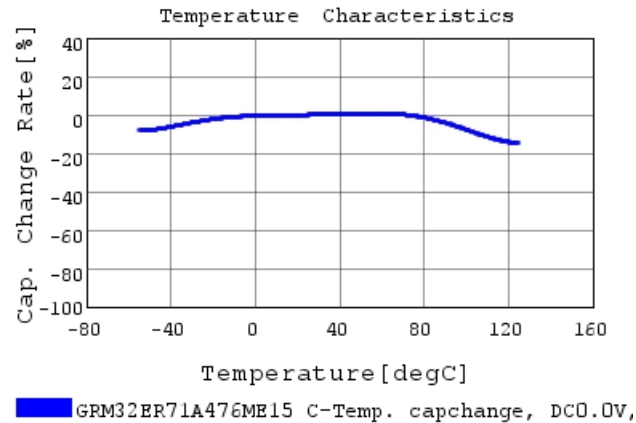
1.This datasheet is downloaded from the website of Murata Manufacturing Co., Ltd. Therefore, it's specifications are subject to change or our products in it may be discontinued without advance notice. Please check with our sales representatives or product engineers before ordering.

2.This datasheet has only typical specifications because there is no space for detailed specifications.

Therefore, please review our product specifications or consult the approval sheet for product specifications before ordering.

# GRM32ER71A476ME15#

“#”at the end indicates the package specification code.



**Attention**

- 1.This datasheet is downloaded from the website of Murata Manufacturing Co., Ltd. Therefore, it's specifications are subject to change or our products in it may be discontinued without advance notice. Please check with our sales representatives or product engineers before ordering.
- 2.This datasheet has only typical specifications because there is no space for detailed specifications.  
Therefore, please review our product specifications or consult the approval sheet for product specifications before ordering.