

NFM18HC106D0G3#

“#” at the end indicates the package specification code.



< List of part numbers with package codes >

NFM18HC106D0G3L

Applications

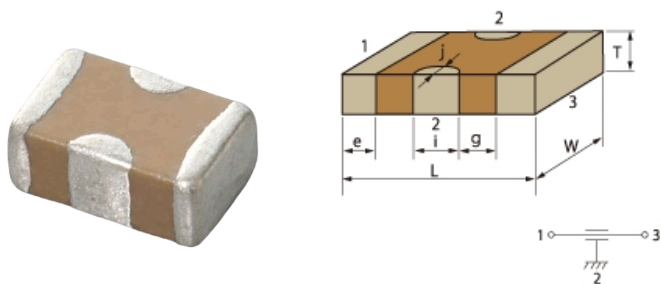
Unsuitable Applications	Please be sure to read and comply with these "Precautions for use."
Specific Applications	Automotive powertrain/safety equipment, Automotive infotainment/comfort equipment, Medical equipment [GHTE A/B/C] except for implant equipment Please refer to Our Website and specifications, etc. for information about the performance, functions, quality, management, and safety required for the above applications, and use Products after confirming the performance and reliability of the actual Product.

References

Packaging	Specifications	Standard Packing Quantity
L	180 Embossed Tape	3000

Mass (typ.)	
1 piece	12.2mg

Appearance & Shape



Attention

1. This datasheet is downloaded from the website of Murata Manufacturing Co., Ltd. Therefore, its specifications are subject to change or our products in it may be discontinued without advance notice. Please check with our sales representatives or product engineers before ordering.

2. This datasheet has only typical specifications because there is no space for detailed specifications.

Therefore, please review our product specifications or consult the approval sheet for product specifications before ordering.

NFM18HC106D0G3#

“#” at the end indicates the package specification code.



Specifications

Length	1.6±0.2mm
Width	0.8±0.2mm
Thickness	1.25±0.1mm
Capacitance	10μF ±20%
Distance between external terminals g	0.15mm min.
DC Resistance(max.)	20mΩ
External terminal size e	0.35±0.15mm
External terminal size i	0.4±0.15mm
External terminal size J	0.2±0.15mm
Operating Temperature Range	-55°C to 125°C
Rated Current	4A
Rated Voltage	4Vdc
Size code in inch(mm)	0603 (1608M)

Attention

1.This datasheet is downloaded from the website of Murata Manufacturing Co., Ltd. Therefore, it's specifications are subject to change or our products in it may be discontinued without advance notice. Please check with our sales representatives or product engineers before ordering.

2.This datasheet has only typical specifications because there is no space for detailed specifications.

Therefore, please review our product specifications or consult the approval sheet for product specifications before ordering.

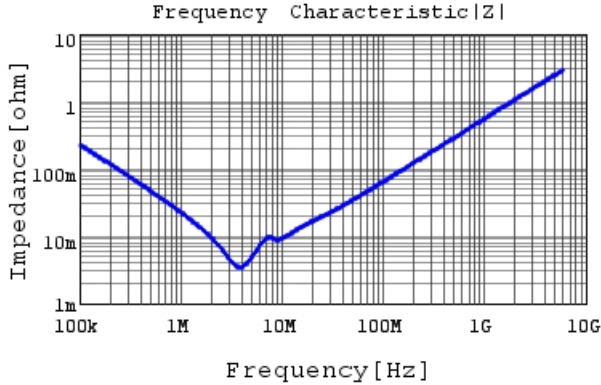
NFM18HC106D0G3#

“#” at the end indicates the package specification code.

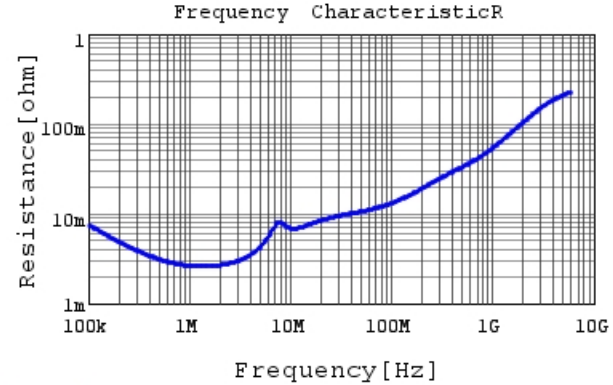


Characteristic Data

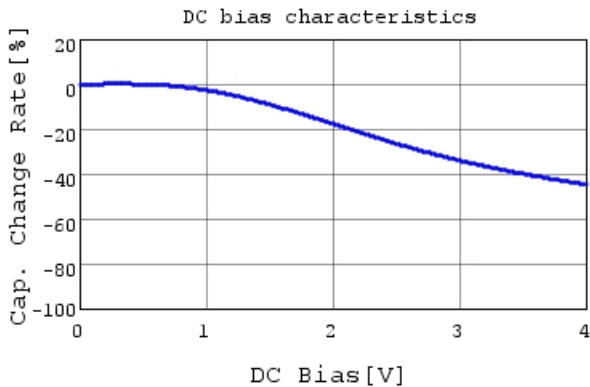
The charts below may show another part number which shares its characteristics.



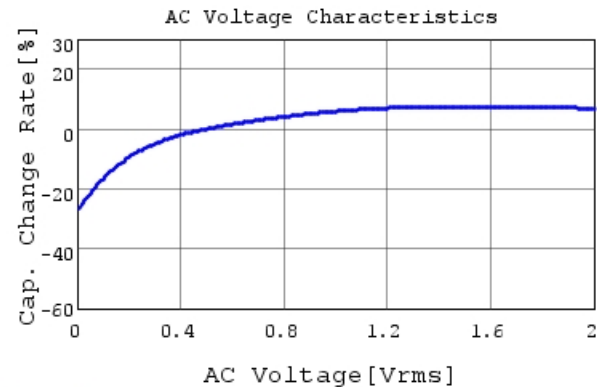
NFM18HC106D0G3 |Z| DCOV,25degC, Non-feedthrou



NFM18HC106D0G3 R DCOV,25degC, Non-feedthrou



NFM18HC106D0G3 C-DC bias capchange, 25.0degC



NFM18HC106D0G3 C-AC Voltage capchange, DCOV,

Attention

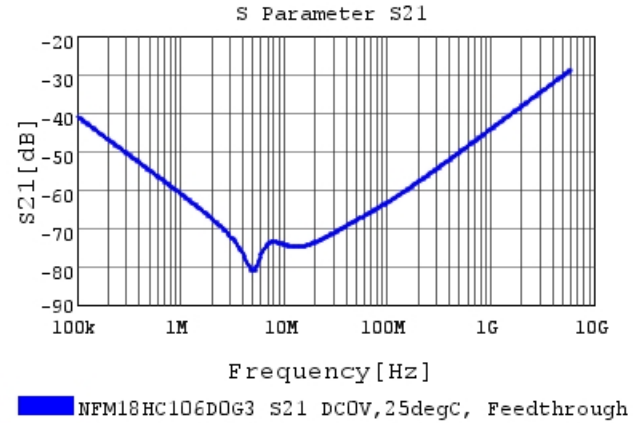
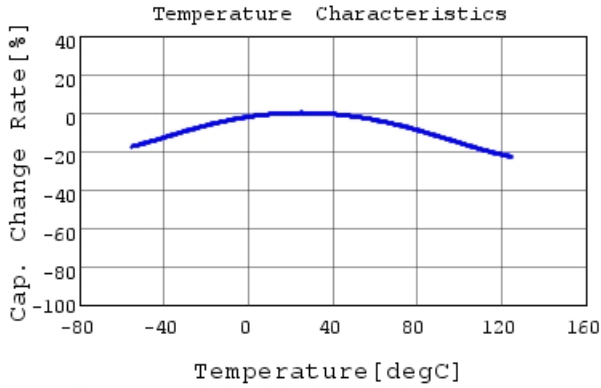
1.This datasheet is downloaded from the website of Murata Manufacturing Co., Ltd. Therefore, it's specifications are subject to change or our products in it may be discontinued without advance notice. Please check with our sales representatives or product engineers before ordering.

2.This datasheet has only typical specifications because there is no space for detailed specifications.

Therefore, please review our product specifications or consult the approval sheet for product specifications before ordering.

NFM18HC106D0G3#

“#” at the end indicates the package specification code.



Attention

1.This datasheet is downloaded from the website of Murata Manufacturing Co., Ltd. Therefore, it's specifications are subject to change or our products in it may be discontinued without advance notice. Please check with our sales representatives or product engineers before ordering.

2.This datasheet has only typical specifications because there is no space for detailed specifications.

Therefore, please review our product specifications or consult the approval sheet for product specifications before ordering.