

SFSKB4M30GF00-R1

Discontinued

RoHS

REACH

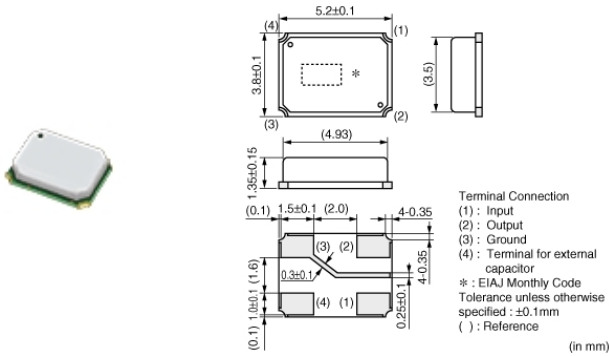
Applications

Unsuitable Applications	Please be sure to read and comply with these "Precautions for use."
Specific Applications	<p>Consumer equipment</p> <p>Please refer to Our Website and specifications, etc. for information about the performance, functions, quality, management, and safety required for the above applications, and use Products after confirming the performance and reliability of the actual Product.</p>

Packaging Information

Packaging	Specifications	Standard Packing Quantity
-R1	330mm Embossed Tape	3000

Appearance & Shape



Attention

1.This datasheet is downloaded from the website of Murata Manufacturing Co., Ltd. Therefore, it's specifications are subject to change or our products in it may be discontinued without advance notice. Please check with our sales representatives or product engineers before ordering.

2.This datasheet has only typical specifications because there is no space for detailed specifications.

Therefore, please review our product specifications or consult the approval sheet for product specifications before ordering.

SFSKB4M30GF00-R1



Features

The SFSKB series are SMD ceramic filters suitable for IR headphone applications. Center frequencies of 2.3, 2.8, 3.2, 3.8, 4.3, 4.8, 5.2, 5.7MHz are available. Realized small, thin and lightweight package, compared with conventional LC filters. It helps to compose multi-channel circuit on one PCB. No frequency adjustment is required on PCB and it contributes to the reduction of production cost.

Features

1. SMD package in plastic emboss tape, available for automatic placing.
2. They are slim, at only 1.5mm max. thickness, and have a small mounting area (5.2x3.8mm) enabling flexible PCB design.
3. Available for lead (Pb) free reflow soldering process.
4. Operating temperature range: 0 to +70 (degrees C), Storage temperature range: -55 to +85 (degrees C)
5. No frequency adjustment is required in production process.
6. Small, thin and lightweight package compared with conventional LC filters.

Attention

1. This datasheet is downloaded from the website of Murata Manufacturing Co., Ltd. Therefore, it's specifications are subject to change or our products in it may be discontinued without advance notice. Please check with our sales representatives or product engineers before ordering.
2. This datasheet has only typical specifications because there is no space for detailed specifications.
Therefore, please review our product specifications or consult the approval sheet for product specifications before ordering.

SFSKB4M30GF00-R1



Specifications

Operating Temperature Range	0°C to 70°C
Shape	SMD
Elements	2
Center Frequency	4.300MHz
Nominal Center Value	Yes
3dB Bandwidth	$f_n \pm 75 \text{ kHz min.}$
Stop Bandwidth	650kHz
Stop Band Attenuation	30dB[at 3.8MHz]
Spurious Attenuation	30dB[within 3.3 to 3.8MHz]
Insertion Loss	6.0dBmax.
Input/Output Impedance	1000Ω
Mass	68mg

Attention

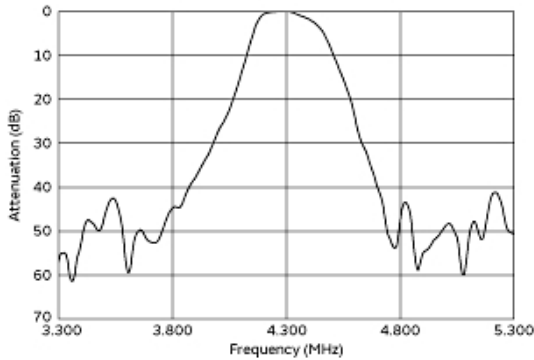
1.This datasheet is downloaded from the website of Murata Manufacturing Co., Ltd. Therefore, it's specifications are subject to change or our products in it may be discontinued without advance notice. Please check with our sales representatives or product engineers before ordering.

2.This datasheet has only typical specifications because there is no space for detailed specifications.

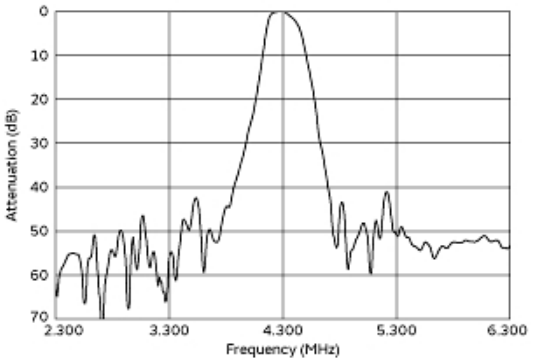
Therefore, please review our product specifications or consult the approval sheet for product specifications before ordering.

SFSKB4M30GF00-R1

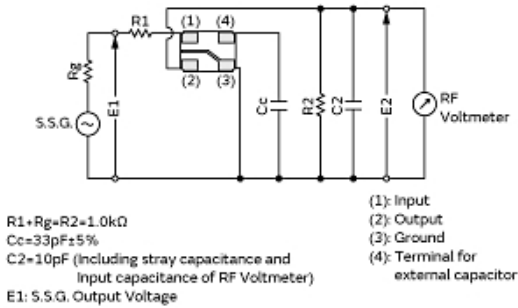
Product Data



Frequency Characteristics



Spurious Response



Measurement Circuit

Attention

- 1.This datasheet is downloaded from the website of Murata Manufacturing Co., Ltd. Therefore, it's specifications are subject to change or our products in it may be discontinued without advance notice. Please check with our sales representatives or product engineers before ordering.
- 2.This datasheet has only typical specifications because there is no space for detailed specifications.
Therefore, please review our product specifications or consult the approval sheet for product specifications before ordering.