Note: This datasheet may be out of date.
Please download the latest datasheet of NTPAA3R9LD6A0 from the official website of Murata Manufacturing Co., Ltd.

http://www.murata.com/en-gb/products/productdetail?partno=NTPAA3R9LD6A0

NTPAA3R9LD6A0

Discontinued RoHS REACH

Applications

Unsuitable Applications	Please be sure to read and comply with these "Precautions for use."
Specific Applications	Industrial Equipment Please refer to Our Website and specifications, etc. for information about the performance, functions, quality, management, and safety required for the above applications, and use Products after confirming the performance and reliability of the actual Product.

Appearance & Shape

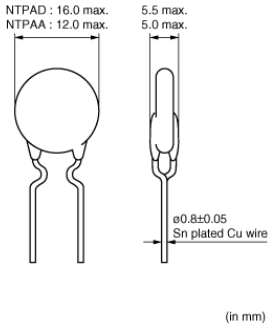

Packaging Information

Packaging	Specifications	Standard Packing Quantity
A0	Ammo Pack	750

Features

1. Lead is not contained in the ceramic element, the terminations, the solder for inner connection and the coating resin.
2. Most suitable for power supplies of less than 100W
3. Excellent recovery characteristics due to resin coating with excellent heat characteristics

Attention
1.This datasheet is downloaded from the website of Murata Manufacturing Co., Ltd. Therefore, it's specifications are subject to change or our products in it may be discontinued without advance notice. Please check with our sales representatives or product engineers before ordering.
2.This datasheet has only typical specifications because there is no space for detailed specifications.
Therefore, please review our product specifications or consult the approval sheet for product specifications before ordering.

Note: This datasheet may be out of date.
Please download the latest datasheet of NTPAA3R9LD6A0 from the official website of Murata Manufacturing Co., Ltd.

http://www.murata.com/en-gb/products/productdetail?partno=NTPAA3R9LD6A0

NTPAA3R9LD6A0

Specifications

Resistance (25℃)	3.9Ω
Resistance Value Tolerance (at 25℃)	±15%
Permissible Max. Current (25℃)	2.7A
Permissible Max. Current (55℃)	2.3A
Thermal Time Constant	70s
Typical Dissipation Constant (25℃)	13.5mW/℃
Permissible Electrolytic Capacitor	1400μF
Measure Condition of Permissible Electrolytic Capacitor	at 100V
Operating Temperature Range	-20℃ to 160℃
Lead Shape	Lead Wire type
Shape	Lead
Mass	1.33g
MSL	N

Attention
1.This datasheet is downloaded from the website of Murata Manufacturing Co., Ltd. Therefore, it's specifications are subject to change or our products in it may be discontinued without advance notice. Please check with our sales representatives or product engineers before ordering.
2.This datasheet has only typical specifications because there is no space for detailed specifications.
Therefore, please review our product specifications or consult the approval sheet for product specifications before ordering.

Note: This datasheet may be out of date.
Please download the latest datasheet of NTPAA3R9LD6A0 from the official website of Murata Manufacturing Co., Ltd.

http://www.murata.com/en-gb/products/productdetail?partno=NTPAA3R9LD6A0

NTPAA3R9LD6A0

Product Data

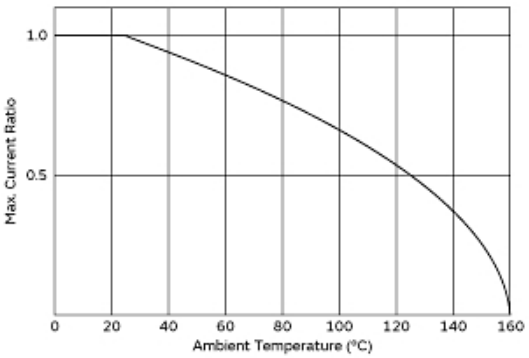

Permissible Maximum Current Derating Curve

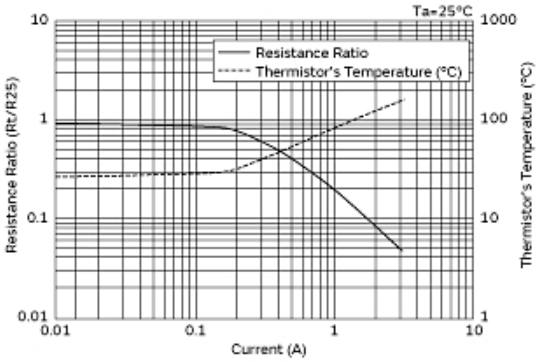

Current-R ratio(Rt/R25), Current-Temperature Characteristics

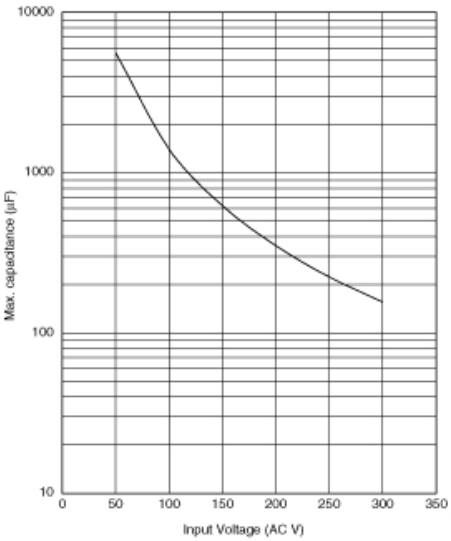

Permissible Electrolytic Capacitor

Attention
1.This datasheet is downloaded from the website of Murata Manufacturing Co., Ltd. Therefore, it's specifications are subject to change or our products in it may be discontinued without advance notice. Please check with our sales representatives or product engineers before ordering.
2.This datasheet has only typical specifications because there is no space for detailed specifications.
Therefore, please review our product specifications or consult the approval sheet for product specifications before ordering.