

# PLT10HN401100P0#

“#” at the end indicates the package specification code.

In Production

RoHS

REACH

## < List of part numbers with package codes >

PLT10HN401100P0B

## Applications

Unsuitable Applications	Please be sure to read and comply with these "Precautions for use."
Specific Applications	<p>Consumer equipment, Medical equipment [GHTE A/B/C] except for implant &amp; surgery &amp; auto injector, Industrial equipment except for transportation &amp; facility &amp; energy equipment</p> <p>Please refer to Our Website and specifications, etc. for information about the performance, functions, quality, management, and safety required for the above applications, and use Products after confirming the performance and reliability of the actual Product.</p>
Recommended Applications	Consumer equipment

## Packaging Information

Packaging	Specifications	Standard Packing Quantity
B	Bulk(Bag)	100

## Features

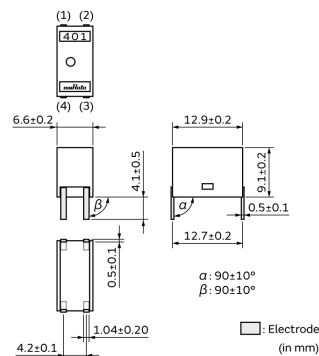
### Features

1. Meets large current up to 18Amax. suitable for power lines.
2. Leaded type.
3. Large common mode impedance up to 400ohm [at 10MHz] enables good noise suppression effect.
4. Wide operating temperature range from -55°C to 125°C. [PLT10HN401100P0 / PLT10HN101150P0 / PLT10HN450180P0]

### Application

Common mode noise suppression for power supply lines.

## Appearance & Shape



### Attention

1. This datasheet is downloaded from the website of Murata Manufacturing Co., Ltd. Therefore, its specifications are subject to change or our products in it may be discontinued without advance notice. Please check with our sales representatives or product engineers before ordering.

2. This datasheet has only typical specifications because there is no space for detailed specifications.

Therefore, please review our product specifications or consult the approval sheet for product specifications before ordering.

# PLT10HN401100P0#

“#” at the end indicates the package specification code.



## Specifications

Shape	Lead
Length	12.9mm
Length Tolerance	±0.2mm
Width	6.6mm
Width Tolerance	±0.2mm
Thickness	9.1mm
Thickness Tolerance	±0.2mm
Common Mode Impedance (at 10MHz)	400Ω
Common Mode Impedance (at 10MHz) Tolerance	(Typ.)
Rated Current	10A
Derating of Rated Current	Yes (Over 85°C) *For details, please check the derating diagram.
Rated Voltage	100Vdc
Withstanding Voltage	250Vdc
DC Resistance(max.)	4.1mΩ
DC Resistance	3.6mΩ±0.5mΩ
Insulation Resistance(min.)	10MΩ
Operating Temperature Range	-55°C to 125°C
Mass(typ.)	2.1g
Number of Circuit	1
Common Mode Inductance	6μH min.
Operating Temperature Range(Self-temperature rise is included)	Yes
Brand	Murata

### Attention

1.This datasheet is downloaded from the website of Murata Manufacturing Co., Ltd. Therefore, it's specifications are subject to change or our products in it may be discontinued without advance notice. Please check with our sales representatives or product engineers before ordering.

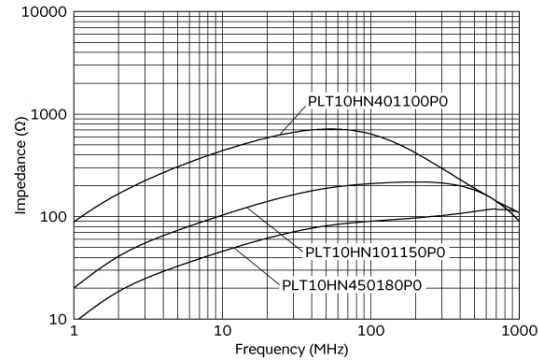
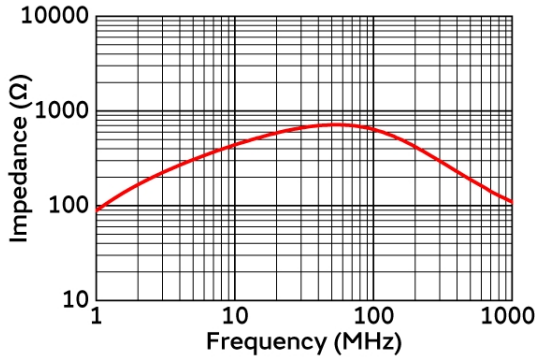
2.This datasheet has only typical specifications because there is no space for detailed specifications.

Therefore, please review our product specifications or consult the approval sheet for product specifications before ordering.

# PLT10HN401100P0#

“#” at the end indicates the package specification code.

## Product Data

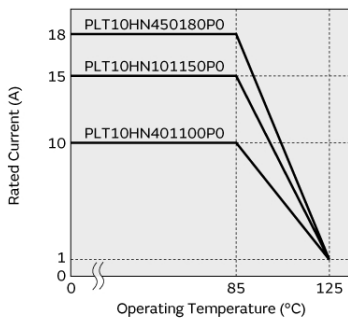


### Impedance-Frequency Characteristics

### Impedance-Frequency Characteristics (Main Items)

In operating temperature exceeding +85°C, derating of current is necessary for PLT10HN series. Please apply the derating curve shown in chart according to the operating temperature.

Derating of Rated Current



### Derating of Rated Current

### Equivalent Circuit (Note 1)



Note1: The Port/Pin No. of the Simulation Model provided by our company is as follows.



S-parameter: Port ☐  
SPICE model: Pin ☐ (Pin5\* connect to GND)

### Equivalent Circuit

#### Attention

- 1.This datasheet is downloaded from the website of Murata Manufacturing Co., Ltd. Therefore, it's specifications are subject to change or our products in it may be discontinued without advance notice. Please check with our sales representatives or product engineers before ordering.
- 2.This datasheet has only typical specifications because there is no space for detailed specifications. Therefore, please review our product specifications or consult the approval sheet for product specifications before ordering.