




Ceramic Capacitors(SMD)

◀ Search Conditions ▶

GRM1555C1H(Starting with ...)





Production Status:In Production,NRND

| Part Number | Characteristic | Specific Applications | Appearance | Length | Width | Thickness | Temperature characteristics | Rated Voltage | Capacitance | Tolerance of capacitance | Notes |
|---|--|--|---|-------------|-------------|-------------|-----------------------------|---------------|-------------|--------------------------|-------|
| GRM1555C1H103JE01# <div><div>In Production</div><div>New</div></div> | <div>125°C max.</div> <div>Reflow OK</div> | Consumer equipment, Industrial Equipment, Mobile Electronics, Medical equipment [GHTF A/B/C] except for implant equipment, |  | 1.0 ±0.15mm | 0.5 ±0.15mm | 0.5 ±0.15mm | C0G(EIA) | 50Vdc | 10000pF | ±5% | |
| GRM1555C1H100GA01# <div><div>In Production</div></div> | <div>125°C max.</div> <div>Reflow OK</div> | Automotive Consumer equipment, Industrial Equipment, Mobile Electronics, Medical equipment [GHTF A/B/C] except for implant equipment, |  | 1.0 ±0.05mm | 0.5 ±0.05mm | 0.5 ±0.05mm | C0G(EIA) | 50Vdc | 10pF | ±2% | |
| GRM1555C1H100JA01# <div><div>In Production</div></div> | <div>125°C max.</div> <div>Reflow OK</div> | Automotive Consumer equipment, Industrial Equipment, Mobile Electronics, Medical equipment [GHTF A/B/C] except for implant equipment, Automotive |  | 1.0 ±0.05mm | 0.5 ±0.05mm | 0.5 ±0.05mm | C0G(EIA) | 50Vdc | 10pF | ±5% | |

Attention

1. This catalog is downloaded from the website of Murata Manufacturing Co., Ltd. Therefore, it's specifications are subject to change or our products in it may be discontinued without advance notice. Please check with our sales representatives or product engineers before ordering.
2. This catalog has only typical specifications because there is no space for detailed specifications.
Therefore, please review our product specifications or consult the approval sheet for product specifications before ordering.

Ceramic Capacitors(SMD)

| Part Number | Characteristic | Specific Applications | Appearance | Length | Width | Thickness | Temperature characteristics | Rated Voltage | Capacitance | Tolerance of capacitance | Notes |
|--|--|---|---|-------------|-------------|-------------|-----------------------------|---------------|-------------|--------------------------|-------|
| GRM1555C1H101GA01# <small>In Production</small> | <div>125°C max.</div> <div>Reflow OK</div> | Consumer equipment, Industrial Equipment, Mobile Electronics, Medical equipment [GHTF A/B/C] except for implant equipment, |  | 1.0 ±0.05mm | 0.5 ±0.05mm | 0.5 ±0.05mm | C0G(EIA) | 50Vdc | 100pF | ±2% | |
| GRM1555C1H101JA01# <small>In Production</small> | <div>125°C max.</div> <div>Reflow OK</div> | Automotive Consumer equipment, Industrial Equipment, Mobile Electronics, Medical equipment [GHTF A/B/C] except for implant equipment, |  | 1.0 ±0.05mm | 0.5 ±0.05mm | 0.5 ±0.05mm | C0G(EIA) | 50Vdc | 100pF | ±5% | |
| GRM1555C1H102FA01# <small>In Production</small> | <div>125°C max.</div> <div>Reflow OK</div> | Automotive Consumer equipment, Industrial Equipment, Mobile Electronics, Medical equipment [GHTF A/B/C] except for implant equipment, |  | 1.0 ±0.05mm | 0.5 ±0.05mm | 0.5 ±0.05mm | C0G(EIA) | 50Vdc | 1000pF | ±1% | |
| GRM1555C1H102GA01# <small>In Production</small> | <div>125°C max.</div> <div>Reflow OK</div> | Automotive Consumer equipment, Industrial Equipment, Mobile Electronics, Medical equipment [GHTF A/B/C] except for implant equipment, |  | 1.0 ±0.05mm | 0.5 ±0.05mm | 0.5 ±0.05mm | C0G(EIA) | 50Vdc | 1000pF | ±2% | |





Automotive

Attention

1. This catalog is downloaded from the website of Murata Manufacturing Co., Ltd. Therefore, it's specifications are subject to change or our products in it may be discontinued without advance notice. Please check with our sales representatives or product engineers before ordering.

2. This catalog has only typical specifications because there is no space for detailed specifications. Therefore, please review our product specifications or consult the approval sheet for product specifications before ordering.

Ceramic Capacitors(SMD)





| Part Number | Characteristic | Specific Applications | Appearance | Length | Width | Thickness | Temperature characteristics | Rated Voltage | Capacitance | Tolerance of capacitance | Notes |
|--|--|--|---|-------------|-------------|-------------|-----------------------------|---------------|-------------|--------------------------|-------|
| GRM1555C1H102JA01# <small>In Production</small> | <div>125°C max.</div> <div>Reflow OK</div> | Consumer equipment, Industrial Equipment, Mobile Electronics, Medical equipment [GHTF A/B/C] except for implant equipment, |  | 1.0 ±0.05mm | 0.5 ±0.05mm | 0.5 ±0.05mm | C0G(EIA) | 50Vdc | 1000pF | ±5% | |
| GRM1555C1H120GA01# <small>In Production</small> | <div>125°C max.</div> <div>Reflow OK</div> | Automotive Consumer equipment, Industrial Equipment, Mobile Electronics, Medical equipment [GHTF A/B/C] except for implant equipment, |  | 1.0 ±0.05mm | 0.5 ±0.05mm | 0.5 ±0.05mm | C0G(EIA) | 50Vdc | 12pF | ±2% | |
| GRM1555C1H120JA01# <small>In Production</small> | <div>125°C max.</div> <div>Reflow OK</div> | Automotive Consumer equipment, Industrial Equipment, Mobile Electronics, Medical equipment [GHTF A/B/C] except for implant equipment, |  | 1.0 ±0.05mm | 0.5 ±0.05mm | 0.5 ±0.05mm | C0G(EIA) | 50Vdc | 12pF | ±5% | |
| GRM1555C1H121GA01# <small>In Production</small> | <div>125°C max.</div> <div>Reflow OK</div> | Automotive Consumer equipment, Industrial Equipment, Mobile Electronics, Medical equipment [GHTF A/B/C] except for implant equipment, Automotive |  | 1.0 ±0.05mm | 0.5 ±0.05mm | 0.5 ±0.05mm | C0G(EIA) | 50Vdc | 120pF | ±2% | |

Attention

1. This catalog is downloaded from the website of Murata Manufacturing Co., Ltd. Therefore, it's specifications are subject to change or our products in it may be discontinued without advance notice. Please check with our sales representatives or product engineers before ordering.

2. This catalog has only typical specifications because there is no space for detailed specifications. Therefore, please review our product specifications or consult the approval sheet for product specifications before ordering.

Ceramic Capacitors(SMD)









| Part Number | Characteristic | Specific Applications | Appearance | Length | Width | Thickness | Temperature characteristics | Rated Voltage | Capacitance | Tolerance of capacitance | Notes |
|--|--|--|---|-------------|-------------|-------------|-----------------------------|---------------|-------------|--------------------------|-------|
| GRM1555C1H121JA01# <small>In Production</small> | <div>125°C max.</div> <div>Reflow OK</div> | Consumer equipment, Industrial Equipment, Mobile Electronics, Medical equipment [GHTF A/B/C] except for implant equipment, |  | 1.0 ±0.05mm | 0.5 ±0.05mm | 0.5 ±0.05mm | C0G(EIA) | 50Vdc | 120pF | ±5% | |
| GRM1555C1H122GA01# <small>In Production</small> | <div>125°C max.</div> <div>Reflow OK</div> | Automotive Consumer equipment, Industrial Equipment, Mobile Electronics, Medical equipment [GHTF A/B/C] except for implant equipment, |  | 1.0 ±0.05mm | 0.5 ±0.05mm | 0.5 ±0.05mm | C0G(EIA) | 50Vdc | 1200pF | ±2% | |
| GRM1555C1H122JA01# <small>In Production</small> | <div>125°C max.</div> <div>Reflow OK</div> | Automotive Consumer equipment, Industrial Equipment, Mobile Electronics, Medical equipment [GHTF A/B/C] except for implant equipment, |  | 1.0 ±0.05mm | 0.5 ±0.05mm | 0.5 ±0.05mm | C0G(EIA) | 50Vdc | 1200pF | ±5% | |
| GRM1555C1H150GA01# <small>In Production</small> | <div>125°C max.</div> <div>Reflow OK</div> | Automotive Consumer equipment, Industrial Equipment, Mobile Electronics, Medical equipment [GHTF A/B/C] except for implant equipment, Automotive |  | 1.0 ±0.05mm | 0.5 ±0.05mm | 0.5 ±0.05mm | C0G(EIA) | 50Vdc | 15pF | ±2% | |

Attention

1. This catalog is downloaded from the website of Murata Manufacturing Co., Ltd. Therefore, it's specifications are subject to change or our products in it may be discontinued without advance notice. Please check with our sales representatives or product engineers before ordering.

2. This catalog has only typical specifications because there is no space for detailed specifications. Therefore, please review our product specifications or consult the approval sheet for product specifications before ordering.

Ceramic Capacitors(SMD)





| Part Number | Characteristic | Specific Applications | Appearance | Length | Width | Thickness | Temperature characteristics | Rated Voltage | Capacitance | Tolerance of capacitance | Notes |
|--|--|--|---|-------------|-------------|-------------|-----------------------------|---------------|-------------|--------------------------|-------|
| GRM1555C1H150JA01# <small>In Production</small> |  | Consumer equipment, Industrial Equipment, Mobile Electronics, Medical equipment [GHTF A/B/C] except for implant equipment, |  | 1.0 ±0.05mm | 0.5 ±0.05mm | 0.5 ±0.05mm | C0G(EIA) | 50Vdc | 15pF | ±5% | |
| GRM1555C1H151GA01# <small>In Production</small> |  | Automotive Consumer equipment, Industrial Equipment, Mobile Electronics, Medical equipment [GHTF A/B/C] except for implant equipment, |  | 1.0 ±0.05mm | 0.5 ±0.05mm | 0.5 ±0.05mm | C0G(EIA) | 50Vdc | 150pF | ±2% | |
| GRM1555C1H151JA01# <small>In Production</small> |  | Automotive Consumer equipment, Industrial Equipment, Mobile Electronics, Medical equipment [GHTF A/B/C] except for implant equipment, |  | 1.0 ±0.05mm | 0.5 ±0.05mm | 0.5 ±0.05mm | C0G(EIA) | 50Vdc | 150pF | ±5% | |
| GRM1555C1H152GA01# <small>In Production</small> |  | Automotive Consumer equipment, Industrial Equipment, Mobile Electronics, Medical equipment [GHTF A/B/C] except for implant equipment, Automotive |  | 1.0 ±0.05mm | 0.5 ±0.05mm | 0.5 ±0.05mm | C0G(EIA) | 50Vdc | 1500pF | ±2% | |

Attention

1. This catalog is downloaded from the website of Murata Manufacturing Co., Ltd. Therefore, it's specifications are subject to change or our products in it may be discontinued without advance notice. Please check with our sales representatives or product engineers before ordering.

2. This catalog has only typical specifications because there is no space for detailed specifications. Therefore, please review our product specifications or consult the approval sheet for product specifications before ordering.

Ceramic Capacitors(SMD)





| Part Number | Characteristic | Specific Applications | Appearance | Length | Width | Thickness | Temperature characteristics | Rated Voltage | Capacitance | Tolerance of capacitance | Notes |
|--|--|--|---|-------------|-------------|-------------|-----------------------------|---------------|-------------|--------------------------|-------|
| GRM1555C1H152JA01# <small>In Production</small> | <div>125°C max.</div> <div>Reflow OK</div> | Consumer equipment, Industrial Equipment, Mobile Electronics, Medical equipment [GHTF A/B/C] except for implant equipment, |  | 1.0 ±0.05mm | 0.5 ±0.05mm | 0.5 ±0.05mm | C0G(EIA) | 50Vdc | 1500pF | ±5% | |
| GRM1555C1H180GA01# <small>In Production</small> | <div>125°C max.</div> <div>Reflow OK</div> | Automotive Consumer equipment, Industrial Equipment, Mobile Electronics, Medical equipment [GHTF A/B/C] except for implant equipment, |  | 1.0 ±0.05mm | 0.5 ±0.05mm | 0.5 ±0.05mm | C0G(EIA) | 50Vdc | 18pF | ±2% | |
| GRM1555C1H180JA01# <small>In Production</small> | <div>125°C max.</div> <div>Reflow OK</div> | Automotive Consumer equipment, Industrial Equipment, Mobile Electronics, Medical equipment [GHTF A/B/C] except for implant equipment, |  | 1.0 ±0.05mm | 0.5 ±0.05mm | 0.5 ±0.05mm | C0G(EIA) | 50Vdc | 18pF | ±5% | |
| GRM1555C1H181GA01# <small>In Production</small> | <div>125°C max.</div> <div>Reflow OK</div> | Automotive Consumer equipment, Industrial Equipment, Mobile Electronics, Medical equipment [GHTF A/B/C] except for implant equipment, Automotive |  | 1.0 ±0.05mm | 0.5 ±0.05mm | 0.5 ±0.05mm | C0G(EIA) | 50Vdc | 180pF | ±2% | |

Attention

1. This catalog is downloaded from the website of Murata Manufacturing Co., Ltd. Therefore, it's specifications are subject to change or our products in it may be discontinued without advance notice. Please check with our sales representatives or product engineers before ordering.

2. This catalog has only typical specifications because there is no space for detailed specifications. Therefore, please review our product specifications or consult the approval sheet for product specifications before ordering.

Ceramic Capacitors(SMD)





| Part Number | Characteristic | Specific Applications | Appearance | Length | Width | Thickness | Temperature characteristics | Rated Voltage | Capacitance | Tolerance of capacitance | Notes |
|--|--|--|---|-------------|-------------|-------------|-----------------------------|---------------|-------------|--------------------------|-------|
| GRM1555C1H181JA01# <small>In Production</small> | <div>125°C max.</div> <div>Reflow OK</div> | Consumer equipment, Industrial Equipment, Mobile Electronics, Medical equipment [GHTF A/B/C] except for implant equipment, |  | 1.0 ±0.05mm | 0.5 ±0.05mm | 0.5 ±0.05mm | C0G(EIA) | 50Vdc | 180pF | ±5% | |
| GRM1555C1H182GA01# <small>In Production</small> | <div>125°C max.</div> <div>Reflow OK</div> | Automotive Consumer equipment, Industrial Equipment, Mobile Electronics, Medical equipment [GHTF A/B/C] except for implant equipment, |  | 1.0 ±0.05mm | 0.5 ±0.05mm | 0.5 ±0.05mm | C0G(EIA) | 50Vdc | 1800pF | ±2% | |
| GRM1555C1H182JA01# <small>In Production</small> | <div>125°C max.</div> <div>Reflow OK</div> | Automotive Consumer equipment, Industrial Equipment, Mobile Electronics, Medical equipment [GHTF A/B/C] except for implant equipment, |  | 1.0 ±0.05mm | 0.5 ±0.05mm | 0.5 ±0.05mm | C0G(EIA) | 50Vdc | 1800pF | ±5% | |
| GRM1555C1H1R0BA01# <small>In Production</small> | <div>125°C max.</div> <div>Reflow OK</div> | Automotive Consumer equipment, Industrial Equipment, Mobile Electronics, Medical equipment [GHTF A/B/C] except for implant equipment, Automotive |  | 1.0 ±0.05mm | 0.5 ±0.05mm | 0.5 ±0.05mm | C0G(EIA) | 50Vdc | 1pF | ±0.1pF | |

Attention

1. This catalog is downloaded from the website of Murata Manufacturing Co., Ltd. Therefore, it's specifications are subject to change or our products in it may be discontinued without advance notice. Please check with our sales representatives or product engineers before ordering.

2. This catalog has only typical specifications because there is no space for detailed specifications. Therefore, please review our product specifications or consult the approval sheet for product specifications before ordering.

Ceramic Capacitors(SMD)

| Part Number | Characteristic | Specific Applications | Appearance | Length | Width | Thickness | Temperature characteristics | Rated Voltage | Capacitance | Tolerance of capacitance | Notes |
|--|--|---|---|-------------|-------------|-------------|-----------------------------|---------------|-------------|--------------------------|-------|
| GRM1555C1H1R0CA01# <small>In Production</small> | <div>125°C max.</div> <div>Reflow OK</div> | Consumer equipment, Industrial Equipment, Mobile Electronics, Medical equipment [GHTF A/B/C] except for implant equipment, |  | 1.0 ±0.05mm | 0.5 ±0.05mm | 0.5 ±0.05mm | C0G(EIA) | 50Vdc | 1pF | ±0.25pF | |
| GRM1555C1H1R2BA01# <small>In Production</small> | <div>125°C max.</div> <div>Reflow OK</div> | Automotive Consumer equipment, Industrial Equipment, Mobile Electronics, Medical equipment [GHTF A/B/C] except for implant equipment, |  | 1.0 ±0.05mm | 0.5 ±0.05mm | 0.5 ±0.05mm | C0G(EIA) | 50Vdc | 1.2pF | ±0.1pF | |
| GRM1555C1H1R2CA01# <small>In Production</small> | <div>125°C max.</div> <div>Reflow OK</div> | Automotive Consumer equipment, Industrial Equipment, Mobile Electronics, Medical equipment [GHTF A/B/C] except for implant equipment, |  | 1.0 ±0.05mm | 0.5 ±0.05mm | 0.5 ±0.05mm | C0G(EIA) | 50Vdc | 1.2pF | ±0.25pF | |
| GRM1555C1H1R5BA01# <small>In Production</small> | <div>125°C max.</div> <div>Reflow OK</div> | Automotive Consumer equipment, Industrial Equipment, Mobile Electronics, Medical equipment [GHTF A/B/C] except for implant equipment, |  | 1.0 ±0.05mm | 0.5 ±0.05mm | 0.5 ±0.05mm | C0G(EIA) | 50Vdc | 1.5pF | ±0.1pF | |





Automotive

Attention

1. This catalog is downloaded from the website of Murata Manufacturing Co., Ltd. Therefore, it's specifications are subject to change or our products in it may be discontinued without advance notice. Please check with our sales representatives or product engineers before ordering.

2. This catalog has only typical specifications because there is no space for detailed specifications. Therefore, please review our product specifications or consult the approval sheet for product specifications before ordering.

Ceramic Capacitors(SMD)





| Part Number | Characteristic | Specific Applications | Appearance | Length | Width | Thickness | Temperature characteristics | Rated Voltage | Capacitance | Tolerance of capacitance | Notes |
|--|--|--|---|-------------|-------------|-------------|-----------------------------|---------------|-------------|--------------------------|-------|
| GRM1555C1H1R5CA01# <small>In Production</small> | <div>125°C max.</div> <div>Reflow OK</div> | Consumer equipment, Industrial Equipment, Mobile Electronics, Medical equipment [GHTF A/B/C] except for implant equipment, |  | 1.0 ±0.05mm | 0.5 ±0.05mm | 0.5 ±0.05mm | C0G(EIA) | 50Vdc | 1.5pF | ±0.25pF | |
| GRM1555C1H1R8BA01# <small>In Production</small> | <div>125°C max.</div> <div>Reflow OK</div> | Automotive Consumer equipment, Industrial Equipment, Mobile Electronics, Medical equipment [GHTF A/B/C] except for implant equipment, |  | 1.0 ±0.05mm | 0.5 ±0.05mm | 0.5 ±0.05mm | C0G(EIA) | 50Vdc | 1.8pF | ±0.1pF | |
| GRM1555C1H1R8CA01# <small>In Production</small> | <div>125°C max.</div> <div>Reflow OK</div> | Automotive Consumer equipment, Industrial Equipment, Mobile Electronics, Medical equipment [GHTF A/B/C] except for implant equipment, |  | 1.0 ±0.05mm | 0.5 ±0.05mm | 0.5 ±0.05mm | C0G(EIA) | 50Vdc | 1.8pF | ±0.25pF | |
| GRM1555C1H220GA01# <small>In Production</small> | <div>125°C max.</div> <div>Reflow OK</div> | Automotive Consumer equipment, Industrial Equipment, Mobile Electronics, Medical equipment [GHTF A/B/C] except for implant equipment, Automotive |  | 1.0 ±0.05mm | 0.5 ±0.05mm | 0.5 ±0.05mm | C0G(EIA) | 50Vdc | 22pF | ±2% | |

Attention

1. This catalog is downloaded from the website of Murata Manufacturing Co., Ltd. Therefore, it's specifications are subject to change or our products in it may be discontinued without advance notice. Please check with our sales representatives or product engineers before ordering.

2. This catalog has only typical specifications because there is no space for detailed specifications. Therefore, please review our product specifications or consult the approval sheet for product specifications before ordering.

Ceramic Capacitors(SMD)





| Part Number | Characteristic | Specific Applications | Appearance | Length | Width | Thickness | Temperature characteristics | Rated Voltage | Capacitance | Tolerance of capacitance | Notes |
|--|--|--|---|-------------|-------------|-------------|-----------------------------|---------------|-------------|--------------------------|-------|
| GRM1555C1H220JA01# <small>In Production</small> | <div>125°C max.</div> <div>Reflow OK</div> | Consumer equipment, Industrial Equipment, Mobile Electronics, Medical equipment [GHTF A/B/C] except for implant equipment, |  | 1.0 ±0.05mm | 0.5 ±0.05mm | 0.5 ±0.05mm | C0G(EIA) | 50Vdc | 22pF | ±5% | |
| GRM1555C1H221GA01# <small>In Production</small> | <div>125°C max.</div> <div>Reflow OK</div> | Automotive Consumer equipment, Industrial Equipment, Mobile Electronics, Medical equipment [GHTF A/B/C] except for implant equipment, |  | 1.0 ±0.05mm | 0.5 ±0.05mm | 0.5 ±0.05mm | C0G(EIA) | 50Vdc | 220pF | ±2% | |
| GRM1555C1H221JA01# <small>In Production</small> | <div>125°C max.</div> <div>Reflow OK</div> | Automotive Consumer equipment, Industrial Equipment, Mobile Electronics, Medical equipment [GHTF A/B/C] except for implant equipment, |  | 1.0 ±0.05mm | 0.5 ±0.05mm | 0.5 ±0.05mm | C0G(EIA) | 50Vdc | 220pF | ±5% | |
| GRM1555C1H222GA01# <small>In Production</small> | <div>125°C max.</div> <div>Reflow OK</div> | Automotive Consumer equipment, Industrial Equipment, Mobile Electronics, Medical equipment [GHTF A/B/C] except for implant equipment, Automotive |  | 1.0 ±0.05mm | 0.5 ±0.05mm | 0.5 ±0.05mm | C0G(EIA) | 50Vdc | 2200pF | ±2% | |

Attention

1. This catalog is downloaded from the website of Murata Manufacturing Co., Ltd. Therefore, it's specifications are subject to change or our products in it may be discontinued without advance notice. Please check with our sales representatives or product engineers before ordering.

2. This catalog has only typical specifications because there is no space for detailed specifications. Therefore, please review our product specifications or consult the approval sheet for product specifications before ordering.

Ceramic Capacitors(SMD)





| Part Number | Characteristic | Specific Applications | Appearance | Length | Width | Thickness | Temperature characteristics | Rated Voltage | Capacitance | Tolerance of capacitance | Notes |
|--|--|--|---|-------------|-------------|-------------|-----------------------------|---------------|-------------|--------------------------|-------|
| GRM1555C1H222JA01# <small>In Production</small> | <div>125°C max.</div> <div>Reflow OK</div> | Consumer equipment, Industrial Equipment, Mobile Electronics, Medical equipment [GHTF A/B/C] except for implant equipment, |  | 1.0 ±0.05mm | 0.5 ±0.05mm | 0.5 ±0.05mm | C0G(EIA) | 50Vdc | 2200pF | ±5% | |
| GRM1555C1H270GA01# <small>In Production</small> | <div>125°C max.</div> <div>Reflow OK</div> | Automotive Consumer equipment, Industrial Equipment, Mobile Electronics, Medical equipment [GHTF A/B/C] except for implant equipment, |  | 1.0 ±0.05mm | 0.5 ±0.05mm | 0.5 ±0.05mm | C0G(EIA) | 50Vdc | 27pF | ±2% | |
| GRM1555C1H270JA01# <small>In Production</small> | <div>125°C max.</div> <div>Reflow OK</div> | Automotive Consumer equipment, Industrial Equipment, Mobile Electronics, Medical equipment [GHTF A/B/C] except for implant equipment, |  | 1.0 ±0.05mm | 0.5 ±0.05mm | 0.5 ±0.05mm | C0G(EIA) | 50Vdc | 27pF | ±5% | |
| GRM1555C1H271FA01# <small>In Production</small> | <div>125°C max.</div> <div>Reflow OK</div> | Automotive Consumer equipment, Industrial Equipment, Mobile Electronics, Medical equipment [GHTF A/B/C] except for implant equipment, Automotive |  | 1.0 ±0.05mm | 0.5 ±0.05mm | 0.5 ±0.05mm | C0G(EIA) | 50Vdc | 270pF | ±1% | |

Attention

1. This catalog is downloaded from the website of Murata Manufacturing Co., Ltd. Therefore, it's specifications are subject to change or our products in it may be discontinued without advance notice. Please check with our sales representatives or product engineers before ordering.

2. This catalog has only typical specifications because there is no space for detailed specifications. Therefore, please review our product specifications or consult the approval sheet for product specifications before ordering.

Ceramic Capacitors(SMD)

| Part Number | Characteristic | Specific Applications | Appearance | Length | Width | Thickness | Temperature characteristics | Rated Voltage | Capacitance | Tolerance of capacitance | Notes |
|--|--|---|---|-------------|-------------|-------------|-----------------------------|---------------|-------------|--------------------------|-------|
| GRM1555C1H271GA01# <small>In Production</small> | <div>125°C max.</div> <div>Reflow OK</div> | Consumer equipment, Industrial Equipment, Mobile Electronics, Medical equipment [GHTF A/B/C] except for implant equipment, |  | 1.0 ±0.05mm | 0.5 ±0.05mm | 0.5 ±0.05mm | C0G(EIA) | 50Vdc | 270pF | ±2% | |
| GRM1555C1H271JA01# <small>In Production</small> | <div>125°C max.</div> <div>Reflow OK</div> | Automotive Consumer equipment, Industrial Equipment, Mobile Electronics, Medical equipment [GHTF A/B/C] except for implant equipment, |  | 1.0 ±0.05mm | 0.5 ±0.05mm | 0.5 ±0.05mm | C0G(EIA) | 50Vdc | 270pF | ±5% | |
| GRM1555C1H272GE01# <small>In Production</small> | <div>125°C max.</div> <div>Reflow OK</div> | Automotive Consumer equipment, Industrial Equipment, Mobile Electronics, Medical equipment [GHTF A/B/C] except for implant equipment, |  | 1.0 ±0.05mm | 0.5 ±0.05mm | 0.5 ±0.05mm | C0G(EIA) | 50Vdc | 2700pF | ±2% | |
| GRM1555C1H272JE01# <small>In Production</small> | <div>125°C max.</div> <div>Reflow OK</div> | Automotive Consumer equipment, Industrial Equipment, Mobile Electronics, Medical equipment [GHTF A/B/C] except for implant equipment, |  | 1.0 ±0.05mm | 0.5 ±0.05mm | 0.5 ±0.05mm | C0G(EIA) | 50Vdc | 2700pF | ±5% | |





Automotive

Attention

1. This catalog is downloaded from the website of Murata Manufacturing Co., Ltd. Therefore, it's specifications are subject to change or our products in it may be discontinued without advance notice. Please check with our sales representatives or product engineers before ordering.

2. This catalog has only typical specifications because there is no space for detailed specifications. Therefore, please review our product specifications or consult the approval sheet for product specifications before ordering.

Ceramic Capacitors(SMD)

| Part Number | Characteristic | Specific Applications | Appearance | Length | Width | Thickness | Temperature characteristics | Rated Voltage | Capacitance | Tolerance of capacitance | Notes |
|--|--|---|---|-------------|-------------|-------------|-----------------------------|---------------|-------------|--------------------------|-------|
| GRM1555C1H2R2BA01# <small>In Production</small> | <div>125°C max.</div> <div>Reflow OK</div> | Consumer equipment, Industrial Equipment, Mobile Electronics, Medical equipment [GHTF A/B/C] except for implant equipment, |  | 1.0 ±0.05mm | 0.5 ±0.05mm | 0.5 ±0.05mm | C0G(EIA) | 50Vdc | 2.2pF | ±0.1pF | |
| GRM1555C1H2R2CA01# <small>In Production</small> | <div>125°C max.</div> <div>Reflow OK</div> | Automotive Consumer equipment, Industrial Equipment, Mobile Electronics, Medical equipment [GHTF A/B/C] except for implant equipment, |  | 1.0 ±0.05mm | 0.5 ±0.05mm | 0.5 ±0.05mm | C0G(EIA) | 50Vdc | 2.2pF | ±0.25pF | |
| GRM1555C1H2R7BA01# <small>In Production</small> | <div>125°C max.</div> <div>Reflow OK</div> | Automotive Consumer equipment, Industrial Equipment, Mobile Electronics, Medical equipment [GHTF A/B/C] except for implant equipment, |  | 1.0 ±0.05mm | 0.5 ±0.05mm | 0.5 ±0.05mm | C0G(EIA) | 50Vdc | 2.7pF | ±0.1pF | |
| GRM1555C1H2R7CA01# <small>In Production</small> | <div>125°C max.</div> <div>Reflow OK</div> | Automotive Consumer equipment, Industrial Equipment, Mobile Electronics, Medical equipment [GHTF A/B/C] except for implant equipment, |  | 1.0 ±0.05mm | 0.5 ±0.05mm | 0.5 ±0.05mm | C0G(EIA) | 50Vdc | 2.7pF | ±0.25pF | |





Automotive

Attention

1. This catalog is downloaded from the website of Murata Manufacturing Co., Ltd. Therefore, it's specifications are subject to change or our products in it may be discontinued without advance notice. Please check with our sales representatives or product engineers before ordering.

2. This catalog has only typical specifications because there is no space for detailed specifications. Therefore, please review our product specifications or consult the approval sheet for product specifications before ordering.

Ceramic Capacitors(SMD)

| Part Number | Characteristic | Specific Applications | Appearance | Length | Width | Thickness | Temperature characteristics | Rated Voltage | Capacitance | Tolerance of capacitance | Notes |
|--|--|---|---|-------------|-------------|-------------|-----------------------------|---------------|-------------|--------------------------|-------|
| GRM1555C1H330GA01# <small>In Production</small> | <div>125°C max.</div> <div>Reflow OK</div> | Consumer equipment, Industrial Equipment, Mobile Electronics, Medical equipment [GHTF A/B/C] except for implant equipment, |  | 1.0 ±0.05mm | 0.5 ±0.05mm | 0.5 ±0.05mm | C0G(EIA) | 50Vdc | 33pF | ±2% | |
| GRM1555C1H330JA01# <small>In Production</small> | <div>125°C max.</div> <div>Reflow OK</div> | Automotive Consumer equipment, Industrial Equipment, Mobile Electronics, Medical equipment [GHTF A/B/C] except for implant equipment, |  | 1.0 ±0.05mm | 0.5 ±0.05mm | 0.5 ±0.05mm | C0G(EIA) | 50Vdc | 33pF | ±5% | |
| GRM1555C1H331FA01# <small>In Production</small> | <div>125°C max.</div> <div>Reflow OK</div> | Automotive Consumer equipment, Industrial Equipment, Mobile Electronics, Medical equipment [GHTF A/B/C] except for implant equipment, |  | 1.0 ±0.05mm | 0.5 ±0.05mm | 0.5 ±0.05mm | C0G(EIA) | 50Vdc | 330pF | ±1% | |
| GRM1555C1H331GA01# <small>In Production</small> | <div>125°C max.</div> <div>Reflow OK</div> | Automotive Consumer equipment, Industrial Equipment, Mobile Electronics, Medical equipment [GHTF A/B/C] except for implant equipment, |  | 1.0 ±0.05mm | 0.5 ±0.05mm | 0.5 ±0.05mm | C0G(EIA) | 50Vdc | 330pF | ±2% | |





Automotive

Attention

1. This catalog is downloaded from the website of Murata Manufacturing Co., Ltd. Therefore, it's specifications are subject to change or our products in it may be discontinued without advance notice. Please check with our sales representatives or product engineers before ordering.

2. This catalog has only typical specifications because there is no space for detailed specifications. Therefore, please review our product specifications or consult the approval sheet for product specifications before ordering.

Ceramic Capacitors(SMD)









| Part Number | Characteristic | Specific Applications | Appearance | Length | Width | Thickness | Temperature characteristics | Rated Voltage | Capacitance | Tolerance of capacitance | Notes |
|--|--|--|---|-------------|-------------|-------------|-----------------------------|---------------|-------------|--------------------------|-------|
| GRM1555C1H331JA01# <small>In Production</small> | <div>125°C max.</div> <div>Reflow OK</div> | Consumer equipment, Industrial Equipment, Mobile Electronics, Medical equipment [GHTF A/B/C] except for implant equipment, |  | 1.0 ±0.05mm | 0.5 ±0.05mm | 0.5 ±0.05mm | C0G(EIA) | 50Vdc | 330pF | ±5% | |
| GRM1555C1H332GE01# <small>In Production</small> | <div>125°C max.</div> <div>Reflow OK</div> | Automotive Consumer equipment, Industrial Equipment, Mobile Electronics, Medical equipment [GHTF A/B/C] except for implant equipment, |  | 1.0 ±0.05mm | 0.5 ±0.05mm | 0.5 ±0.05mm | C0G(EIA) | 50Vdc | 3300pF | ±2% | |
| GRM1555C1H332JE01# <small>In Production</small> | <div>125°C max.</div> <div>Reflow OK</div> | Automotive Consumer equipment, Industrial Equipment, Mobile Electronics, Medical equipment [GHTF A/B/C] except for implant equipment, |  | 1.0 ±0.05mm | 0.5 ±0.05mm | 0.5 ±0.05mm | C0G(EIA) | 50Vdc | 3300pF | ±5% | |
| GRM1555C1H390GA01# <small>In Production</small> | <div>125°C max.</div> <div>Reflow OK</div> | Automotive Consumer equipment, Industrial Equipment, Mobile Electronics, Medical equipment [GHTF A/B/C] except for implant equipment, Automotive |  | 1.0 ±0.05mm | 0.5 ±0.05mm | 0.5 ±0.05mm | C0G(EIA) | 50Vdc | 39pF | ±2% | |

Attention

1. This catalog is downloaded from the website of Murata Manufacturing Co., Ltd. Therefore, it's specifications are subject to change or our products in it may be discontinued without advance notice. Please check with our sales representatives or product engineers before ordering.

2. This catalog has only typical specifications because there is no space for detailed specifications. Therefore, please review our product specifications or consult the approval sheet for product specifications before ordering.

Ceramic Capacitors(SMD)

| Part Number | Characteristic | Specific Applications | Appearance | Length | Width | Thickness | Temperature characteristics | Rated Voltage | Capacitance | Tolerance of capacitance | Notes |
|--|---|---|---|-------------|-------------|-------------|-----------------------------|---------------|-------------|--------------------------|-------|
| GRM1555C1H390JA01# <small>In Production</small> | 125°C max.  | Consumer equipment, Industrial Equipment, Mobile Electronics, Medical equipment [GHTF A/B/C] except for implant equipment, |  | 1.0 ±0.05mm | 0.5 ±0.05mm | 0.5 ±0.05mm | C0G(EIA) | 50Vdc | 39pF | ±5% | |
| GRM1555C1H391FA01# <small>In Production</small> | 125°C max.  | Automotive Consumer equipment, Industrial Equipment, Mobile Electronics, Medical equipment [GHTF A/B/C] except for implant equipment, |  | 1.0 ±0.05mm | 0.5 ±0.05mm | 0.5 ±0.05mm | C0G(EIA) | 50Vdc | 390pF | ±1% | |
| GRM1555C1H391GA01# <small>In Production</small> | 125°C max.  | Automotive Consumer equipment, Industrial Equipment, Mobile Electronics, Medical equipment [GHTF A/B/C] except for implant equipment, |  | 1.0 ±0.05mm | 0.5 ±0.05mm | 0.5 ±0.05mm | C0G(EIA) | 50Vdc | 390pF | ±2% | |
| GRM1555C1H391JA01# <small>In Production</small> | 125°C max.  | Automotive Consumer equipment, Industrial Equipment, Mobile Electronics, Medical equipment [GHTF A/B/C] except for implant equipment, |  | 1.0 ±0.05mm | 0.5 ±0.05mm | 0.5 ±0.05mm | C0G(EIA) | 50Vdc | 390pF | ±5% | |





Automotive

Attention

1. This catalog is downloaded from the website of Murata Manufacturing Co., Ltd. Therefore, it's specifications are subject to change or our products in it may be discontinued without advance notice. Please check with our sales representatives or product engineers before ordering.

2. This catalog has only typical specifications because there is no space for detailed specifications. Therefore, please review our product specifications or consult the approval sheet for product specifications before ordering.

Ceramic Capacitors(SMD)

| Part Number | Characteristic | Specific Applications | Appearance | Length | Width | Thickness | Temperature characteristics | Rated Voltage | Capacitance | Tolerance of capacitance | Notes |
|--|--|---|---|-------------|-------------|-------------|-----------------------------|---------------|-------------|--------------------------|-------|
| GRM1555C1H392GE01# <small>In Production</small> | <div>125°C max.</div> <div>Reflow OK</div> | Consumer equipment, Industrial Equipment, Mobile Electronics, Medical equipment [GHTF A/B/C] except for implant equipment, |  | 1.0 ±0.05mm | 0.5 ±0.05mm | 0.5 ±0.05mm | C0G(EIA) | 50Vdc | 3900pF | ±2% | |
| GRM1555C1H392JE01# <small>In Production</small> | <div>125°C max.</div> <div>Reflow OK</div> | Automotive Consumer equipment, Industrial Equipment, Mobile Electronics, Medical equipment [GHTF A/B/C] except for implant equipment, |  | 1.0 ±0.05mm | 0.5 ±0.05mm | 0.5 ±0.05mm | C0G(EIA) | 50Vdc | 3900pF | ±5% | |
| GRM1555C1H3R3BA01# <small>In Production</small> | <div>125°C max.</div> <div>Reflow OK</div> | Automotive Consumer equipment, Industrial Equipment, Mobile Electronics, Medical equipment [GHTF A/B/C] except for implant equipment, |  | 1.0 ±0.05mm | 0.5 ±0.05mm | 0.5 ±0.05mm | C0G(EIA) | 50Vdc | 3.3pF | ±0.1pF | |
| GRM1555C1H3R3CA01# <small>In Production</small> | <div>125°C max.</div> <div>Reflow OK</div> | Automotive Consumer equipment, Industrial Equipment, Mobile Electronics, Medical equipment [GHTF A/B/C] except for implant equipment, |  | 1.0 ±0.05mm | 0.5 ±0.05mm | 0.5 ±0.05mm | C0G(EIA) | 50Vdc | 3.3pF | ±0.25pF | |





Automotive

Attention

1. This catalog is downloaded from the website of Murata Manufacturing Co., Ltd. Therefore, it's specifications are subject to change or our products in it may be discontinued without advance notice. Please check with our sales representatives or product engineers before ordering.

2. This catalog has only typical specifications because there is no space for detailed specifications. Therefore, please review our product specifications or consult the approval sheet for product specifications before ordering.

Ceramic Capacitors(SMD)









| Part Number | Characteristic | Specific Applications | Appearance | Length | Width | Thickness | Temperature characteristics | Rated Voltage | Capacitance | Tolerance of capacitance | Notes |
|--|--|--|---|-------------|-------------|-------------|-----------------------------|---------------|-------------|--------------------------|-------|
| GRM1555C1H3R9BA01# <small>In Production</small> | <div>125°C max.</div> <div>Reflow OK</div> | Consumer equipment, Industrial Equipment, Mobile Electronics, Medical equipment [GHTF A/B/C] except for implant equipment, |  | 1.0 ±0.05mm | 0.5 ±0.05mm | 0.5 ±0.05mm | C0G(EIA) | 50Vdc | 3.9pF | ±0.1pF | |
| GRM1555C1H3R9CA01# <small>In Production</small> | <div>125°C max.</div> <div>Reflow OK</div> | Automotive Consumer equipment, Industrial Equipment, Mobile Electronics, Medical equipment [GHTF A/B/C] except for implant equipment, |  | 1.0 ±0.05mm | 0.5 ±0.05mm | 0.5 ±0.05mm | C0G(EIA) | 50Vdc | 3.9pF | ±0.25pF | |
| GRM1555C1H470GA01# <small>In Production</small> | <div>125°C max.</div> <div>Reflow OK</div> | Automotive Consumer equipment, Industrial Equipment, Mobile Electronics, Medical equipment [GHTF A/B/C] except for implant equipment, |  | 1.0 ±0.05mm | 0.5 ±0.05mm | 0.5 ±0.05mm | C0G(EIA) | 50Vdc | 47pF | ±2% | |
| GRM1555C1H470JA01# <small>In Production</small> | <div>125°C max.</div> <div>Reflow OK</div> | Automotive Consumer equipment, Industrial Equipment, Mobile Electronics, Medical equipment [GHTF A/B/C] except for implant equipment, Automotive |  | 1.0 ±0.05mm | 0.5 ±0.05mm | 0.5 ±0.05mm | C0G(EIA) | 50Vdc | 47pF | ±5% | |

Attention

1. This catalog is downloaded from the website of Murata Manufacturing Co., Ltd. Therefore, it's specifications are subject to change or our products in it may be discontinued without advance notice. Please check with our sales representatives or product engineers before ordering.

2. This catalog has only typical specifications because there is no space for detailed specifications. Therefore, please review our product specifications or consult the approval sheet for product specifications before ordering.

Ceramic Capacitors(SMD)









| Part Number | Characteristic | Specific Applications | Appearance | Length | Width | Thickness | Temperature characteristics | Rated Voltage | Capacitance | Tolerance of capacitance | Notes |
|--|--|--|---|-------------|-------------|-------------|-----------------------------|---------------|-------------|--------------------------|-------|
| GRM1555C1H471FA01# <small>In Production</small> |  | Consumer equipment, Industrial Equipment, Mobile Electronics, Medical equipment [GHTF A/B/C] except for implant equipment, |  | 1.0 ±0.05mm | 0.5 ±0.05mm | 0.5 ±0.05mm | C0G(EIA) | 50Vdc | 470pF | ±1% | |
| GRM1555C1H471GA01# <small>In Production</small> |  | Automotive Consumer equipment, Industrial Equipment, Mobile Electronics, Medical equipment [GHTF A/B/C] except for implant equipment, |  | 1.0 ±0.05mm | 0.5 ±0.05mm | 0.5 ±0.05mm | C0G(EIA) | 50Vdc | 470pF | ±2% | |
| GRM1555C1H471JA01# <small>In Production</small> |  | Automotive Consumer equipment, Industrial Equipment, Mobile Electronics, Medical equipment [GHTF A/B/C] except for implant equipment, |  | 1.0 ±0.05mm | 0.5 ±0.05mm | 0.5 ±0.05mm | C0G(EIA) | 50Vdc | 470pF | ±5% | |
| GRM1555C1H472GE01# <small>In Production</small> |  | Automotive Consumer equipment, Industrial Equipment, Mobile Electronics, Medical equipment [GHTF A/B/C] except for implant equipment, Automotive |  | 1.0 ±0.15mm | 0.5 ±0.15mm | 0.5 ±0.15mm | C0G(EIA) | 50Vdc | 4700pF | ±2% | |

Attention

1. This catalog is downloaded from the website of Murata Manufacturing Co., Ltd. Therefore, it's specifications are subject to change or our products in it may be discontinued without advance notice. Please check with our sales representatives or product engineers before ordering.

2. This catalog has only typical specifications because there is no space for detailed specifications. Therefore, please review our product specifications or consult the approval sheet for product specifications before ordering.

Ceramic Capacitors(SMD)





| Part Number | Characteristic | Specific Applications | Appearance | Length | Width | Thickness | Temperature characteristics | Rated Voltage | Capacitance | Tolerance of capacitance | Notes |
|--|--|--|---|-------------|-------------|-------------|-----------------------------|---------------|-------------|--------------------------|-------|
| GRM1555C1H472JE01# <small>In Production</small> |  | Consumer equipment, Industrial Equipment, Mobile Electronics, Medical equipment [GHTF A/B/C] except for implant equipment, |  | 1.0 ±0.15mm | 0.5 ±0.15mm | 0.5 ±0.15mm | C0G(EIA) | 50Vdc | 4700pF | ±5% | |
| GRM1555C1H4R7BA01# <small>In Production</small> |  | Automotive Consumer equipment, Industrial Equipment, Mobile Electronics, Medical equipment [GHTF A/B/C] except for implant equipment, |  | 1.0 ±0.05mm | 0.5 ±0.05mm | 0.5 ±0.05mm | C0G(EIA) | 50Vdc | 4.7pF | ±0.1pF | |
| GRM1555C1H4R7CA01# <small>In Production</small> |  | Automotive Consumer equipment, Industrial Equipment, Mobile Electronics, Medical equipment [GHTF A/B/C] except for implant equipment, |  | 1.0 ±0.05mm | 0.5 ±0.05mm | 0.5 ±0.05mm | C0G(EIA) | 50Vdc | 4.7pF | ±0.25pF | |
| GRM1555C1H560GA01# <small>In Production</small> |  | Automotive Consumer equipment, Industrial Equipment, Mobile Electronics, Medical equipment [GHTF A/B/C] except for implant equipment, Automotive |  | 1.0 ±0.05mm | 0.5 ±0.05mm | 0.5 ±0.05mm | C0G(EIA) | 50Vdc | 56pF | ±2% | |

Attention

1. This catalog is downloaded from the website of Murata Manufacturing Co., Ltd. Therefore, it's specifications are subject to change or our products in it may be discontinued without advance notice. Please check with our sales representatives or product engineers before ordering.

2. This catalog has only typical specifications because there is no space for detailed specifications. Therefore, please review our product specifications or consult the approval sheet for product specifications before ordering.

Ceramic Capacitors(SMD)





| Part Number | Characteristic | Specific Applications | Appearance | Length | Width | Thickness | Temperature characteristics | Rated Voltage | Capacitance | Tolerance of capacitance | Notes |
|--|--|--|---|-------------|-------------|-------------|-----------------------------|---------------|-------------|--------------------------|-------|
| GRM1555C1H560JA01# <small>In Production</small> | <div>125°C max.</div> <div>Reflow OK</div> | Consumer equipment, Industrial Equipment, Mobile Electronics, Medical equipment [GHTF A/B/C] except for implant equipment, |  | 1.0 ±0.05mm | 0.5 ±0.05mm | 0.5 ±0.05mm | C0G(EIA) | 50Vdc | 56pF | ±5% | |
| GRM1555C1H561FA01# <small>In Production</small> | <div>125°C max.</div> <div>Reflow OK</div> | Automotive Consumer equipment, Industrial Equipment, Mobile Electronics, Medical equipment [GHTF A/B/C] except for implant equipment, |  | 1.0 ±0.05mm | 0.5 ±0.05mm | 0.5 ±0.05mm | C0G(EIA) | 50Vdc | 560pF | ±1% | |
| GRM1555C1H561GA01# <small>In Production</small> | <div>125°C max.</div> <div>Reflow OK</div> | Automotive Consumer equipment, Industrial Equipment, Mobile Electronics, Medical equipment [GHTF A/B/C] except for implant equipment, |  | 1.0 ±0.05mm | 0.5 ±0.05mm | 0.5 ±0.05mm | C0G(EIA) | 50Vdc | 560pF | ±2% | |
| GRM1555C1H561JA01# <small>In Production</small> | <div>125°C max.</div> <div>Reflow OK</div> | Automotive Consumer equipment, Industrial Equipment, Mobile Electronics, Medical equipment [GHTF A/B/C] except for implant equipment, Automotive |  | 1.0 ±0.05mm | 0.5 ±0.05mm | 0.5 ±0.05mm | C0G(EIA) | 50Vdc | 560pF | ±5% | |

Attention

1. This catalog is downloaded from the website of Murata Manufacturing Co., Ltd. Therefore, it's specifications are subject to change or our products in it may be discontinued without advance notice. Please check with our sales representatives or product engineers before ordering.

2. This catalog has only typical specifications because there is no space for detailed specifications. Therefore, please review our product specifications or consult the approval sheet for product specifications before ordering.

Ceramic Capacitors(SMD)

| Part Number | Characteristic | Specific Applications | Appearance | Length | Width | Thickness | Temperature characteristics | Rated Voltage | Capacitance | Tolerance of capacitance | Notes |
|--|--|---|---|-------------|-------------|-------------|-----------------------------|---------------|-------------|--------------------------|-------|
| GRM1555C1H562GE01# <small>In Production</small> | <div>125°C max.</div> <div>Reflow OK</div> | Consumer equipment, Industrial Equipment, Mobile Electronics, Medical equipment [GHTF A/B/C] except for implant equipment, |  | 1.0 ±0.15mm | 0.5 ±0.15mm | 0.5 ±0.15mm | C0G(EIA) | 50Vdc | 5600pF | ±2% | |
| GRM1555C1H562JE01# <small>In Production</small> | <div>125°C max.</div> <div>Reflow OK</div> | Automotive Consumer equipment, Industrial Equipment, Mobile Electronics, Medical equipment [GHTF A/B/C] except for implant equipment, |  | 1.0 ±0.15mm | 0.5 ±0.15mm | 0.5 ±0.15mm | C0G(EIA) | 50Vdc | 5600pF | ±5% | |
| GRM1555C1H5R6BA01# <small>In Production</small> | <div>125°C max.</div> <div>Reflow OK</div> | Automotive Consumer equipment, Industrial Equipment, Mobile Electronics, Medical equipment [GHTF A/B/C] except for implant equipment, |  | 1.0 ±0.05mm | 0.5 ±0.05mm | 0.5 ±0.05mm | C0G(EIA) | 50Vdc | 5.6pF | ±0.1pF | |
| GRM1555C1H5R6CA01# <small>In Production</small> | <div>125°C max.</div> <div>Reflow OK</div> | Automotive Consumer equipment, Industrial Equipment, Mobile Electronics, Medical equipment [GHTF A/B/C] except for implant equipment, |  | 1.0 ±0.05mm | 0.5 ±0.05mm | 0.5 ±0.05mm | C0G(EIA) | 50Vdc | 5.6pF | ±0.25pF | |





Automotive

Attention

1. This catalog is downloaded from the website of Murata Manufacturing Co., Ltd. Therefore, it's specifications are subject to change or our products in it may be discontinued without advance notice. Please check with our sales representatives or product engineers before ordering.

2. This catalog has only typical specifications because there is no space for detailed specifications. Therefore, please review our product specifications or consult the approval sheet for product specifications before ordering.

Ceramic Capacitors(SMD)





| Part Number | Characteristic | Specific Applications | Appearance | Length | Width | Thickness | Temperature characteristics | Rated Voltage | Capacitance | Tolerance of capacitance | Notes |
|--|--|--|---|-------------|-------------|-------------|-----------------------------|---------------|-------------|--------------------------|-------|
| GRM1555C1H5R6DA01# <small>In Production</small> | <div>125°C max.</div> <div>Reflow OK</div> | Consumer equipment, Industrial Equipment, Mobile Electronics, Medical equipment [GHTF A/B/C] except for implant equipment, |  | 1.0 ±0.05mm | 0.5 ±0.05mm | 0.5 ±0.05mm | C0G(EIA) | 50Vdc | 5.6pF | ±0.5pF | |
| GRM1555C1H680GA01# <small>In Production</small> | <div>125°C max.</div> <div>Reflow OK</div> | Automotive Consumer equipment, Industrial Equipment, Mobile Electronics, Medical equipment [GHTF A/B/C] except for implant equipment, |  | 1.0 ±0.05mm | 0.5 ±0.05mm | 0.5 ±0.05mm | C0G(EIA) | 50Vdc | 68pF | ±2% | |
| GRM1555C1H680JA01# <small>In Production</small> | <div>125°C max.</div> <div>Reflow OK</div> | Automotive Consumer equipment, Industrial Equipment, Mobile Electronics, Medical equipment [GHTF A/B/C] except for implant equipment, |  | 1.0 ±0.05mm | 0.5 ±0.05mm | 0.5 ±0.05mm | C0G(EIA) | 50Vdc | 68pF | ±5% | |
| GRM1555C1H681FA01# <small>In Production</small> | <div>125°C max.</div> <div>Reflow OK</div> | Automotive Consumer equipment, Industrial Equipment, Mobile Electronics, Medical equipment [GHTF A/B/C] except for implant equipment, Automotive |  | 1.0 ±0.05mm | 0.5 ±0.05mm | 0.5 ±0.05mm | C0G(EIA) | 50Vdc | 680pF | ±1% | |

Attention

1. This catalog is downloaded from the website of Murata Manufacturing Co., Ltd. Therefore, it's specifications are subject to change or our products in it may be discontinued without advance notice. Please check with our sales representatives or product engineers before ordering.

2. This catalog has only typical specifications because there is no space for detailed specifications. Therefore, please review our product specifications or consult the approval sheet for product specifications before ordering.

Ceramic Capacitors(SMD)





| Part Number | Characteristic | Specific Applications | Appearance | Length | Width | Thickness | Temperature characteristics | Rated Voltage | Capacitance | Tolerance of capacitance | Notes |
|--|--|--|---|-------------|-------------|-------------|-----------------------------|---------------|-------------|--------------------------|-------|
| GRM1555C1H681GA01# <small>In Production</small> | <div>125°C max.</div> <div>Reflow OK</div> | Consumer equipment, Industrial Equipment, Mobile Electronics, Medical equipment [GHTF A/B/C] except for implant equipment, |  | 1.0 ±0.05mm | 0.5 ±0.05mm | 0.5 ±0.05mm | C0G(EIA) | 50Vdc | 680pF | ±2% | |
| GRM1555C1H681JA01# <small>In Production</small> | <div>125°C max.</div> <div>Reflow OK</div> | Automotive Consumer equipment, Industrial Equipment, Mobile Electronics, Medical equipment [GHTF A/B/C] except for implant equipment, |  | 1.0 ±0.05mm | 0.5 ±0.05mm | 0.5 ±0.05mm | C0G(EIA) | 50Vdc | 680pF | ±5% | |
| GRM1555C1H682GE01# <small>In Production</small> | <div>125°C max.</div> <div>Reflow OK</div> | Automotive Consumer equipment, Industrial Equipment, Mobile Electronics, Medical equipment [GHTF A/B/C] except for implant equipment, |  | 1.0 ±0.15mm | 0.5 ±0.15mm | 0.5 ±0.15mm | C0G(EIA) | 50Vdc | 6800pF | ±2% | |
| GRM1555C1H682JE01# <small>In Production</small> | <div>125°C max.</div> <div>Reflow OK</div> | Automotive Consumer equipment, Industrial Equipment, Mobile Electronics, Medical equipment [GHTF A/B/C] except for implant equipment, Automotive |  | 1.0 ±0.15mm | 0.5 ±0.15mm | 0.5 ±0.15mm | C0G(EIA) | 50Vdc | 6800pF | ±5% | |

Attention

1. This catalog is downloaded from the website of Murata Manufacturing Co., Ltd. Therefore, it's specifications are subject to change or our products in it may be discontinued without advance notice. Please check with our sales representatives or product engineers before ordering.

2. This catalog has only typical specifications because there is no space for detailed specifications. Therefore, please review our product specifications or consult the approval sheet for product specifications before ordering.

Ceramic Capacitors(SMD)





| Part Number | Characteristic | Specific Applications | Appearance | Length | Width | Thickness | Temperature characteristics | Rated Voltage | Capacitance | Tolerance of capacitance | Notes |
|--|--|--|---|-------------|-------------|-------------|-----------------------------|---------------|-------------|--------------------------|-------|
| GRM1555C1H6R8BA01# <small>In Production</small> | <div>125°C max.</div> <div>Reflow OK</div> | Consumer equipment, Industrial Equipment, Mobile Electronics, Medical equipment [GHTF A/B/C] except for implant equipment, |  | 1.0 ±0.05mm | 0.5 ±0.05mm | 0.5 ±0.05mm | C0G(EIA) | 50Vdc | 6.8pF | ±0.1pF | |
| GRM1555C1H6R8CA01# <small>In Production</small> | <div>125°C max.</div> <div>Reflow OK</div> | Automotive Consumer equipment, Industrial Equipment, Mobile Electronics, Medical equipment [GHTF A/B/C] except for implant equipment, |  | 1.0 ±0.05mm | 0.5 ±0.05mm | 0.5 ±0.05mm | C0G(EIA) | 50Vdc | 6.8pF | ±0.25pF | |
| GRM1555C1H6R8DA01# <small>In Production</small> | <div>125°C max.</div> <div>Reflow OK</div> | Automotive Consumer equipment, Industrial Equipment, Mobile Electronics, Medical equipment [GHTF A/B/C] except for implant equipment, |  | 1.0 ±0.05mm | 0.5 ±0.05mm | 0.5 ±0.05mm | C0G(EIA) | 50Vdc | 6.8pF | ±0.5pF | |
| GRM1555C1H820GA01# <small>In Production</small> | <div>125°C max.</div> <div>Reflow OK</div> | Automotive Consumer equipment, Industrial Equipment, Mobile Electronics, Medical equipment [GHTF A/B/C] except for implant equipment, Automotive |  | 1.0 ±0.05mm | 0.5 ±0.05mm | 0.5 ±0.05mm | C0G(EIA) | 50Vdc | 82pF | ±2% | |

Attention

1. This catalog is downloaded from the website of Murata Manufacturing Co., Ltd. Therefore, it's specifications are subject to change or our products in it may be discontinued without advance notice. Please check with our sales representatives or product engineers before ordering.

2. This catalog has only typical specifications because there is no space for detailed specifications. Therefore, please review our product specifications or consult the approval sheet for product specifications before ordering.

Ceramic Capacitors(SMD)





| Part Number | Characteristic | Specific Applications | Appearance | Length | Width | Thickness | Temperature characteristics | Rated Voltage | Capacitance | Tolerance of capacitance | Notes |
|--|--|--|---|-------------|-------------|-------------|-----------------------------|---------------|-------------|--------------------------|-------|
| GRM1555C1H820JA01# <small>In Production</small> | <div>125°C max.</div> <div>Reflow OK</div> | Consumer equipment, Industrial Equipment, Mobile Electronics, Medical equipment [GHTF A/B/C] except for implant equipment, |  | 1.0 ±0.05mm | 0.5 ±0.05mm | 0.5 ±0.05mm | C0G(EIA) | 50Vdc | 82pF | ±5% | |
| GRM1555C1H821FA01# <small>In Production</small> | <div>125°C max.</div> <div>Reflow OK</div> | Automotive Consumer equipment, Industrial Equipment, Mobile Electronics, Medical equipment [GHTF A/B/C] except for implant equipment, |  | 1.0 ±0.05mm | 0.5 ±0.05mm | 0.5 ±0.05mm | C0G(EIA) | 50Vdc | 820pF | ±1% | |
| GRM1555C1H821GA01# <small>In Production</small> | <div>125°C max.</div> <div>Reflow OK</div> | Automotive Consumer equipment, Industrial Equipment, Mobile Electronics, Medical equipment [GHTF A/B/C] except for implant equipment, |  | 1.0 ±0.05mm | 0.5 ±0.05mm | 0.5 ±0.05mm | C0G(EIA) | 50Vdc | 820pF | ±2% | |
| GRM1555C1H821JA01# <small>In Production</small> | <div>125°C max.</div> <div>Reflow OK</div> | Automotive Consumer equipment, Industrial Equipment, Mobile Electronics, Medical equipment [GHTF A/B/C] except for implant equipment, Automotive |  | 1.0 ±0.05mm | 0.5 ±0.05mm | 0.5 ±0.05mm | C0G(EIA) | 50Vdc | 820pF | ±5% | |

Attention

1. This catalog is downloaded from the website of Murata Manufacturing Co., Ltd. Therefore, it's specifications are subject to change or our products in it may be discontinued without advance notice. Please check with our sales representatives or product engineers before ordering.

2. This catalog has only typical specifications because there is no space for detailed specifications. Therefore, please review our product specifications or consult the approval sheet for product specifications before ordering.

Ceramic Capacitors(SMD)

| Part Number | Characteristic | Specific Applications | Appearance | Length | Width | Thickness | Temperature characteristics | Rated Voltage | Capacitance | Tolerance of capacitance | Notes |
|--|--|---|---|-------------|-------------|-------------|-----------------------------|---------------|-------------|--------------------------|-------|
| GRM1555C1H822GE01# <small>In Production</small> | <div>125°C max.</div> <div>Reflow OK</div> | Consumer equipment, Industrial Equipment, Mobile Electronics, Medical equipment [GHTF A/B/C] except for implant equipment, |  | 1.0 ±0.15mm | 0.5 ±0.15mm | 0.5 ±0.15mm | C0G(EIA) | 50Vdc | 8200pF | ±2% | |
| GRM1555C1H822JE01# <small>In Production</small> | <div>125°C max.</div> <div>Reflow OK</div> | Automotive Consumer equipment, Industrial Equipment, Mobile Electronics, Medical equipment [GHTF A/B/C] except for implant equipment, |  | 1.0 ±0.15mm | 0.5 ±0.15mm | 0.5 ±0.15mm | C0G(EIA) | 50Vdc | 8200pF | ±5% | |
| GRM1555C1H8R2BA01# <small>In Production</small> | <div>125°C max.</div> <div>Reflow OK</div> | Automotive Consumer equipment, Industrial Equipment, Mobile Electronics, Medical equipment [GHTF A/B/C] except for implant equipment, |  | 1.0 ±0.05mm | 0.5 ±0.05mm | 0.5 ±0.05mm | C0G(EIA) | 50Vdc | 8.2pF | ±0.1pF | |
| GRM1555C1H8R2CA01# <small>In Production</small> | <div>125°C max.</div> <div>Reflow OK</div> | Automotive Consumer equipment, Industrial Equipment, Mobile Electronics, Medical equipment [GHTF A/B/C] except for implant equipment, |  | 1.0 ±0.05mm | 0.5 ±0.05mm | 0.5 ±0.05mm | C0G(EIA) | 50Vdc | 8.2pF | ±0.25pF | |





Automotive

Attention

1. This catalog is downloaded from the website of Murata Manufacturing Co., Ltd. Therefore, it's specifications are subject to change or our products in it may be discontinued without advance notice. Please check with our sales representatives or product engineers before ordering.

2. This catalog has only typical specifications because there is no space for detailed specifications. Therefore, please review our product specifications or consult the approval sheet for product specifications before ordering.

Ceramic Capacitors(SMD)





| Part Number | Characteristic | Specific Applications | Appearance | Length | Width | Thickness | Temperature characteristics | Rated Voltage | Capacitance | Tolerance of capacitance | Notes |
|--|--|--|---|-------------|-------------|-------------|-----------------------------|---------------|-------------|--------------------------|-------|
| GRM1555C1H8R2DA01# <small>In Production</small> | <div>125°C max.</div> <div>Reflow OK</div> | Consumer equipment, Industrial Equipment, Mobile Electronics, Medical equipment [GHTF A/B/C] except for implant equipment, |  | 1.0 ±0.05mm | 0.5 ±0.05mm | 0.5 ±0.05mm | C0G(EIA) | 50Vdc | 8.2pF | ±0.5pF | |
| GRM1555C1H100FA01# <small>NRND</small> | <div>125°C max.</div> <div>Reflow OK</div> | Automotive Consumer equipment, Industrial Equipment, Mobile Electronics, Medical equipment [GHTF A/B/C] except for implant equipment, |  | 1.0 ±0.05mm | 0.5 ±0.05mm | 0.5 ±0.05mm | C0G(EIA) | 50Vdc | 10pF | ±1% | |
| GRM1555C1H101FA01# <small>NRND</small> | <div>125°C max.</div> <div>Reflow OK</div> | Automotive Consumer equipment, Industrial Equipment, Mobile Electronics, Medical equipment [GHTF A/B/C] except for implant equipment, |  | 1.0 ±0.05mm | 0.5 ±0.05mm | 0.5 ±0.05mm | C0G(EIA) | 50Vdc | 100pF | ±1% | |
| GRM1555C1H110GA01# <small>NRND</small> | <div>125°C max.</div> <div>Reflow OK</div> | Automotive Consumer equipment, Industrial Equipment, Mobile Electronics, Medical equipment [GHTF A/B/C] except for implant equipment, Automotive |  | 1.0 ±0.05mm | 0.5 ±0.05mm | 0.5 ±0.05mm | C0G(EIA) | 50Vdc | 11pF | ±2% | |

Attention

1. This catalog is downloaded from the website of Murata Manufacturing Co., Ltd. Therefore, it's specifications are subject to change or our products in it may be discontinued without advance notice. Please check with our sales representatives or product engineers before ordering.

2. This catalog has only typical specifications because there is no space for detailed specifications. Therefore, please review our product specifications or consult the approval sheet for product specifications before ordering.

Ceramic Capacitors(SMD)

| Part Number | Characteristic | Specific Applications | Appearance | Length | Width | Thickness | Temperature characteristics | Rated Voltage | Capacitance | Tolerance of capacitance | Notes |
|----------------------------|----------------------|---|---|-------------|-------------|-------------|-----------------------------|---------------|-------------|--------------------------|-------|
| GRM1555C1H110JA01# NRND | 125°C max. Reflow OK | Consumer equipment, Industrial Equipment, Mobile Electronics, Medical equipment [GHTF A/B/C] except for implant equipment, |  | 1.0 ±0.05mm | 0.5 ±0.05mm | 0.5 ±0.05mm | C0G(EIA) | 50Vdc | 11pF | ±5% | |
| GRM1555C1H111GA01# NRND | 125°C max. Reflow OK | Automotive Consumer equipment, Industrial Equipment, Mobile Electronics, Medical equipment [GHTF A/B/C] except for implant equipment, |  | 1.0 ±0.05mm | 0.5 ±0.05mm | 0.5 ±0.05mm | C0G(EIA) | 50Vdc | 110pF | ±2% | |
| GRM1555C1H111JA01# NRND | 125°C max. Reflow OK | Automotive Consumer equipment, Industrial Equipment, Mobile Electronics, Medical equipment [GHTF A/B/C] except for implant equipment, |  | 1.0 ±0.05mm | 0.5 ±0.05mm | 0.5 ±0.05mm | C0G(EIA) | 50Vdc | 110pF | ±5% | |
| GRM1555C1H120FA01# NRND | 125°C max. Reflow OK | Automotive Consumer equipment, Industrial Equipment, Mobile Electronics, Medical equipment [GHTF A/B/C] except for implant equipment, |  | 1.0 ±0.05mm | 0.5 ±0.05mm | 0.5 ±0.05mm | C0G(EIA) | 50Vdc | 12pF | ±1% | |





Automotive

Attention

1. This catalog is downloaded from the website of Murata Manufacturing Co., Ltd. Therefore, it's specifications are subject to change or our products in it may be discontinued without advance notice. Please check with our sales representatives or product engineers before ordering.

2. This catalog has only typical specifications because there is no space for detailed specifications. Therefore, please review our product specifications or consult the approval sheet for product specifications before ordering.

Ceramic Capacitors(SMD)

| Part Number | Characteristic | Specific Applications | Appearance | Length | Width | Thickness | Temperature characteristics | Rated Voltage | Capacitance | Tolerance of capacitance | Notes |
|----------------------------|-----------------------|---|---|-------------|-------------|-------------|-----------------------------|---------------|-------------|--------------------------|-------|
| GRM1555C1H121FA01# NRND | 125 °C max. Reflow OK | Consumer equipment, Industrial Equipment, Mobile Electronics, Medical equipment [GHTF A/B/C] except for implant equipment, |  | 1.0 ±0.05mm | 0.5 ±0.05mm | 0.5 ±0.05mm | C0G(EIA) | 50Vdc | 120pF | ±1% | |
| GRM1555C1H130GA01# NRND | 125 °C max. Reflow OK | Automotive Consumer equipment, Industrial Equipment, Mobile Electronics, Medical equipment [GHTF A/B/C] except for implant equipment, |  | 1.0 ±0.05mm | 0.5 ±0.05mm | 0.5 ±0.05mm | C0G(EIA) | 50Vdc | 13pF | ±2% | |
| GRM1555C1H130JA01# NRND | 125 °C max. Reflow OK | Automotive Consumer equipment, Industrial Equipment, Mobile Electronics, Medical equipment [GHTF A/B/C] except for implant equipment, |  | 1.0 ±0.05mm | 0.5 ±0.05mm | 0.5 ±0.05mm | C0G(EIA) | 50Vdc | 13pF | ±5% | |
| GRM1555C1H131GA01# NRND | 125 °C max. Reflow OK | Automotive Consumer equipment, Industrial Equipment, Mobile Electronics, Medical equipment [GHTF A/B/C] except for implant equipment, |  | 1.0 ±0.05mm | 0.5 ±0.05mm | 0.5 ±0.05mm | C0G(EIA) | 50Vdc | 130pF | ±2% | |





Automotive

Attention

1. This catalog is downloaded from the website of Murata Manufacturing Co., Ltd. Therefore, it's specifications are subject to change or our products in it may be discontinued without advance notice. Please check with our sales representatives or product engineers before ordering.

2. This catalog has only typical specifications because there is no space for detailed specifications. Therefore, please review our product specifications or consult the approval sheet for product specifications before ordering.

Ceramic Capacitors(SMD)

| Part Number | Characteristic | Specific Applications | Appearance | Length | Width | Thickness | Temperature characteristics | Rated Voltage | Capacitance | Tolerance of capacitance | Notes |
|----------------------------|----------------------|---|---|-------------|-------------|-------------|-----------------------------|---------------|-------------|--------------------------|-------|
| GRM1555C1H131JA01# NRND | 125°C max. Reflow OK | Consumer equipment, Industrial Equipment, Mobile Electronics, Medical equipment [GHTF A/B/C] except for implant equipment, |  | 1.0 ±0.05mm | 0.5 ±0.05mm | 0.5 ±0.05mm | C0G(EIA) | 50Vdc | 130pF | ±5% | |
| GRM1555C1H150FA01# NRND | 125°C max. Reflow OK | Automotive Consumer equipment, Industrial Equipment, Mobile Electronics, Medical equipment [GHTF A/B/C] except for implant equipment, |  | 1.0 ±0.05mm | 0.5 ±0.05mm | 0.5 ±0.05mm | C0G(EIA) | 50Vdc | 15pF | ±1% | |
| GRM1555C1H151FA01# NRND | 125°C max. Reflow OK | Automotive Consumer equipment, Industrial Equipment, Mobile Electronics, Medical equipment [GHTF A/B/C] except for implant equipment, |  | 1.0 ±0.05mm | 0.5 ±0.05mm | 0.5 ±0.05mm | C0G(EIA) | 50Vdc | 150pF | ±1% | |
| GRM1555C1H160GA01# NRND | 125°C max. Reflow OK | Automotive Consumer equipment, Industrial Equipment, Mobile Electronics, Medical equipment [GHTF A/B/C] except for implant equipment, |  | 1.0 ±0.05mm | 0.5 ±0.05mm | 0.5 ±0.05mm | C0G(EIA) | 50Vdc | 16pF | ±2% | |





Automotive

Attention

1. This catalog is downloaded from the website of Murata Manufacturing Co., Ltd. Therefore, it's specifications are subject to change or our products in it may be discontinued without advance notice. Please check with our sales representatives or product engineers before ordering.

2. This catalog has only typical specifications because there is no space for detailed specifications. Therefore, please review our product specifications or consult the approval sheet for product specifications before ordering.

Ceramic Capacitors(SMD)

| Part Number | Characteristic | Specific Applications | Appearance | Length | Width | Thickness | Temperature characteristics | Rated Voltage | Capacitance | Tolerance of capacitance | Notes |
|----------------------------|----------------------|---|---|-------------|-------------|-------------|-----------------------------|---------------|-------------|--------------------------|-------|
| GRM1555C1H160JA01# NRND | 125°C max. Reflow OK | Consumer equipment, Industrial Equipment, Mobile Electronics, Medical equipment [GHTF A/B/C] except for implant equipment, |  | 1.0 ±0.05mm | 0.5 ±0.05mm | 0.5 ±0.05mm | C0G(EIA) | 50Vdc | 16pF | ±5% | |
| GRM1555C1H161GA01# NRND | 125°C max. Reflow OK | Automotive Consumer equipment, Industrial Equipment, Mobile Electronics, Medical equipment [GHTF A/B/C] except for implant equipment, |  | 1.0 ±0.05mm | 0.5 ±0.05mm | 0.5 ±0.05mm | C0G(EIA) | 50Vdc | 160pF | ±2% | |
| GRM1555C1H161JA01# NRND | 125°C max. Reflow OK | Automotive Consumer equipment, Industrial Equipment, Mobile Electronics, Medical equipment [GHTF A/B/C] except for implant equipment, |  | 1.0 ±0.05mm | 0.5 ±0.05mm | 0.5 ±0.05mm | C0G(EIA) | 50Vdc | 160pF | ±5% | |
| GRM1555C1H180FA01# NRND | 125°C max. Reflow OK | Automotive Consumer equipment, Industrial Equipment, Mobile Electronics, Medical equipment [GHTF A/B/C] except for implant equipment, |  | 1.0 ±0.05mm | 0.5 ±0.05mm | 0.5 ±0.05mm | C0G(EIA) | 50Vdc | 18pF | ±1% | |

Automotive





Attention

1. This catalog is downloaded from the website of Murata Manufacturing Co., Ltd. Therefore, it's specifications are subject to change or our products in it may be discontinued without advance notice. Please check with our sales representatives or product engineers before ordering.

2. This catalog has only typical specifications because there is no space for detailed specifications.

Therefore, please review our product specifications or consult the approval sheet for product specifications before ordering.

Ceramic Capacitors(SMD)

| Part Number | Characteristic | Specific Applications | Appearance | Length | Width | Thickness | Temperature characteristics | Rated Voltage | Capacitance | Tolerance of capacitance | Notes |
|----------------------------|-----------------------|---|---|-------------|-------------|-------------|-----------------------------|---------------|-------------|--------------------------|-------|
| GRM1555C1H181FA01# NRND | 125 °C max. Reflow OK | Consumer equipment, Industrial Equipment, Mobile Electronics, Medical equipment [GHTF A/B/C] except for implant equipment, |  | 1.0 ±0.05mm | 0.5 ±0.05mm | 0.5 ±0.05mm | C0G(EIA) | 50Vdc | 180pF | ±1% | |
| GRM1555C1H1R0WA01# NRND | 125 °C max. Reflow OK | Automotive Consumer equipment, Industrial Equipment, Mobile Electronics, Medical equipment [GHTF A/B/C] except for implant equipment, |  | 1.0 ±0.05mm | 0.5 ±0.05mm | 0.5 ±0.05mm | C0G(EIA) | 50Vdc | 1pF | ±0.05pF | |
| GRM1555C1H1R1BA01# NRND | 125 °C max. Reflow OK | Automotive Consumer equipment, Industrial Equipment, Mobile Electronics, Medical equipment [GHTF A/B/C] except for implant equipment, |  | 1.0 ±0.05mm | 0.5 ±0.05mm | 0.5 ±0.05mm | C0G(EIA) | 50Vdc | 1.1pF | ±0.1pF | |
| GRM1555C1H1R1CA01# NRND | 125 °C max. Reflow OK | Automotive Consumer equipment, Industrial Equipment, Mobile Electronics, Medical equipment [GHTF A/B/C] except for implant equipment, |  | 1.0 ±0.05mm | 0.5 ±0.05mm | 0.5 ±0.05mm | C0G(EIA) | 50Vdc | 1.1pF | ±0.25pF | |





Automotive

Attention

1. This catalog is downloaded from the website of Murata Manufacturing Co., Ltd. Therefore, it's specifications are subject to change or our products in it may be discontinued without advance notice. Please check with our sales representatives or product engineers before ordering.

2. This catalog has only typical specifications because there is no space for detailed specifications. Therefore, please review our product specifications or consult the approval sheet for product specifications before ordering.

Ceramic Capacitors(SMD)

| Part Number | Characteristic | Specific Applications | Appearance | Length | Width | Thickness | Temperature characteristics | Rated Voltage | Capacitance | Tolerance of capacitance | Notes |
|----------------------------|-----------------------|---|---|-------------|-------------|-------------|-----------------------------|---------------|-------------|--------------------------|-------|
| GRM1555C1H1R1WA01# NRND | 125 °C max. Reflow OK | Consumer equipment, Industrial Equipment, Mobile Electronics, Medical equipment [GHTF A/B/C] except for implant equipment, |  | 1.0 ±0.05mm | 0.5 ±0.05mm | 0.5 ±0.05mm | C0G(EIA) | 50Vdc | 1.1pF | ±0.05pF | |
| GRM1555C1H1R2WA01# NRND | 125 °C max. Reflow OK | Automotive Consumer equipment, Industrial Equipment, Mobile Electronics, Medical equipment [GHTF A/B/C] except for implant equipment, |  | 1.0 ±0.05mm | 0.5 ±0.05mm | 0.5 ±0.05mm | C0G(EIA) | 50Vdc | 1.2pF | ±0.05pF | |
| GRM1555C1H1R3BA01# NRND | 125 °C max. Reflow OK | Automotive Consumer equipment, Industrial Equipment, Mobile Electronics, Medical equipment [GHTF A/B/C] except for implant equipment, |  | 1.0 ±0.05mm | 0.5 ±0.05mm | 0.5 ±0.05mm | C0G(EIA) | 50Vdc | 1.3pF | ±0.1pF | |
| GRM1555C1H1R3CA01# NRND | 125 °C max. Reflow OK | Automotive Consumer equipment, Industrial Equipment, Mobile Electronics, Medical equipment [GHTF A/B/C] except for implant equipment, |  | 1.0 ±0.05mm | 0.5 ±0.05mm | 0.5 ±0.05mm | C0G(EIA) | 50Vdc | 1.3pF | ±0.25pF | |





Automotive

Attention

1. This catalog is downloaded from the website of Murata Manufacturing Co., Ltd. Therefore, it's specifications are subject to change or our products in it may be discontinued without advance notice. Please check with our sales representatives or product engineers before ordering.

2. This catalog has only typical specifications because there is no space for detailed specifications. Therefore, please review our product specifications or consult the approval sheet for product specifications before ordering.

Ceramic Capacitors(SMD)

| Part Number | Characteristic | Specific Applications | Appearance | Length | Width | Thickness | Temperature characteristics | Rated Voltage | Capacitance | Tolerance of capacitance | Notes |
|----------------------------|----------------------|---|---|-------------|-------------|-------------|-----------------------------|---------------|-------------|--------------------------|-------|
| GRM1555C1H1R3WA01# NRND | 125°C max. Reflow OK | Consumer equipment, Industrial Equipment, Mobile Electronics, Medical equipment [GHTF A/B/C] except for implant equipment, |  | 1.0 ±0.05mm | 0.5 ±0.05mm | 0.5 ±0.05mm | C0G(EIA) | 50Vdc | 1.3pF | ±0.05pF | |
| GRM1555C1H1R4BA01# NRND | 125°C max. Reflow OK | Automotive Consumer equipment, Industrial Equipment, Mobile Electronics, Medical equipment [GHTF A/B/C] except for implant equipment, |  | 1.0 ±0.05mm | 0.5 ±0.05mm | 0.5 ±0.05mm | C0G(EIA) | 50Vdc | 1.4pF | ±0.1pF | |
| GRM1555C1H1R4CA01# NRND | 125°C max. Reflow OK | Automotive Consumer equipment, Industrial Equipment, Mobile Electronics, Medical equipment [GHTF A/B/C] except for implant equipment, |  | 1.0 ±0.05mm | 0.5 ±0.05mm | 0.5 ±0.05mm | C0G(EIA) | 50Vdc | 1.4pF | ±0.25pF | |
| GRM1555C1H1R4WA01# NRND | 125°C max. Reflow OK | Automotive Consumer equipment, Industrial Equipment, Mobile Electronics, Medical equipment [GHTF A/B/C] except for implant equipment, |  | 1.0 ±0.05mm | 0.5 ±0.05mm | 0.5 ±0.05mm | C0G(EIA) | 50Vdc | 1.4pF | ±0.05pF | |





Automotive

Attention

1. This catalog is downloaded from the website of Murata Manufacturing Co., Ltd. Therefore, it's specifications are subject to change or our products in it may be discontinued without advance notice. Please check with our sales representatives or product engineers before ordering.

2. This catalog has only typical specifications because there is no space for detailed specifications. Therefore, please review our product specifications or consult the approval sheet for product specifications before ordering.

Ceramic Capacitors(SMD)

| Part Number | Characteristic | Specific Applications | Appearance | Length | Width | Thickness | Temperature characteristics | Rated Voltage | Capacitance | Tolerance of capacitance | Notes |
|----------------------------|-----------------------|---|---|-------------|-------------|-------------|-----------------------------|---------------|-------------|--------------------------|-------|
| GRM1555C1H1R5WA01# NRND | 125 °C max. Reflow OK | Consumer equipment, Industrial Equipment, Mobile Electronics, Medical equipment [GHTF A/B/C] except for implant equipment, |  | 1.0 ±0.05mm | 0.5 ±0.05mm | 0.5 ±0.05mm | C0G(EIA) | 50Vdc | 1.5pF | ±0.05pF | |
| GRM1555C1H1R6BA01# NRND | 125 °C max. Reflow OK | Automotive Consumer equipment, Industrial Equipment, Mobile Electronics, Medical equipment [GHTF A/B/C] except for implant equipment, |  | 1.0 ±0.05mm | 0.5 ±0.05mm | 0.5 ±0.05mm | C0G(EIA) | 50Vdc | 1.6pF | ±0.1pF | |
| GRM1555C1H1R6CA01# NRND | 125 °C max. Reflow OK | Automotive Consumer equipment, Industrial Equipment, Mobile Electronics, Medical equipment [GHTF A/B/C] except for implant equipment, |  | 1.0 ±0.05mm | 0.5 ±0.05mm | 0.5 ±0.05mm | C0G(EIA) | 50Vdc | 1.6pF | ±0.25pF | |
| GRM1555C1H1R6WA01# NRND | 125 °C max. Reflow OK | Automotive Consumer equipment, Industrial Equipment, Mobile Electronics, Medical equipment [GHTF A/B/C] except for implant equipment, |  | 1.0 ±0.05mm | 0.5 ±0.05mm | 0.5 ±0.05mm | C0G(EIA) | 50Vdc | 1.6pF | ±0.05pF | |





Automotive

Attention

1. This catalog is downloaded from the website of Murata Manufacturing Co., Ltd. Therefore, it's specifications are subject to change or our products in it may be discontinued without advance notice. Please check with our sales representatives or product engineers before ordering.

2. This catalog has only typical specifications because there is no space for detailed specifications. Therefore, please review our product specifications or consult the approval sheet for product specifications before ordering.

Ceramic Capacitors(SMD)

| Part Number | Characteristic | Specific Applications | Appearance | Length | Width | Thickness | Temperature characteristics | Rated Voltage | Capacitance | Tolerance of capacitance | Notes |
|----------------------------|-----------------------|---|---|-------------|-------------|-------------|-----------------------------|---------------|-------------|--------------------------|-------|
| GRM1555C1H1R7BA01# NRND | 125 °C max. Reflow OK | Consumer equipment, Industrial Equipment, Mobile Electronics, Medical equipment [GHTF A/B/C] except for implant equipment, |  | 1.0 ±0.05mm | 0.5 ±0.05mm | 0.5 ±0.05mm | C0G(EIA) | 50Vdc | 1.7pF | ±0.1pF | |
| GRM1555C1H1R7CA01# NRND | 125 °C max. Reflow OK | Automotive Consumer equipment, Industrial Equipment, Mobile Electronics, Medical equipment [GHTF A/B/C] except for implant equipment, |  | 1.0 ±0.05mm | 0.5 ±0.05mm | 0.5 ±0.05mm | C0G(EIA) | 50Vdc | 1.7pF | ±0.25pF | |
| GRM1555C1H1R7WA01# NRND | 125 °C max. Reflow OK | Automotive Consumer equipment, Industrial Equipment, Mobile Electronics, Medical equipment [GHTF A/B/C] except for implant equipment, |  | 1.0 ±0.05mm | 0.5 ±0.05mm | 0.5 ±0.05mm | C0G(EIA) | 50Vdc | 1.7pF | ±0.05pF | |
| GRM1555C1H1R8WA01# NRND | 125 °C max. Reflow OK | Automotive Consumer equipment, Industrial Equipment, Mobile Electronics, Medical equipment [GHTF A/B/C] except for implant equipment, |  | 1.0 ±0.05mm | 0.5 ±0.05mm | 0.5 ±0.05mm | C0G(EIA) | 50Vdc | 1.8pF | ±0.05pF | |





Automotive

Attention

1. This catalog is downloaded from the website of Murata Manufacturing Co., Ltd. Therefore, it's specifications are subject to change or our products in it may be discontinued without advance notice. Please check with our sales representatives or product engineers before ordering.

2. This catalog has only typical specifications because there is no space for detailed specifications. Therefore, please review our product specifications or consult the approval sheet for product specifications before ordering.

Ceramic Capacitors(SMD)

| Part Number | Characteristic | Specific Applications | Appearance | Length | Width | Thickness | Temperature characteristics | Rated Voltage | Capacitance | Tolerance of capacitance | Notes |
|----------------------------|-----------------------|---|---|-------------|-------------|-------------|-----------------------------|---------------|-------------|--------------------------|-------|
| GRM1555C1H1R9BA01# NRND | 125 °C max. Reflow OK | Consumer equipment, Industrial Equipment, Mobile Electronics, Medical equipment [GHTF A/B/C] except for implant equipment, |  | 1.0 ±0.05mm | 0.5 ±0.05mm | 0.5 ±0.05mm | C0G(EIA) | 50Vdc | 1.9pF | ±0.1pF | |
| GRM1555C1H1R9CA01# NRND | 125 °C max. Reflow OK | Automotive Consumer equipment, Industrial Equipment, Mobile Electronics, Medical equipment [GHTF A/B/C] except for implant equipment, |  | 1.0 ±0.05mm | 0.5 ±0.05mm | 0.5 ±0.05mm | C0G(EIA) | 50Vdc | 1.9pF | ±0.25pF | |
| GRM1555C1H1R9WA01# NRND | 125 °C max. Reflow OK | Automotive Consumer equipment, Industrial Equipment, Mobile Electronics, Medical equipment [GHTF A/B/C] except for implant equipment, |  | 1.0 ±0.05mm | 0.5 ±0.05mm | 0.5 ±0.05mm | C0G(EIA) | 50Vdc | 1.9pF | ±0.05pF | |
| GRM1555C1H200GA01# NRND | 125 °C max. Reflow OK | Automotive Consumer equipment, Industrial Equipment, Mobile Electronics, Medical equipment [GHTF A/B/C] except for implant equipment, |  | 1.0 ±0.05mm | 0.5 ±0.05mm | 0.5 ±0.05mm | C0G(EIA) | 50Vdc | 20pF | ±2% | |





Automotive

Attention

1. This catalog is downloaded from the website of Murata Manufacturing Co., Ltd. Therefore, it's specifications are subject to change or our products in it may be discontinued without advance notice. Please check with our sales representatives or product engineers before ordering.

2. This catalog has only typical specifications because there is no space for detailed specifications. Therefore, please review our product specifications or consult the approval sheet for product specifications before ordering.

Ceramic Capacitors(SMD)

| Part Number | Characteristic | Specific Applications | Appearance | Length | Width | Thickness | Temperature characteristics | Rated Voltage | Capacitance | Tolerance of capacitance | Notes |
|----------------------------|----------------------|---|---|-------------|-------------|-------------|-----------------------------|---------------|-------------|--------------------------|-------|
| GRM1555C1H200JA01# NRND | 125°C max. Reflow OK | Consumer equipment, Industrial Equipment, Mobile Electronics, Medical equipment [GHTF A/B/C] except for implant equipment, |  | 1.0 ±0.05mm | 0.5 ±0.05mm | 0.5 ±0.05mm | C0G(EIA) | 50Vdc | 20pF | ±5% | |
| GRM1555C1H201GA01# NRND | 125°C max. Reflow OK | Automotive Consumer equipment, Industrial Equipment, Mobile Electronics, Medical equipment [GHTF A/B/C] except for implant equipment, |  | 1.0 ±0.05mm | 0.5 ±0.05mm | 0.5 ±0.05mm | C0G(EIA) | 50Vdc | 200pF | ±2% | |
| GRM1555C1H201JA01# NRND | 125°C max. Reflow OK | Automotive Consumer equipment, Industrial Equipment, Mobile Electronics, Medical equipment [GHTF A/B/C] except for implant equipment, |  | 1.0 ±0.05mm | 0.5 ±0.05mm | 0.5 ±0.05mm | C0G(EIA) | 50Vdc | 200pF | ±5% | |
| GRM1555C1H220FA01# NRND | 125°C max. Reflow OK | Automotive Consumer equipment, Industrial Equipment, Mobile Electronics, Medical equipment [GHTF A/B/C] except for implant equipment, |  | 1.0 ±0.05mm | 0.5 ±0.05mm | 0.5 ±0.05mm | C0G(EIA) | 50Vdc | 22pF | ±1% | |





Automotive

Attention

1. This catalog is downloaded from the website of Murata Manufacturing Co., Ltd. Therefore, it's specifications are subject to change or our products in it may be discontinued without advance notice. Please check with our sales representatives or product engineers before ordering.

2. This catalog has only typical specifications because there is no space for detailed specifications. Therefore, please review our product specifications or consult the approval sheet for product specifications before ordering.

Ceramic Capacitors(SMD)





| Part Number | Characteristic | Specific Applications | Appearance | Length | Width | Thickness | Temperature characteristics | Rated Voltage | Capacitance | Tolerance of capacitance | Notes |
|----------------------------|-----------------------|--|---|-------------|-------------|-------------|-----------------------------|---------------|-------------|--------------------------|-------|
| GRM1555C1H221FA01# NRND | 125 °C max. Reflow OK | Consumer equipment, Industrial Equipment, Mobile Electronics, Medical equipment [GHTF A/B/C] except for implant equipment, |  | 1.0 ±0.05mm | 0.5 ±0.05mm | 0.5 ±0.05mm | C0G(EIA) | 50Vdc | 220pF | ±1% | |
| GRM1555C1H240GA01# NRND | 125 °C max. Reflow OK | Automotive Consumer equipment, Industrial Equipment, Mobile Electronics, Medical equipment [GHTF A/B/C] except for implant equipment, |  | 1.0 ±0.05mm | 0.5 ±0.05mm | 0.5 ±0.05mm | C0G(EIA) | 50Vdc | 24pF | ±2% | |
| GRM1555C1H240JA01# NRND | 125 °C max. Reflow OK | Automotive Consumer equipment, Industrial Equipment, Mobile Electronics, Medical equipment [GHTF A/B/C] except for implant equipment, |  | 1.0 ±0.05mm | 0.5 ±0.05mm | 0.5 ±0.05mm | C0G(EIA) | 50Vdc | 24pF | ±5% | |
| GRM1555C1H241GA01# NRND | 125 °C max. Reflow OK | Automotive Consumer equipment, Industrial Equipment, Mobile Electronics, Medical equipment [GHTF A/B/C] except for implant equipment, Automotive |  | 1.0 ±0.05mm | 0.5 ±0.05mm | 0.5 ±0.05mm | C0G(EIA) | 50Vdc | 240pF | ±2% | |

Attention

1. This catalog is downloaded from the website of Murata Manufacturing Co., Ltd. Therefore, it's specifications are subject to change or our products in it may be discontinued without advance notice. Please check with our sales representatives or product engineers before ordering.

2. This catalog has only typical specifications because there is no space for detailed specifications. Therefore, please review our product specifications or consult the approval sheet for product specifications before ordering.

Ceramic Capacitors(SMD)

| Part Number | Characteristic | Specific Applications | Appearance | Length | Width | Thickness | Temperature characteristics | Rated Voltage | Capacitance | Tolerance of capacitance | Notes |
|----------------------------|-----------------------|---|---|-------------|-------------|-------------|-----------------------------|---------------|-------------|--------------------------|-------|
| GRM1555C1H241JA01# NRND | 125 °C max. Reflow OK | Consumer equipment, Industrial Equipment, Mobile Electronics, Medical equipment [GHTF A/B/C] except for implant equipment, |  | 1.0 ±0.05mm | 0.5 ±0.05mm | 0.5 ±0.05mm | C0G(EIA) | 50Vdc | 240pF | ±5% | |
| GRM1555C1H270FA01# NRND | 125 °C max. Reflow OK | Automotive Consumer equipment, Industrial Equipment, Mobile Electronics, Medical equipment [GHTF A/B/C] except for implant equipment, |  | 1.0 ±0.05mm | 0.5 ±0.05mm | 0.5 ±0.05mm | C0G(EIA) | 50Vdc | 27pF | ±1% | |
| GRM1555C1H2R0BA01# NRND | 125 °C max. Reflow OK | Automotive Consumer equipment, Industrial Equipment, Mobile Electronics, Medical equipment [GHTF A/B/C] except for implant equipment, |  | 1.0 ±0.05mm | 0.5 ±0.05mm | 0.5 ±0.05mm | C0G(EIA) | 50Vdc | 2pF | ±0.1pF | |
| GRM1555C1H2R0CA01# NRND | 125 °C max. Reflow OK | Automotive Consumer equipment, Industrial Equipment, Mobile Electronics, Medical equipment [GHTF A/B/C] except for implant equipment, |  | 1.0 ±0.05mm | 0.5 ±0.05mm | 0.5 ±0.05mm | C0G(EIA) | 50Vdc | 2pF | ±0.25pF | |

Automotive





Attention

1. This catalog is downloaded from the website of Murata Manufacturing Co., Ltd. Therefore, it's specifications are subject to change or our products in it may be discontinued without advance notice. Please check with our sales representatives or product engineers before ordering.

2. This catalog has only typical specifications because there is no space for detailed specifications.

Therefore, please review our product specifications or consult the approval sheet for product specifications before ordering.

Ceramic Capacitors(SMD)

| Part Number | Characteristic | Specific Applications | Appearance | Length | Width | Thickness | Temperature characteristics | Rated Voltage | Capacitance | Tolerance of capacitance | Notes |
|----------------------------|-----------------------|---|---|-------------|-------------|-------------|-----------------------------|---------------|-------------|--------------------------|-------|
| GRM1555C1H2R0WA01# NRND | 125 °C max. Reflow OK | Consumer equipment, Industrial Equipment, Mobile Electronics, Medical equipment [GHTF A/B/C] except for implant equipment, |  | 1.0 ±0.05mm | 0.5 ±0.05mm | 0.5 ±0.05mm | C0G(EIA) | 50Vdc | 2pF | ±0.05pF | |
| GRM1555C1H2R1BA01# NRND | 125 °C max. Reflow OK | Automotive Consumer equipment, Industrial Equipment, Mobile Electronics, Medical equipment [GHTF A/B/C] except for implant equipment, |  | 1.0 ±0.05mm | 0.5 ±0.05mm | 0.5 ±0.05mm | C0G(EIA) | 50Vdc | 2.1pF | ±0.1pF | |
| GRM1555C1H2R1CA01# NRND | 125 °C max. Reflow OK | Automotive Consumer equipment, Industrial Equipment, Mobile Electronics, Medical equipment [GHTF A/B/C] except for implant equipment, |  | 1.0 ±0.05mm | 0.5 ±0.05mm | 0.5 ±0.05mm | C0G(EIA) | 50Vdc | 2.1pF | ±0.25pF | |
| GRM1555C1H2R1WA01# NRND | 125 °C max. Reflow OK | Automotive Consumer equipment, Industrial Equipment, Mobile Electronics, Medical equipment [GHTF A/B/C] except for implant equipment, |  | 1.0 ±0.05mm | 0.5 ±0.05mm | 0.5 ±0.05mm | C0G(EIA) | 50Vdc | 2.1pF | ±0.05pF | |





Automotive

Attention

1. This catalog is downloaded from the website of Murata Manufacturing Co., Ltd. Therefore, it's specifications are subject to change or our products in it may be discontinued without advance notice. Please check with our sales representatives or product engineers before ordering.

2. This catalog has only typical specifications because there is no space for detailed specifications. Therefore, please review our product specifications or consult the approval sheet for product specifications before ordering.

Ceramic Capacitors(SMD)

| Part Number | Characteristic | Specific Applications | Appearance | Length | Width | Thickness | Temperature characteristics | Rated Voltage | Capacitance | Tolerance of capacitance | Notes |
|----------------------------|-----------------------|---|---|-------------|-------------|-------------|-----------------------------|---------------|-------------|--------------------------|-------|
| GRM1555C1H2R2WA01# NRND | 125 °C max. Reflow OK | Consumer equipment, Industrial Equipment, Mobile Electronics, Medical equipment [GHTF A/B/C] except for implant equipment, |  | 1.0 ±0.05mm | 0.5 ±0.05mm | 0.5 ±0.05mm | C0G(EIA) | 50Vdc | 2.2pF | ±0.05pF | |
| GRM1555C1H2R3BA01# NRND | 125 °C max. Reflow OK | Automotive Consumer equipment, Industrial Equipment, Mobile Electronics, Medical equipment [GHTF A/B/C] except for implant equipment, |  | 1.0 ±0.05mm | 0.5 ±0.05mm | 0.5 ±0.05mm | C0G(EIA) | 50Vdc | 2.3pF | ±0.1pF | |
| GRM1555C1H2R3CA01# NRND | 125 °C max. Reflow OK | Automotive Consumer equipment, Industrial Equipment, Mobile Electronics, Medical equipment [GHTF A/B/C] except for implant equipment, |  | 1.0 ±0.05mm | 0.5 ±0.05mm | 0.5 ±0.05mm | C0G(EIA) | 50Vdc | 2.3pF | ±0.25pF | |
| GRM1555C1H2R3WA01# NRND | 125 °C max. Reflow OK | Automotive Consumer equipment, Industrial Equipment, Mobile Electronics, Medical equipment [GHTF A/B/C] except for implant equipment, |  | 1.0 ±0.05mm | 0.5 ±0.05mm | 0.5 ±0.05mm | C0G(EIA) | 50Vdc | 2.3pF | ±0.05pF | |





Automotive

Attention

1. This catalog is downloaded from the website of Murata Manufacturing Co., Ltd. Therefore, it's specifications are subject to change or our products in it may be discontinued without advance notice. Please check with our sales representatives or product engineers before ordering.

2. This catalog has only typical specifications because there is no space for detailed specifications. Therefore, please review our product specifications or consult the approval sheet for product specifications before ordering.

Ceramic Capacitors(SMD)

| Part Number | Characteristic | Specific Applications | Appearance | Length | Width | Thickness | Temperature characteristics | Rated Voltage | Capacitance | Tolerance of capacitance | Notes |
|----------------------------|-----------------------|---|---|-------------|-------------|-------------|-----------------------------|---------------|-------------|--------------------------|-------|
| GRM1555C1H2R4BA01# NRND | 125 °C max. Reflow OK | Consumer equipment, Industrial Equipment, Mobile Electronics, Medical equipment [GHTF A/B/C] except for implant equipment, |  | 1.0 ±0.05mm | 0.5 ±0.05mm | 0.5 ±0.05mm | C0G(EIA) | 50Vdc | 2.4pF | ±0.1pF | |
| GRM1555C1H2R4CA01# NRND | 125 °C max. Reflow OK | Automotive Consumer equipment, Industrial Equipment, Mobile Electronics, Medical equipment [GHTF A/B/C] except for implant equipment, |  | 1.0 ±0.05mm | 0.5 ±0.05mm | 0.5 ±0.05mm | C0G(EIA) | 50Vdc | 2.4pF | ±0.25pF | |
| GRM1555C1H2R4WA01# NRND | 125 °C max. Reflow OK | Automotive Consumer equipment, Industrial Equipment, Mobile Electronics, Medical equipment [GHTF A/B/C] except for implant equipment, |  | 1.0 ±0.05mm | 0.5 ±0.05mm | 0.5 ±0.05mm | C0G(EIA) | 50Vdc | 2.4pF | ±0.05pF | |
| GRM1555C1H2R5BA01# NRND | 125 °C max. Reflow OK | Automotive Consumer equipment, Industrial Equipment, Mobile Electronics, Medical equipment [GHTF A/B/C] except for implant equipment, |  | 1.0 ±0.05mm | 0.5 ±0.05mm | 0.5 ±0.05mm | C0G(EIA) | 50Vdc | 2.5pF | ±0.1pF | |





Automotive

Attention

1. This catalog is downloaded from the website of Murata Manufacturing Co., Ltd. Therefore, it's specifications are subject to change or our products in it may be discontinued without advance notice. Please check with our sales representatives or product engineers before ordering.

2. This catalog has only typical specifications because there is no space for detailed specifications. Therefore, please review our product specifications or consult the approval sheet for product specifications before ordering.

Ceramic Capacitors(SMD)

| Part Number | Characteristic | Specific Applications | Appearance | Length | Width | Thickness | Temperature characteristics | Rated Voltage | Capacitance | Tolerance of capacitance | Notes |
|----------------------------|-----------------------|---|---|-------------|-------------|-------------|-----------------------------|---------------|-------------|--------------------------|-------|
| GRM1555C1H2R5CA01# NRND | 125 °C max. Reflow OK | Consumer equipment, Industrial Equipment, Mobile Electronics, Medical equipment [GHTF A/B/C] except for implant equipment, |  | 1.0 ±0.05mm | 0.5 ±0.05mm | 0.5 ±0.05mm | C0G(EIA) | 50Vdc | 2.5pF | ±0.25pF | |
| GRM1555C1H2R5WA01# NRND | 125 °C max. Reflow OK | Automotive Consumer equipment, Industrial Equipment, Mobile Electronics, Medical equipment [GHTF A/B/C] except for implant equipment, |  | 1.0 ±0.05mm | 0.5 ±0.05mm | 0.5 ±0.05mm | C0G(EIA) | 50Vdc | 2.5pF | ±0.05pF | |
| GRM1555C1H2R6BA01# NRND | 125 °C max. Reflow OK | Automotive Consumer equipment, Industrial Equipment, Mobile Electronics, Medical equipment [GHTF A/B/C] except for implant equipment, |  | 1.0 ±0.05mm | 0.5 ±0.05mm | 0.5 ±0.05mm | C0G(EIA) | 50Vdc | 2.6pF | ±0.1pF | |
| GRM1555C1H2R6CA01# NRND | 125 °C max. Reflow OK | Automotive Consumer equipment, Industrial Equipment, Mobile Electronics, Medical equipment [GHTF A/B/C] except for implant equipment, |  | 1.0 ±0.05mm | 0.5 ±0.05mm | 0.5 ±0.05mm | C0G(EIA) | 50Vdc | 2.6pF | ±0.25pF | |





Automotive

Attention

1. This catalog is downloaded from the website of Murata Manufacturing Co., Ltd. Therefore, it's specifications are subject to change or our products in it may be discontinued without advance notice. Please check with our sales representatives or product engineers before ordering.

2. This catalog has only typical specifications because there is no space for detailed specifications. Therefore, please review our product specifications or consult the approval sheet for product specifications before ordering.





Ceramic Capacitors(SMD)

| Part Number | Characteristic | Specific Applications | Appearance | Length | Width | Thickness | Temperature characteristics | Rated Voltage | Capacitance | Tolerance of capacitance | Notes |
|----------------------------|-----------------------|---|---|-------------|-------------|-------------|-----------------------------|---------------|-------------|--------------------------|-------|
| GRM1555C1H2R6WA01# NRND | 125 °C max. Reflow OK | Consumer equipment, Industrial Equipment, Mobile Electronics, Medical equipment [GHTF A/B/C] except for implant equipment, |  | 1.0 ±0.05mm | 0.5 ±0.05mm | 0.5 ±0.05mm | C0G(EIA) | 50Vdc | 2.6pF | ±0.05pF | |
| GRM1555C1H2R7WA01# NRND | 125 °C max. Reflow OK | Automotive Consumer equipment, Industrial Equipment, Mobile Electronics, Medical equipment [GHTF A/B/C] except for implant equipment, |  | 1.0 ±0.05mm | 0.5 ±0.05mm | 0.5 ±0.05mm | C0G(EIA) | 50Vdc | 2.7pF | ±0.05pF | |
| GRM1555C1H2R8BA01# NRND | 125 °C max. Reflow OK | Automotive Consumer equipment, Industrial Equipment, Mobile Electronics, Medical equipment [GHTF A/B/C] except for implant equipment, |  | 1.0 ±0.05mm | 0.5 ±0.05mm | 0.5 ±0.05mm | C0G(EIA) | 50Vdc | 2.8pF | ±0.1pF | |
| GRM1555C1H2R8CA01# NRND | 125 °C max. Reflow OK | Automotive Consumer equipment, Industrial Equipment, Mobile Electronics, Medical equipment [GHTF A/B/C] except for implant equipment, |  | 1.0 ±0.05mm | 0.5 ±0.05mm | 0.5 ±0.05mm | C0G(EIA) | 50Vdc | 2.8pF | ±0.25pF | |

Automotive

Attention
1. This catalog is downloaded from the website of Murata Manufacturing Co., Ltd. Therefore, it's specifications are subject to change or our products in it may be discontinued without advance notice. Please check with our sales representatives or product engineers before ordering.
2. This catalog has only typical specifications because there is no space for detailed specifications.
Therefore, please review our product specifications or consult the approval sheet for product specifications before ordering.

Ceramic Capacitors(SMD)

| Part Number | Characteristic | Specific Applications | Appearance | Length | Width | Thickness | Temperature characteristics | Rated Voltage | Capacitance | Tolerance of capacitance | Notes |
|----------------------------|-----------------------|---|---|-------------|-------------|-------------|-----------------------------|---------------|-------------|--------------------------|-------|
| GRM1555C1H2R8WA01# NRND | 125 °C max. Reflow OK | Consumer equipment, Industrial Equipment, Mobile Electronics, Medical equipment [GHTF A/B/C] except for implant equipment, |  | 1.0 ±0.05mm | 0.5 ±0.05mm | 0.5 ±0.05mm | C0G(EIA) | 50Vdc | 2.8pF | ±0.05pF | |
| GRM1555C1H2R9BA01# NRND | 125 °C max. Reflow OK | Automotive Consumer equipment, Industrial Equipment, Mobile Electronics, Medical equipment [GHTF A/B/C] except for implant equipment, |  | 1.0 ±0.05mm | 0.5 ±0.05mm | 0.5 ±0.05mm | C0G(EIA) | 50Vdc | 2.9pF | ±0.1pF | |
| GRM1555C1H2R9CA01# NRND | 125 °C max. Reflow OK | Automotive Consumer equipment, Industrial Equipment, Mobile Electronics, Medical equipment [GHTF A/B/C] except for implant equipment, |  | 1.0 ±0.05mm | 0.5 ±0.05mm | 0.5 ±0.05mm | C0G(EIA) | 50Vdc | 2.9pF | ±0.25pF | |
| GRM1555C1H2R9WA01# NRND | 125 °C max. Reflow OK | Automotive Consumer equipment, Industrial Equipment, Mobile Electronics, Medical equipment [GHTF A/B/C] except for implant equipment, |  | 1.0 ±0.05mm | 0.5 ±0.05mm | 0.5 ±0.05mm | C0G(EIA) | 50Vdc | 2.9pF | ±0.05pF | |





Automotive

Attention

1. This catalog is downloaded from the website of Murata Manufacturing Co., Ltd. Therefore, it's specifications are subject to change or our products in it may be discontinued without advance notice. Please check with our sales representatives or product engineers before ordering.

2. This catalog has only typical specifications because there is no space for detailed specifications. Therefore, please review our product specifications or consult the approval sheet for product specifications before ordering.

Ceramic Capacitors(SMD)

| Part Number | Characteristic | Specific Applications | Appearance | Length | Width | Thickness | Temperature characteristics | Rated Voltage | Capacitance | Tolerance of capacitance | Notes |
|----------------------------|-----------------------|---|---|-------------|-------------|-------------|-----------------------------|---------------|-------------|--------------------------|-------|
| GRM1555C1H300GA01# NRND | 125 °C max. Reflow OK | Consumer equipment, Industrial Equipment, Mobile Electronics, Medical equipment [GHTF A/B/C] except for implant equipment, |  | 1.0 ±0.05mm | 0.5 ±0.05mm | 0.5 ±0.05mm | C0G(EIA) | 50Vdc | 30pF | ±2% | |
| GRM1555C1H300JA01# NRND | 125 °C max. Reflow OK | Automotive Consumer equipment, Industrial Equipment, Mobile Electronics, Medical equipment [GHTF A/B/C] except for implant equipment, |  | 1.0 ±0.05mm | 0.5 ±0.05mm | 0.5 ±0.05mm | C0G(EIA) | 50Vdc | 30pF | ±5% | |
| GRM1555C1H301GA01# NRND | 125 °C max. Reflow OK | Automotive Consumer equipment, Industrial Equipment, Mobile Electronics, Medical equipment [GHTF A/B/C] except for implant equipment, |  | 1.0 ±0.05mm | 0.5 ±0.05mm | 0.5 ±0.05mm | C0G(EIA) | 50Vdc | 300pF | ±2% | |
| GRM1555C1H301JA01# NRND | 125 °C max. Reflow OK | Automotive Consumer equipment, Industrial Equipment, Mobile Electronics, Medical equipment [GHTF A/B/C] except for implant equipment, |  | 1.0 ±0.05mm | 0.5 ±0.05mm | 0.5 ±0.05mm | C0G(EIA) | 50Vdc | 300pF | ±5% | |





Automotive

Attention

1. This catalog is downloaded from the website of Murata Manufacturing Co., Ltd. Therefore, it's specifications are subject to change or our products in it may be discontinued without advance notice. Please check with our sales representatives or product engineers before ordering.

2. This catalog has only typical specifications because there is no space for detailed specifications. Therefore, please review our product specifications or consult the approval sheet for product specifications before ordering.

Ceramic Capacitors(SMD)





| Part Number | Characteristic | Specific Applications | Appearance | Length | Width | Thickness | Temperature characteristics | Rated Voltage | Capacitance | Tolerance of capacitance | Notes |
|----------------------------|-----------------------|--|---|-------------|-------------|-------------|-----------------------------|---------------|-------------|--------------------------|-------|
| GRM1555C1H330FA01# NRND | 125 °C max. Reflow OK | Consumer equipment, Industrial Equipment, Mobile Electronics, Medical equipment [GHTF A/B/C] except for implant equipment, |  | 1.0 ±0.05mm | 0.5 ±0.05mm | 0.5 ±0.05mm | C0G(EIA) | 50Vdc | 33pF | ±1% | |
| GRM1555C1H360GA01# NRND | 125 °C max. Reflow OK | Automotive Consumer equipment, Industrial Equipment, Mobile Electronics, Medical equipment [GHTF A/B/C] except for implant equipment, |  | 1.0 ±0.05mm | 0.5 ±0.05mm | 0.5 ±0.05mm | C0G(EIA) | 50Vdc | 36pF | ±2% | |
| GRM1555C1H360JA01# NRND | 125 °C max. Reflow OK | Automotive Consumer equipment, Industrial Equipment, Mobile Electronics, Medical equipment [GHTF A/B/C] except for implant equipment, |  | 1.0 ±0.05mm | 0.5 ±0.05mm | 0.5 ±0.05mm | C0G(EIA) | 50Vdc | 36pF | ±5% | |
| GRM1555C1H361GA01# NRND | 125 °C max. Reflow OK | Automotive Consumer equipment, Industrial Equipment, Mobile Electronics, Medical equipment [GHTF A/B/C] except for implant equipment, Automotive |  | 1.0 ±0.05mm | 0.5 ±0.05mm | 0.5 ±0.05mm | C0G(EIA) | 50Vdc | 360pF | ±2% | |

Attention

1. This catalog is downloaded from the website of Murata Manufacturing Co., Ltd. Therefore, it's specifications are subject to change or our products in it may be discontinued without advance notice. Please check with our sales representatives or product engineers before ordering.

2. This catalog has only typical specifications because there is no space for detailed specifications. Therefore, please review our product specifications or consult the approval sheet for product specifications before ordering.

Ceramic Capacitors(SMD)

| Part Number | Characteristic | Specific Applications | Appearance | Length | Width | Thickness | Temperature characteristics | Rated Voltage | Capacitance | Tolerance of capacitance | Notes |
|----------------------------|-----------------------|---|---|-------------|-------------|-------------|-----------------------------|---------------|-------------|--------------------------|-------|
| GRM1555C1H361JA01# NRND | 125 °C max. Reflow OK | Consumer equipment, Industrial Equipment, Mobile Electronics, Medical equipment [GHTF A/B/C] except for implant equipment, |  | 1.0 ±0.05mm | 0.5 ±0.05mm | 0.5 ±0.05mm | C0G(EIA) | 50Vdc | 360pF | ±5% | |
| GRM1555C1H390FA01# NRND | 125 °C max. Reflow OK | Automotive Consumer equipment, Industrial Equipment, Mobile Electronics, Medical equipment [GHTF A/B/C] except for implant equipment, |  | 1.0 ±0.05mm | 0.5 ±0.05mm | 0.5 ±0.05mm | C0G(EIA) | 50Vdc | 39pF | ±1% | |
| GRM1555C1H3R0BA01# NRND | 125 °C max. Reflow OK | Automotive Consumer equipment, Industrial Equipment, Mobile Electronics, Medical equipment [GHTF A/B/C] except for implant equipment, |  | 1.0 ±0.05mm | 0.5 ±0.05mm | 0.5 ±0.05mm | C0G(EIA) | 50Vdc | 3pF | ±0.1pF | |
| GRM1555C1H3R0CA01# NRND | 125 °C max. Reflow OK | Automotive Consumer equipment, Industrial Equipment, Mobile Electronics, Medical equipment [GHTF A/B/C] except for implant equipment, |  | 1.0 ±0.05mm | 0.5 ±0.05mm | 0.5 ±0.05mm | C0G(EIA) | 50Vdc | 3pF | ±0.25pF | |





Automotive

Attention

1. This catalog is downloaded from the website of Murata Manufacturing Co., Ltd. Therefore, it's specifications are subject to change or our products in it may be discontinued without advance notice. Please check with our sales representatives or product engineers before ordering.

2. This catalog has only typical specifications because there is no space for detailed specifications. Therefore, please review our product specifications or consult the approval sheet for product specifications before ordering.

Ceramic Capacitors(SMD)

| Part Number | Characteristic | Specific Applications | Appearance | Length | Width | Thickness | Temperature characteristics | Rated Voltage | Capacitance | Tolerance of capacitance | Notes |
|----------------------------|-----------------------|---|---|-------------|-------------|-------------|-----------------------------|---------------|-------------|--------------------------|-------|
| GRM1555C1H3R0WA01# NRND | 125 °C max. Reflow OK | Consumer equipment, Industrial Equipment, Mobile Electronics, Medical equipment [GHTF A/B/C] except for implant equipment, |  | 1.0 ±0.05mm | 0.5 ±0.05mm | 0.5 ±0.05mm | C0G(EIA) | 50Vdc | 3pF | ±0.05pF | |
| GRM1555C1H3R1BA01# NRND | 125 °C max. Reflow OK | Automotive Consumer equipment, Industrial Equipment, Mobile Electronics, Medical equipment [GHTF A/B/C] except for implant equipment, |  | 1.0 ±0.05mm | 0.5 ±0.05mm | 0.5 ±0.05mm | C0G(EIA) | 50Vdc | 3.1pF | ±0.1pF | |
| GRM1555C1H3R1CA01# NRND | 125 °C max. Reflow OK | Automotive Consumer equipment, Industrial Equipment, Mobile Electronics, Medical equipment [GHTF A/B/C] except for implant equipment, |  | 1.0 ±0.05mm | 0.5 ±0.05mm | 0.5 ±0.05mm | C0G(EIA) | 50Vdc | 3.1pF | ±0.25pF | |
| GRM1555C1H3R1WA01# NRND | 125 °C max. Reflow OK | Automotive Consumer equipment, Industrial Equipment, Mobile Electronics, Medical equipment [GHTF A/B/C] except for implant equipment, |  | 1.0 ±0.05mm | 0.5 ±0.05mm | 0.5 ±0.05mm | C0G(EIA) | 50Vdc | 3.1pF | ±0.05pF | |





Automotive

Attention

1. This catalog is downloaded from the website of Murata Manufacturing Co., Ltd. Therefore, it's specifications are subject to change or our products in it may be discontinued without advance notice. Please check with our sales representatives or product engineers before ordering.

2. This catalog has only typical specifications because there is no space for detailed specifications. Therefore, please review our product specifications or consult the approval sheet for product specifications before ordering.

Ceramic Capacitors(SMD)

| Part Number | Characteristic | Specific Applications | Appearance | Length | Width | Thickness | Temperature characteristics | Rated Voltage | Capacitance | Tolerance of capacitance | Notes |
|----------------------------|-----------------------|---|---|-------------|-------------|-------------|-----------------------------|---------------|-------------|--------------------------|-------|
| GRM1555C1H3R2BA01# NRND | 125 °C max. Reflow OK | Consumer equipment, Industrial Equipment, Mobile Electronics, Medical equipment [GHTF A/B/C] except for implant equipment, |  | 1.0 ±0.05mm | 0.5 ±0.05mm | 0.5 ±0.05mm | C0G(EIA) | 50Vdc | 3.2pF | ±0.1pF | |
| GRM1555C1H3R2CA01# NRND | 125 °C max. Reflow OK | Automotive Consumer equipment, Industrial Equipment, Mobile Electronics, Medical equipment [GHTF A/B/C] except for implant equipment, |  | 1.0 ±0.05mm | 0.5 ±0.05mm | 0.5 ±0.05mm | C0G(EIA) | 50Vdc | 3.2pF | ±0.25pF | |
| GRM1555C1H3R2WA01# NRND | 125 °C max. Reflow OK | Automotive Consumer equipment, Industrial Equipment, Mobile Electronics, Medical equipment [GHTF A/B/C] except for implant equipment, |  | 1.0 ±0.05mm | 0.5 ±0.05mm | 0.5 ±0.05mm | C0G(EIA) | 50Vdc | 3.2pF | ±0.05pF | |
| GRM1555C1H3R3WA01# NRND | 125 °C max. Reflow OK | Automotive Consumer equipment, Industrial Equipment, Mobile Electronics, Medical equipment [GHTF A/B/C] except for implant equipment, |  | 1.0 ±0.05mm | 0.5 ±0.05mm | 0.5 ±0.05mm | C0G(EIA) | 50Vdc | 3.3pF | ±0.05pF | |





Automotive

Attention

1. This catalog is downloaded from the website of Murata Manufacturing Co., Ltd. Therefore, it's specifications are subject to change or our products in it may be discontinued without advance notice. Please check with our sales representatives or product engineers before ordering.

2. This catalog has only typical specifications because there is no space for detailed specifications. Therefore, please review our product specifications or consult the approval sheet for product specifications before ordering.

Ceramic Capacitors(SMD)

| Part Number | Characteristic | Specific Applications | Appearance | Length | Width | Thickness | Temperature characteristics | Rated Voltage | Capacitance | Tolerance of capacitance | Notes |
|----------------------------|-----------------------|---|---|-------------|-------------|-------------|-----------------------------|---------------|-------------|--------------------------|-------|
| GRM1555C1H3R4BA01# NRND | 125 °C max. Reflow OK | Consumer equipment, Industrial Equipment, Mobile Electronics, Medical equipment [GHTF A/B/C] except for implant equipment, |  | 1.0 ±0.05mm | 0.5 ±0.05mm | 0.5 ±0.05mm | C0G(EIA) | 50Vdc | 3.4pF | ±0.1pF | |
| GRM1555C1H3R4CA01# NRND | 125 °C max. Reflow OK | Automotive Consumer equipment, Industrial Equipment, Mobile Electronics, Medical equipment [GHTF A/B/C] except for implant equipment, |  | 1.0 ±0.05mm | 0.5 ±0.05mm | 0.5 ±0.05mm | C0G(EIA) | 50Vdc | 3.4pF | ±0.25pF | |
| GRM1555C1H3R4WA01# NRND | 125 °C max. Reflow OK | Automotive Consumer equipment, Industrial Equipment, Mobile Electronics, Medical equipment [GHTF A/B/C] except for implant equipment, |  | 1.0 ±0.05mm | 0.5 ±0.05mm | 0.5 ±0.05mm | C0G(EIA) | 50Vdc | 3.4pF | ±0.05pF | |
| GRM1555C1H3R5BA01# NRND | 125 °C max. Reflow OK | Automotive Consumer equipment, Industrial Equipment, Mobile Electronics, Medical equipment [GHTF A/B/C] except for implant equipment, |  | 1.0 ±0.05mm | 0.5 ±0.05mm | 0.5 ±0.05mm | C0G(EIA) | 50Vdc | 3.5pF | ±0.1pF | |





Automotive

Attention

1. This catalog is downloaded from the website of Murata Manufacturing Co., Ltd. Therefore, it's specifications are subject to change or our products in it may be discontinued without advance notice. Please check with our sales representatives or product engineers before ordering.

2. This catalog has only typical specifications because there is no space for detailed specifications. Therefore, please review our product specifications or consult the approval sheet for product specifications before ordering.

Ceramic Capacitors(SMD)

| Part Number | Characteristic | Specific Applications | Appearance | Length | Width | Thickness | Temperature characteristics | Rated Voltage | Capacitance | Tolerance of capacitance | Notes |
|----------------------------|----------------------|---|---|-------------|-------------|-------------|-----------------------------|---------------|-------------|--------------------------|-------|
| GRM1555C1H3R5CA01# NRND | 125°C max. Reflow OK | Consumer equipment, Industrial Equipment, Mobile Electronics, Medical equipment [GHTF A/B/C] except for implant equipment, |  | 1.0 ±0.05mm | 0.5 ±0.05mm | 0.5 ±0.05mm | C0G(EIA) | 50Vdc | 3.5pF | ±0.25pF | |
| GRM1555C1H3R5WA01# NRND | 125°C max. Reflow OK | Automotive Consumer equipment, Industrial Equipment, Mobile Electronics, Medical equipment [GHTF A/B/C] except for implant equipment, |  | 1.0 ±0.05mm | 0.5 ±0.05mm | 0.5 ±0.05mm | C0G(EIA) | 50Vdc | 3.5pF | ±0.05pF | |
| GRM1555C1H3R6BA01# NRND | 125°C max. Reflow OK | Automotive Consumer equipment, Industrial Equipment, Mobile Electronics, Medical equipment [GHTF A/B/C] except for implant equipment, |  | 1.0 ±0.05mm | 0.5 ±0.05mm | 0.5 ±0.05mm | C0G(EIA) | 50Vdc | 3.6pF | ±0.1pF | |
| GRM1555C1H3R6CA01# NRND | 125°C max. Reflow OK | Automotive Consumer equipment, Industrial Equipment, Mobile Electronics, Medical equipment [GHTF A/B/C] except for implant equipment, |  | 1.0 ±0.05mm | 0.5 ±0.05mm | 0.5 ±0.05mm | C0G(EIA) | 50Vdc | 3.6pF | ±0.25pF | |





Automotive

Attention

1. This catalog is downloaded from the website of Murata Manufacturing Co., Ltd. Therefore, it's specifications are subject to change or our products in it may be discontinued without advance notice. Please check with our sales representatives or product engineers before ordering.

2. This catalog has only typical specifications because there is no space for detailed specifications. Therefore, please review our product specifications or consult the approval sheet for product specifications before ordering.

Ceramic Capacitors(SMD)

| Part Number | Characteristic | Specific Applications | Appearance | Length | Width | Thickness | Temperature characteristics | Rated Voltage | Capacitance | Tolerance of capacitance | Notes |
|----------------------------|-----------------------|---|---|-------------|-------------|-------------|-----------------------------|---------------|-------------|--------------------------|-------|
| GRM1555C1H3R6WA01# NRND | 125 °C max. Reflow OK | Consumer equipment, Industrial Equipment, Mobile Electronics, Medical equipment [GHTF A/B/C] except for implant equipment, |  | 1.0 ±0.05mm | 0.5 ±0.05mm | 0.5 ±0.05mm | C0G(EIA) | 50Vdc | 3.6pF | ±0.05pF | |
| GRM1555C1H3R7BA01# NRND | 125 °C max. Reflow OK | Automotive Consumer equipment, Industrial Equipment, Mobile Electronics, Medical equipment [GHTF A/B/C] except for implant equipment, |  | 1.0 ±0.05mm | 0.5 ±0.05mm | 0.5 ±0.05mm | C0G(EIA) | 50Vdc | 3.7pF | ±0.1pF | |
| GRM1555C1H3R7CA01# NRND | 125 °C max. Reflow OK | Automotive Consumer equipment, Industrial Equipment, Mobile Electronics, Medical equipment [GHTF A/B/C] except for implant equipment, |  | 1.0 ±0.05mm | 0.5 ±0.05mm | 0.5 ±0.05mm | C0G(EIA) | 50Vdc | 3.7pF | ±0.25pF | |
| GRM1555C1H3R7WA01# NRND | 125 °C max. Reflow OK | Automotive Consumer equipment, Industrial Equipment, Mobile Electronics, Medical equipment [GHTF A/B/C] except for implant equipment, |  | 1.0 ±0.05mm | 0.5 ±0.05mm | 0.5 ±0.05mm | C0G(EIA) | 50Vdc | 3.7pF | ±0.05pF | |





Automotive

Attention

1. This catalog is downloaded from the website of Murata Manufacturing Co., Ltd. Therefore, it's specifications are subject to change or our products in it may be discontinued without advance notice. Please check with our sales representatives or product engineers before ordering.

2. This catalog has only typical specifications because there is no space for detailed specifications. Therefore, please review our product specifications or consult the approval sheet for product specifications before ordering.

Ceramic Capacitors(SMD)

| Part Number | Characteristic | Specific Applications | Appearance | Length | Width | Thickness | Temperature characteristics | Rated Voltage | Capacitance | Tolerance of capacitance | Notes |
|----------------------------|-----------------------|---|---|-------------|-------------|-------------|-----------------------------|---------------|-------------|--------------------------|-------|
| GRM1555C1H3R8BA01# NRND | 125 °C max. Reflow OK | Consumer equipment, Industrial Equipment, Mobile Electronics, Medical equipment [GHTF A/B/C] except for implant equipment, |  | 1.0 ±0.05mm | 0.5 ±0.05mm | 0.5 ±0.05mm | C0G(EIA) | 50Vdc | 3.8pF | ±0.1pF | |
| GRM1555C1H3R8CA01# NRND | 125 °C max. Reflow OK | Automotive Consumer equipment, Industrial Equipment, Mobile Electronics, Medical equipment [GHTF A/B/C] except for implant equipment, |  | 1.0 ±0.05mm | 0.5 ±0.05mm | 0.5 ±0.05mm | C0G(EIA) | 50Vdc | 3.8pF | ±0.25pF | |
| GRM1555C1H3R8WA01# NRND | 125 °C max. Reflow OK | Automotive Consumer equipment, Industrial Equipment, Mobile Electronics, Medical equipment [GHTF A/B/C] except for implant equipment, |  | 1.0 ±0.05mm | 0.5 ±0.05mm | 0.5 ±0.05mm | C0G(EIA) | 50Vdc | 3.8pF | ±0.05pF | |
| GRM1555C1H3R9WA01# NRND | 125 °C max. Reflow OK | Automotive Consumer equipment, Industrial Equipment, Mobile Electronics, Medical equipment [GHTF A/B/C] except for implant equipment, |  | 1.0 ±0.05mm | 0.5 ±0.05mm | 0.5 ±0.05mm | C0G(EIA) | 50Vdc | 3.9pF | ±0.05pF | |





Automotive

Attention

1. This catalog is downloaded from the website of Murata Manufacturing Co., Ltd. Therefore, it's specifications are subject to change or our products in it may be discontinued without advance notice. Please check with our sales representatives or product engineers before ordering.

2. This catalog has only typical specifications because there is no space for detailed specifications. Therefore, please review our product specifications or consult the approval sheet for product specifications before ordering.

Ceramic Capacitors(SMD)

| Part Number | Characteristic | Specific Applications | Appearance | Length | Width | Thickness | Temperature characteristics | Rated Voltage | Capacitance | Tolerance of capacitance | Notes |
|----------------------------|----------------------|---|---|-------------|-------------|-------------|-----------------------------|---------------|-------------|--------------------------|-------|
| GRM1555C1H430GA01# NRND | 125°C max. Reflow OK | Consumer equipment, Industrial Equipment, Mobile Electronics, Medical equipment [GHTF A/B/C] except for implant equipment, |  | 1.0 ±0.05mm | 0.5 ±0.05mm | 0.5 ±0.05mm | C0G(EIA) | 50Vdc | 43pF | ±2% | |
| GRM1555C1H430JA01# NRND | 125°C max. Reflow OK | Automotive Consumer equipment, Industrial Equipment, Mobile Electronics, Medical equipment [GHTF A/B/C] except for implant equipment, |  | 1.0 ±0.05mm | 0.5 ±0.05mm | 0.5 ±0.05mm | C0G(EIA) | 50Vdc | 43pF | ±5% | |
| GRM1555C1H431GA01# NRND | 125°C max. Reflow OK | Automotive Consumer equipment, Industrial Equipment, Mobile Electronics, Medical equipment [GHTF A/B/C] except for implant equipment, |  | 1.0 ±0.05mm | 0.5 ±0.05mm | 0.5 ±0.05mm | C0G(EIA) | 50Vdc | 430pF | ±2% | |
| GRM1555C1H431JA01# NRND | 125°C max. Reflow OK | Automotive Consumer equipment, Industrial Equipment, Mobile Electronics, Medical equipment [GHTF A/B/C] except for implant equipment, |  | 1.0 ±0.05mm | 0.5 ±0.05mm | 0.5 ±0.05mm | C0G(EIA) | 50Vdc | 430pF | ±5% | |





Automotive

Attention

1. This catalog is downloaded from the website of Murata Manufacturing Co., Ltd. Therefore, it's specifications are subject to change or our products in it may be discontinued without advance notice. Please check with our sales representatives or product engineers before ordering.

2. This catalog has only typical specifications because there is no space for detailed specifications. Therefore, please review our product specifications or consult the approval sheet for product specifications before ordering.

Ceramic Capacitors(SMD)

| Part Number | Characteristic | Specific Applications | Appearance | Length | Width | Thickness | Temperature characteristics | Rated Voltage | Capacitance | Tolerance of capacitance | Notes |
|----------------------------|-----------------------|---|---|-------------|-------------|-------------|-----------------------------|---------------|-------------|--------------------------|-------|
| GRM1555C1H470FA01# NRND | 125 °C max. Reflow OK | Consumer equipment, Industrial Equipment, Mobile Electronics, Medical equipment [GHTF A/B/C] except for implant equipment, |  | 1.0 ±0.05mm | 0.5 ±0.05mm | 0.5 ±0.05mm | C0G(EIA) | 50Vdc | 47pF | ±1% | |
| GRM1555C1H4R0BA01# NRND | 125 °C max. Reflow OK | Automotive Consumer equipment, Industrial Equipment, Mobile Electronics, Medical equipment [GHTF A/B/C] except for implant equipment, |  | 1.0 ±0.05mm | 0.5 ±0.05mm | 0.5 ±0.05mm | C0G(EIA) | 50Vdc | 4pF | ±0.1pF | |
| GRM1555C1H4R0CA01# NRND | 125 °C max. Reflow OK | Automotive Consumer equipment, Industrial Equipment, Mobile Electronics, Medical equipment [GHTF A/B/C] except for implant equipment, |  | 1.0 ±0.05mm | 0.5 ±0.05mm | 0.5 ±0.05mm | C0G(EIA) | 50Vdc | 4pF | ±0.25pF | |
| GRM1555C1H4R0WA01# NRND | 125 °C max. Reflow OK | Automotive Consumer equipment, Industrial Equipment, Mobile Electronics, Medical equipment [GHTF A/B/C] except for implant equipment, |  | 1.0 ±0.05mm | 0.5 ±0.05mm | 0.5 ±0.05mm | C0G(EIA) | 50Vdc | 4pF | ±0.05pF | |





Automotive

Attention

1. This catalog is downloaded from the website of Murata Manufacturing Co., Ltd. Therefore, it's specifications are subject to change or our products in it may be discontinued without advance notice. Please check with our sales representatives or product engineers before ordering.

2. This catalog has only typical specifications because there is no space for detailed specifications. Therefore, please review our product specifications or consult the approval sheet for product specifications before ordering.





Ceramic Capacitors(SMD)

| Part Number | Characteristic | Specific Applications | Appearance | Length | Width | Thickness | Temperature characteristics | Rated Voltage | Capacitance | Tolerance of capacitance | Notes |
|----------------------------|----------------------|---|---|-------------|-------------|-------------|-----------------------------|---------------|-------------|--------------------------|-------|
| GRM1555C1H4R1BA01# NRND | 125°C max. Reflow OK | Consumer equipment, Industrial Equipment, Mobile Electronics, Medical equipment [GHTF A/B/C] except for implant equipment, |  | 1.0 ±0.05mm | 0.5 ±0.05mm | 0.5 ±0.05mm | C0G(EIA) | 50Vdc | 4.1pF | ±0.1pF | |
| GRM1555C1H4R1CA01# NRND | 125°C max. Reflow OK | Automotive Consumer equipment, Industrial Equipment, Mobile Electronics, Medical equipment [GHTF A/B/C] except for implant equipment, |  | 1.0 ±0.05mm | 0.5 ±0.05mm | 0.5 ±0.05mm | C0G(EIA) | 50Vdc | 4.1pF | ±0.25pF | |
| GRM1555C1H4R1WA01# NRND | 125°C max. Reflow OK | Automotive Consumer equipment, Industrial Equipment, Mobile Electronics, Medical equipment [GHTF A/B/C] except for implant equipment, |  | 1.0 ±0.05mm | 0.5 ±0.05mm | 0.5 ±0.05mm | C0G(EIA) | 50Vdc | 4.1pF | ±0.05pF | |
| GRM1555C1H4R2BA01# NRND | 125°C max. Reflow OK | Automotive Consumer equipment, Industrial Equipment, Mobile Electronics, Medical equipment [GHTF A/B/C] except for implant equipment, |  | 1.0 ±0.05mm | 0.5 ±0.05mm | 0.5 ±0.05mm | C0G(EIA) | 50Vdc | 4.2pF | ±0.1pF | |

Automotive

Attention
1. This catalog is downloaded from the website of Murata Manufacturing Co., Ltd. Therefore, it's specifications are subject to change or our products in it may be discontinued without advance notice. Please check with our sales representatives or product engineers before ordering.
2. This catalog has only typical specifications because there is no space for detailed specifications.
Therefore, please review our product specifications or consult the approval sheet for product specifications before ordering.

Ceramic Capacitors(SMD)

| Part Number | Characteristic | Specific Applications | Appearance | Length | Width | Thickness | Temperature characteristics | Rated Voltage | Capacitance | Tolerance of capacitance | Notes |
|----------------------------|----------------------|---|---|-------------|-------------|-------------|-----------------------------|---------------|-------------|--------------------------|-------|
| GRM1555C1H4R2CA01# NRND | 125°C max. Reflow OK | Consumer equipment, Industrial Equipment, Mobile Electronics, Medical equipment [GHTF A/B/C] except for implant equipment, |  | 1.0 ±0.05mm | 0.5 ±0.05mm | 0.5 ±0.05mm | C0G(EIA) | 50Vdc | 4.2pF | ±0.25pF | |
| GRM1555C1H4R2WA01# NRND | 125°C max. Reflow OK | Automotive Consumer equipment, Industrial Equipment, Mobile Electronics, Medical equipment [GHTF A/B/C] except for implant equipment, |  | 1.0 ±0.05mm | 0.5 ±0.05mm | 0.5 ±0.05mm | C0G(EIA) | 50Vdc | 4.2pF | ±0.05pF | |
| GRM1555C1H4R3BA01# NRND | 125°C max. Reflow OK | Automotive Consumer equipment, Industrial Equipment, Mobile Electronics, Medical equipment [GHTF A/B/C] except for implant equipment, |  | 1.0 ±0.05mm | 0.5 ±0.05mm | 0.5 ±0.05mm | C0G(EIA) | 50Vdc | 4.3pF | ±0.1pF | |
| GRM1555C1H4R3CA01# NRND | 125°C max. Reflow OK | Automotive Consumer equipment, Industrial Equipment, Mobile Electronics, Medical equipment [GHTF A/B/C] except for implant equipment, |  | 1.0 ±0.05mm | 0.5 ±0.05mm | 0.5 ±0.05mm | C0G(EIA) | 50Vdc | 4.3pF | ±0.25pF | |





Automotive

Attention

1. This catalog is downloaded from the website of Murata Manufacturing Co., Ltd. Therefore, it's specifications are subject to change or our products in it may be discontinued without advance notice. Please check with our sales representatives or product engineers before ordering.

2. This catalog has only typical specifications because there is no space for detailed specifications. Therefore, please review our product specifications or consult the approval sheet for product specifications before ordering.

Ceramic Capacitors(SMD)

| Part Number | Characteristic | Specific Applications | Appearance | Length | Width | Thickness | Temperature characteristics | Rated Voltage | Capacitance | Tolerance of capacitance | Notes |
|----------------------------|-----------------------|---|---|-------------|-------------|-------------|-----------------------------|---------------|-------------|--------------------------|-------|
| GRM1555C1H4R3WA01# NRND | 125 °C max. Reflow OK | Consumer equipment, Industrial Equipment, Mobile Electronics, Medical equipment [GHTF A/B/C] except for implant equipment, |  | 1.0 ±0.05mm | 0.5 ±0.05mm | 0.5 ±0.05mm | C0G(EIA) | 50Vdc | 4.3pF | ±0.05pF | |
| GRM1555C1H4R4BA01# NRND | 125 °C max. Reflow OK | Automotive Consumer equipment, Industrial Equipment, Mobile Electronics, Medical equipment [GHTF A/B/C] except for implant equipment, |  | 1.0 ±0.05mm | 0.5 ±0.05mm | 0.5 ±0.05mm | C0G(EIA) | 50Vdc | 4.4pF | ±0.1pF | |
| GRM1555C1H4R4CA01# NRND | 125 °C max. Reflow OK | Automotive Consumer equipment, Industrial Equipment, Mobile Electronics, Medical equipment [GHTF A/B/C] except for implant equipment, |  | 1.0 ±0.05mm | 0.5 ±0.05mm | 0.5 ±0.05mm | C0G(EIA) | 50Vdc | 4.4pF | ±0.25pF | |
| GRM1555C1H4R4WA01# NRND | 125 °C max. Reflow OK | Automotive Consumer equipment, Industrial Equipment, Mobile Electronics, Medical equipment [GHTF A/B/C] except for implant equipment, |  | 1.0 ±0.05mm | 0.5 ±0.05mm | 0.5 ±0.05mm | C0G(EIA) | 50Vdc | 4.4pF | ±0.05pF | |





Automotive

Attention

1. This catalog is downloaded from the website of Murata Manufacturing Co., Ltd. Therefore, it's specifications are subject to change or our products in it may be discontinued without advance notice. Please check with our sales representatives or product engineers before ordering.

2. This catalog has only typical specifications because there is no space for detailed specifications. Therefore, please review our product specifications or consult the approval sheet for product specifications before ordering.

Ceramic Capacitors(SMD)

| Part Number | Characteristic | Specific Applications | Appearance | Length | Width | Thickness | Temperature characteristics | Rated Voltage | Capacitance | Tolerance of capacitance | Notes |
|----------------------------|-----------------------|---|---|-------------|-------------|-------------|-----------------------------|---------------|-------------|--------------------------|-------|
| GRM1555C1H4R5BA01# NRND | 125 °C max. Reflow OK | Consumer equipment, Industrial Equipment, Mobile Electronics, Medical equipment [GHTF A/B/C] except for implant equipment, |  | 1.0 ±0.05mm | 0.5 ±0.05mm | 0.5 ±0.05mm | C0G(EIA) | 50Vdc | 4.5pF | ±0.1pF | |
| GRM1555C1H4R5CA01# NRND | 125 °C max. Reflow OK | Automotive Consumer equipment, Industrial Equipment, Mobile Electronics, Medical equipment [GHTF A/B/C] except for implant equipment, |  | 1.0 ±0.05mm | 0.5 ±0.05mm | 0.5 ±0.05mm | C0G(EIA) | 50Vdc | 4.5pF | ±0.25pF | |
| GRM1555C1H4R5WA01# NRND | 125 °C max. Reflow OK | Automotive Consumer equipment, Industrial Equipment, Mobile Electronics, Medical equipment [GHTF A/B/C] except for implant equipment, |  | 1.0 ±0.05mm | 0.5 ±0.05mm | 0.5 ±0.05mm | C0G(EIA) | 50Vdc | 4.5pF | ±0.05pF | |
| GRM1555C1H4R6BA01# NRND | 125 °C max. Reflow OK | Automotive Consumer equipment, Industrial Equipment, Mobile Electronics, Medical equipment [GHTF A/B/C] except for implant equipment, |  | 1.0 ±0.05mm | 0.5 ±0.05mm | 0.5 ±0.05mm | C0G(EIA) | 50Vdc | 4.6pF | ±0.1pF | |





Automotive

Attention

1. This catalog is downloaded from the website of Murata Manufacturing Co., Ltd. Therefore, it's specifications are subject to change or our products in it may be discontinued without advance notice. Please check with our sales representatives or product engineers before ordering.

2. This catalog has only typical specifications because there is no space for detailed specifications. Therefore, please review our product specifications or consult the approval sheet for product specifications before ordering.

Ceramic Capacitors(SMD)

| Part Number | Characteristic | Specific Applications | Appearance | Length | Width | Thickness | Temperature characteristics | Rated Voltage | Capacitance | Tolerance of capacitance | Notes |
|----------------------------|-----------------------|---|---|-------------|-------------|-------------|-----------------------------|---------------|-------------|--------------------------|-------|
| GRM1555C1H4R6CA01# NRND | 125 °C max. Reflow OK | Consumer equipment, Industrial Equipment, Mobile Electronics, Medical equipment [GHTF A/B/C] except for implant equipment, |  | 1.0 ±0.05mm | 0.5 ±0.05mm | 0.5 ±0.05mm | C0G(EIA) | 50Vdc | 4.6pF | ±0.25pF | |
| GRM1555C1H4R6WA01# NRND | 125 °C max. Reflow OK | Automotive Consumer equipment, Industrial Equipment, Mobile Electronics, Medical equipment [GHTF A/B/C] except for implant equipment, |  | 1.0 ±0.05mm | 0.5 ±0.05mm | 0.5 ±0.05mm | C0G(EIA) | 50Vdc | 4.6pF | ±0.05pF | |
| GRM1555C1H4R7WA01# NRND | 125 °C max. Reflow OK | Automotive Consumer equipment, Industrial Equipment, Mobile Electronics, Medical equipment [GHTF A/B/C] except for implant equipment, |  | 1.0 ±0.05mm | 0.5 ±0.05mm | 0.5 ±0.05mm | C0G(EIA) | 50Vdc | 4.7pF | ±0.05pF | |
| GRM1555C1H4R8BA01# NRND | 125 °C max. Reflow OK | Automotive Consumer equipment, Industrial Equipment, Mobile Electronics, Medical equipment [GHTF A/B/C] except for implant equipment, |  | 1.0 ±0.05mm | 0.5 ±0.05mm | 0.5 ±0.05mm | C0G(EIA) | 50Vdc | 4.8pF | ±0.1pF | |





Automotive

Attention

1. This catalog is downloaded from the website of Murata Manufacturing Co., Ltd. Therefore, it's specifications are subject to change or our products in it may be discontinued without advance notice. Please check with our sales representatives or product engineers before ordering.

2. This catalog has only typical specifications because there is no space for detailed specifications. Therefore, please review our product specifications or consult the approval sheet for product specifications before ordering.

Ceramic Capacitors(SMD)

| Part Number | Characteristic | Specific Applications | Appearance | Length | Width | Thickness | Temperature characteristics | Rated Voltage | Capacitance | Tolerance of capacitance | Notes |
|----------------------------|----------------------|---|---|-------------|-------------|-------------|-----------------------------|---------------|-------------|--------------------------|-------|
| GRM1555C1H4R8CA01# NRND | 125°C max. Reflow OK | Consumer equipment, Industrial Equipment, Mobile Electronics, Medical equipment [GHTF A/B/C] except for implant equipment, |  | 1.0 ±0.05mm | 0.5 ±0.05mm | 0.5 ±0.05mm | C0G(EIA) | 50Vdc | 4.8pF | ±0.25pF | |
| GRM1555C1H4R8WA01# NRND | 125°C max. Reflow OK | Automotive Consumer equipment, Industrial Equipment, Mobile Electronics, Medical equipment [GHTF A/B/C] except for implant equipment, |  | 1.0 ±0.05mm | 0.5 ±0.05mm | 0.5 ±0.05mm | C0G(EIA) | 50Vdc | 4.8pF | ±0.05pF | |
| GRM1555C1H4R9BA01# NRND | 125°C max. Reflow OK | Automotive Consumer equipment, Industrial Equipment, Mobile Electronics, Medical equipment [GHTF A/B/C] except for implant equipment, |  | 1.0 ±0.05mm | 0.5 ±0.05mm | 0.5 ±0.05mm | C0G(EIA) | 50Vdc | 4.9pF | ±0.1pF | |
| GRM1555C1H4R9CA01# NRND | 125°C max. Reflow OK | Automotive Consumer equipment, Industrial Equipment, Mobile Electronics, Medical equipment [GHTF A/B/C] except for implant equipment, |  | 1.0 ±0.05mm | 0.5 ±0.05mm | 0.5 ±0.05mm | C0G(EIA) | 50Vdc | 4.9pF | ±0.25pF | |





Automotive

Attention

1. This catalog is downloaded from the website of Murata Manufacturing Co., Ltd. Therefore, it's specifications are subject to change or our products in it may be discontinued without advance notice. Please check with our sales representatives or product engineers before ordering.

2. This catalog has only typical specifications because there is no space for detailed specifications. Therefore, please review our product specifications or consult the approval sheet for product specifications before ordering.

Ceramic Capacitors(SMD)





| Part Number | Characteristic | Specific Applications | Appearance | Length | Width | Thickness | Temperature characteristics | Rated Voltage | Capacitance | Tolerance of capacitance | Notes |
|----------------------------|----------------------|--|---|-------------|-------------|-------------|-----------------------------|---------------|-------------|--------------------------|-------|
| GRM1555C1H4R9WA01# NRND | 125°C max. Reflow OK | Consumer equipment, Industrial Equipment, Mobile Electronics, Medical equipment [GHTF A/B/C] except for implant equipment, |  | 1.0 ±0.05mm | 0.5 ±0.05mm | 0.5 ±0.05mm | C0G(EIA) | 50Vdc | 4.9pF | ±0.05pF | |
| GRM1555C1H510GA01# NRND | 125°C max. Reflow OK | Automotive Consumer equipment, Industrial Equipment, Mobile Electronics, Medical equipment [GHTF A/B/C] except for implant equipment, |  | 1.0 ±0.05mm | 0.5 ±0.05mm | 0.5 ±0.05mm | C0G(EIA) | 50Vdc | 51pF | ±2% | |
| GRM1555C1H510JA01# NRND | 125°C max. Reflow OK | Automotive Consumer equipment, Industrial Equipment, Mobile Electronics, Medical equipment [GHTF A/B/C] except for implant equipment, |  | 1.0 ±0.05mm | 0.5 ±0.05mm | 0.5 ±0.05mm | C0G(EIA) | 50Vdc | 51pF | ±5% | |
| GRM1555C1H511GA01# NRND | 125°C max. Reflow OK | Automotive Consumer equipment, Industrial Equipment, Mobile Electronics, Medical equipment [GHTF A/B/C] except for implant equipment, Automotive |  | 1.0 ±0.05mm | 0.5 ±0.05mm | 0.5 ±0.05mm | C0G(EIA) | 50Vdc | 510pF | ±2% | |

Attention

1. This catalog is downloaded from the website of Murata Manufacturing Co., Ltd. Therefore, it's specifications are subject to change or our products in it may be discontinued without advance notice. Please check with our sales representatives or product engineers before ordering.

2. This catalog has only typical specifications because there is no space for detailed specifications. Therefore, please review our product specifications or consult the approval sheet for product specifications before ordering.

Ceramic Capacitors(SMD)

| Part Number | Characteristic | Specific Applications | Appearance | Length | Width | Thickness | Temperature characteristics | Rated Voltage | Capacitance | Tolerance of capacitance | Notes |
|----------------------------|----------------------|---|---|-------------|-------------|-------------|-----------------------------|---------------|-------------|--------------------------|-------|
| GRM1555C1H511JA01# NRND | 125°C max. Reflow OK | Consumer equipment, Industrial Equipment, Mobile Electronics, Medical equipment [GHTF A/B/C] except for implant equipment, |  | 1.0 ±0.05mm | 0.5 ±0.05mm | 0.5 ±0.05mm | C0G(EIA) | 50Vdc | 510pF | ±5% | |
| GRM1555C1H560FA01# NRND | 125°C max. Reflow OK | Automotive Consumer equipment, Industrial Equipment, Mobile Electronics, Medical equipment [GHTF A/B/C] except for implant equipment, |  | 1.0 ±0.05mm | 0.5 ±0.05mm | 0.5 ±0.05mm | C0G(EIA) | 50Vdc | 56pF | ±1% | |
| GRM1555C1H5R0BA01# NRND | 125°C max. Reflow OK | Automotive Consumer equipment, Industrial Equipment, Mobile Electronics, Medical equipment [GHTF A/B/C] except for implant equipment, |  | 1.0 ±0.05mm | 0.5 ±0.05mm | 0.5 ±0.05mm | C0G(EIA) | 50Vdc | 5pF | ±0.1pF | |
| GRM1555C1H5R0CA01# NRND | 125°C max. Reflow OK | Automotive Consumer equipment, Industrial Equipment, Mobile Electronics, Medical equipment [GHTF A/B/C] except for implant equipment, |  | 1.0 ±0.05mm | 0.5 ±0.05mm | 0.5 ±0.05mm | C0G(EIA) | 50Vdc | 5pF | ±0.25pF | |

Automotive





Attention

1. This catalog is downloaded from the website of Murata Manufacturing Co., Ltd. Therefore, it's specifications are subject to change or our products in it may be discontinued without advance notice. Please check with our sales representatives or product engineers before ordering.

2. This catalog has only typical specifications because there is no space for detailed specifications.

Therefore, please review our product specifications or consult the approval sheet for product specifications before ordering.

Ceramic Capacitors(SMD)

| Part Number | Characteristic | Specific Applications | Appearance | Length | Width | Thickness | Temperature characteristics | Rated Voltage | Capacitance | Tolerance of capacitance | Notes |
|----------------------------|-----------------------|---|---|-------------|-------------|-------------|-----------------------------|---------------|-------------|--------------------------|-------|
| GRM1555C1H5R0WA01# NRND | 125 °C max. Reflow OK | Consumer equipment, Industrial Equipment, Mobile Electronics, Medical equipment [GHTF A/B/C] except for implant equipment, |  | 1.0 ±0.05mm | 0.5 ±0.05mm | 0.5 ±0.05mm | C0G(EIA) | 50Vdc | 5pF | ±0.05pF | |
| GRM1555C1H5R1BA01# NRND | 125 °C max. Reflow OK | Automotive Consumer equipment, Industrial Equipment, Mobile Electronics, Medical equipment [GHTF A/B/C] except for implant equipment, |  | 1.0 ±0.05mm | 0.5 ±0.05mm | 0.5 ±0.05mm | C0G(EIA) | 50Vdc | 5.1pF | ±0.1pF | |
| GRM1555C1H5R1CA01# NRND | 125 °C max. Reflow OK | Automotive Consumer equipment, Industrial Equipment, Mobile Electronics, Medical equipment [GHTF A/B/C] except for implant equipment, |  | 1.0 ±0.05mm | 0.5 ±0.05mm | 0.5 ±0.05mm | C0G(EIA) | 50Vdc | 5.1pF | ±0.25pF | |
| GRM1555C1H5R1DA01# NRND | 125 °C max. Reflow OK | Automotive Consumer equipment, Industrial Equipment, Mobile Electronics, Medical equipment [GHTF A/B/C] except for implant equipment, |  | 1.0 ±0.05mm | 0.5 ±0.05mm | 0.5 ±0.05mm | C0G(EIA) | 50Vdc | 5.1pF | ±0.5pF | |





Automotive

Attention

1. This catalog is downloaded from the website of Murata Manufacturing Co., Ltd. Therefore, it's specifications are subject to change or our products in it may be discontinued without advance notice. Please check with our sales representatives or product engineers before ordering.

2. This catalog has only typical specifications because there is no space for detailed specifications. Therefore, please review our product specifications or consult the approval sheet for product specifications before ordering.

Ceramic Capacitors(SMD)

| Part Number | Characteristic | Specific Applications | Appearance | Length | Width | Thickness | Temperature characteristics | Rated Voltage | Capacitance | Tolerance of capacitance | Notes |
|----------------------------|-----------------------|---|---|-------------|-------------|-------------|-----------------------------|---------------|-------------|--------------------------|-------|
| GRM1555C1H5R1WA01# NRND | 125 °C max. Reflow OK | Consumer equipment, Industrial Equipment, Mobile Electronics, Medical equipment [GHTF A/B/C] except for implant equipment, |  | 1.0 ±0.05mm | 0.5 ±0.05mm | 0.5 ±0.05mm | C0G(EIA) | 50Vdc | 5.1pF | ±0.05pF | |
| GRM1555C1H5R2BA01# NRND | 125 °C max. Reflow OK | Automotive Consumer equipment, Industrial Equipment, Mobile Electronics, Medical equipment [GHTF A/B/C] except for implant equipment, |  | 1.0 ±0.05mm | 0.5 ±0.05mm | 0.5 ±0.05mm | C0G(EIA) | 50Vdc | 5.2pF | ±0.1pF | |
| GRM1555C1H5R2CA01# NRND | 125 °C max. Reflow OK | Automotive Consumer equipment, Industrial Equipment, Mobile Electronics, Medical equipment [GHTF A/B/C] except for implant equipment, |  | 1.0 ±0.05mm | 0.5 ±0.05mm | 0.5 ±0.05mm | C0G(EIA) | 50Vdc | 5.2pF | ±0.25pF | |
| GRM1555C1H5R2DA01# NRND | 125 °C max. Reflow OK | Automotive Consumer equipment, Industrial Equipment, Mobile Electronics, Medical equipment [GHTF A/B/C] except for implant equipment, |  | 1.0 ±0.05mm | 0.5 ±0.05mm | 0.5 ±0.05mm | C0G(EIA) | 50Vdc | 5.2pF | ±0.5pF | |





Automotive

Attention

1. This catalog is downloaded from the website of Murata Manufacturing Co., Ltd. Therefore, it's specifications are subject to change or our products in it may be discontinued without advance notice. Please check with our sales representatives or product engineers before ordering.

2. This catalog has only typical specifications because there is no space for detailed specifications. Therefore, please review our product specifications or consult the approval sheet for product specifications before ordering.

Ceramic Capacitors(SMD)

| Part Number | Characteristic | Specific Applications | Appearance | Length | Width | Thickness | Temperature characteristics | Rated Voltage | Capacitance | Tolerance of capacitance | Notes |
|----------------------------|----------------------|---|---|-------------|-------------|-------------|-----------------------------|---------------|-------------|--------------------------|-------|
| GRM1555C1H5R2WA01# NRND | 125°C max. Reflow OK | Consumer equipment, Industrial Equipment, Mobile Electronics, Medical equipment [GHTF A/B/C] except for implant equipment, |  | 1.0 ±0.05mm | 0.5 ±0.05mm | 0.5 ±0.05mm | C0G(EIA) | 50Vdc | 5.2pF | ±0.05pF | |
| GRM1555C1H5R3BA01# NRND | 125°C max. Reflow OK | Automotive Consumer equipment, Industrial Equipment, Mobile Electronics, Medical equipment [GHTF A/B/C] except for implant equipment, |  | 1.0 ±0.05mm | 0.5 ±0.05mm | 0.5 ±0.05mm | C0G(EIA) | 50Vdc | 5.3pF | ±0.1pF | |
| GRM1555C1H5R3CA01# NRND | 125°C max. Reflow OK | Automotive Consumer equipment, Industrial Equipment, Mobile Electronics, Medical equipment [GHTF A/B/C] except for implant equipment, |  | 1.0 ±0.05mm | 0.5 ±0.05mm | 0.5 ±0.05mm | C0G(EIA) | 50Vdc | 5.3pF | ±0.25pF | |
| GRM1555C1H5R3DA01# NRND | 125°C max. Reflow OK | Automotive Consumer equipment, Industrial Equipment, Mobile Electronics, Medical equipment [GHTF A/B/C] except for implant equipment, |  | 1.0 ±0.05mm | 0.5 ±0.05mm | 0.5 ±0.05mm | C0G(EIA) | 50Vdc | 5.3pF | ±0.5pF | |





Automotive

Attention

1. This catalog is downloaded from the website of Murata Manufacturing Co., Ltd. Therefore, it's specifications are subject to change or our products in it may be discontinued without advance notice. Please check with our sales representatives or product engineers before ordering.

2. This catalog has only typical specifications because there is no space for detailed specifications. Therefore, please review our product specifications or consult the approval sheet for product specifications before ordering.

Ceramic Capacitors(SMD)

| Part Number | Characteristic | Specific Applications | Appearance | Length | Width | Thickness | Temperature characteristics | Rated Voltage | Capacitance | Tolerance of capacitance | Notes |
|----------------------------|-----------------------|---|---|-------------|-------------|-------------|-----------------------------|---------------|-------------|--------------------------|-------|
| GRM1555C1H5R3WA01# NRND | 125 °C max. Reflow OK | Consumer equipment, Industrial Equipment, Mobile Electronics, Medical equipment [GHTF A/B/C] except for implant equipment, |  | 1.0 ±0.05mm | 0.5 ±0.05mm | 0.5 ±0.05mm | C0G(EIA) | 50Vdc | 5.3pF | ±0.05pF | |
| GRM1555C1H5R4BA01# NRND | 125 °C max. Reflow OK | Automotive Consumer equipment, Industrial Equipment, Mobile Electronics, Medical equipment [GHTF A/B/C] except for implant equipment, |  | 1.0 ±0.05mm | 0.5 ±0.05mm | 0.5 ±0.05mm | C0G(EIA) | 50Vdc | 5.4pF | ±0.1pF | |
| GRM1555C1H5R4CA01# NRND | 125 °C max. Reflow OK | Automotive Consumer equipment, Industrial Equipment, Mobile Electronics, Medical equipment [GHTF A/B/C] except for implant equipment, |  | 1.0 ±0.05mm | 0.5 ±0.05mm | 0.5 ±0.05mm | C0G(EIA) | 50Vdc | 5.4pF | ±0.25pF | |
| GRM1555C1H5R4DA01# NRND | 125 °C max. Reflow OK | Automotive Consumer equipment, Industrial Equipment, Mobile Electronics, Medical equipment [GHTF A/B/C] except for implant equipment, |  | 1.0 ±0.05mm | 0.5 ±0.05mm | 0.5 ±0.05mm | C0G(EIA) | 50Vdc | 5.4pF | ±0.5pF | |





Automotive

Attention

1. This catalog is downloaded from the website of Murata Manufacturing Co., Ltd. Therefore, it's specifications are subject to change or our products in it may be discontinued without advance notice. Please check with our sales representatives or product engineers before ordering.

2. This catalog has only typical specifications because there is no space for detailed specifications. Therefore, please review our product specifications or consult the approval sheet for product specifications before ordering.

Ceramic Capacitors(SMD)

| Part Number | Characteristic | Specific Applications | Appearance | Length | Width | Thickness | Temperature characteristics | Rated Voltage | Capacitance | Tolerance of capacitance | Notes |
|----------------------------|-----------------------|---|---|-------------|-------------|-------------|-----------------------------|---------------|-------------|--------------------------|-------|
| GRM1555C1H5R4WA01# NRND | 125 °C max. Reflow OK | Consumer equipment, Industrial Equipment, Mobile Electronics, Medical equipment [GHTF A/B/C] except for implant equipment, |  | 1.0 ±0.05mm | 0.5 ±0.05mm | 0.5 ±0.05mm | C0G(EIA) | 50Vdc | 5.4pF | ±0.05pF | |
| GRM1555C1H5R5BA01# NRND | 125 °C max. Reflow OK | Automotive Consumer equipment, Industrial Equipment, Mobile Electronics, Medical equipment [GHTF A/B/C] except for implant equipment, |  | 1.0 ±0.05mm | 0.5 ±0.05mm | 0.5 ±0.05mm | C0G(EIA) | 50Vdc | 5.5pF | ±0.1pF | |
| GRM1555C1H5R5CA01# NRND | 125 °C max. Reflow OK | Automotive Consumer equipment, Industrial Equipment, Mobile Electronics, Medical equipment [GHTF A/B/C] except for implant equipment, |  | 1.0 ±0.05mm | 0.5 ±0.05mm | 0.5 ±0.05mm | C0G(EIA) | 50Vdc | 5.5pF | ±0.25pF | |
| GRM1555C1H5R5DA01# NRND | 125 °C max. Reflow OK | Automotive Consumer equipment, Industrial Equipment, Mobile Electronics, Medical equipment [GHTF A/B/C] except for implant equipment, |  | 1.0 ±0.05mm | 0.5 ±0.05mm | 0.5 ±0.05mm | C0G(EIA) | 50Vdc | 5.5pF | ±0.5pF | |





Automotive

Attention

1. This catalog is downloaded from the website of Murata Manufacturing Co., Ltd. Therefore, it's specifications are subject to change or our products in it may be discontinued without advance notice. Please check with our sales representatives or product engineers before ordering.

2. This catalog has only typical specifications because there is no space for detailed specifications. Therefore, please review our product specifications or consult the approval sheet for product specifications before ordering.

Ceramic Capacitors(SMD)

| Part Number | Characteristic | Specific Applications | Appearance | Length | Width | Thickness | Temperature characteristics | Rated Voltage | Capacitance | Tolerance of capacitance | Notes |
|----------------------------|-----------------------|---|---|-------------|-------------|-------------|-----------------------------|---------------|-------------|--------------------------|-------|
| GRM1555C1H5R5WA01# NRND | 125 °C max. Reflow OK | Consumer equipment, Industrial Equipment, Mobile Electronics, Medical equipment [GHTF A/B/C] except for implant equipment, |  | 1.0 ±0.05mm | 0.5 ±0.05mm | 0.5 ±0.05mm | C0G(EIA) | 50Vdc | 5.5pF | ±0.05pF | |
| GRM1555C1H5R6WA01# NRND | 125 °C max. Reflow OK | Automotive Consumer equipment, Industrial Equipment, Mobile Electronics, Medical equipment [GHTF A/B/C] except for implant equipment, |  | 1.0 ±0.05mm | 0.5 ±0.05mm | 0.5 ±0.05mm | C0G(EIA) | 50Vdc | 5.6pF | ±0.05pF | |
| GRM1555C1H5R7BA01# NRND | 125 °C max. Reflow OK | Automotive Consumer equipment, Industrial Equipment, Mobile Electronics, Medical equipment [GHTF A/B/C] except for implant equipment, |  | 1.0 ±0.05mm | 0.5 ±0.05mm | 0.5 ±0.05mm | C0G(EIA) | 50Vdc | 5.7pF | ±0.1pF | |
| GRM1555C1H5R7CA01# NRND | 125 °C max. Reflow OK | Automotive Consumer equipment, Industrial Equipment, Mobile Electronics, Medical equipment [GHTF A/B/C] except for implant equipment, |  | 1.0 ±0.05mm | 0.5 ±0.05mm | 0.5 ±0.05mm | C0G(EIA) | 50Vdc | 5.7pF | ±0.25pF | |





Automotive

Attention

1. This catalog is downloaded from the website of Murata Manufacturing Co., Ltd. Therefore, it's specifications are subject to change or our products in it may be discontinued without advance notice. Please check with our sales representatives or product engineers before ordering.

2. This catalog has only typical specifications because there is no space for detailed specifications. Therefore, please review our product specifications or consult the approval sheet for product specifications before ordering.

Ceramic Capacitors(SMD)

| Part Number | Characteristic | Specific Applications | Appearance | Length | Width | Thickness | Temperature characteristics | Rated Voltage | Capacitance | Tolerance of capacitance | Notes |
|----------------------------|----------------------|---|---|-------------|-------------|-------------|-----------------------------|---------------|-------------|--------------------------|-------|
| GRM1555C1H5R7DA01# NRND | 125°C max. Reflow OK | Consumer equipment, Industrial Equipment, Mobile Electronics, Medical equipment [GHTF A/B/C] except for implant equipment, |  | 1.0 ±0.05mm | 0.5 ±0.05mm | 0.5 ±0.05mm | C0G(EIA) | 50Vdc | 5.7pF | ±0.5pF | |
| GRM1555C1H5R7WA01# NRND | 125°C max. Reflow OK | Automotive Consumer equipment, Industrial Equipment, Mobile Electronics, Medical equipment [GHTF A/B/C] except for implant equipment, |  | 1.0 ±0.05mm | 0.5 ±0.05mm | 0.5 ±0.05mm | C0G(EIA) | 50Vdc | 5.7pF | ±0.05pF | |
| GRM1555C1H5R8BA01# NRND | 125°C max. Reflow OK | Automotive Consumer equipment, Industrial Equipment, Mobile Electronics, Medical equipment [GHTF A/B/C] except for implant equipment, |  | 1.0 ±0.05mm | 0.5 ±0.05mm | 0.5 ±0.05mm | C0G(EIA) | 50Vdc | 5.8pF | ±0.1pF | |
| GRM1555C1H5R8CA01# NRND | 125°C max. Reflow OK | Automotive Consumer equipment, Industrial Equipment, Mobile Electronics, Medical equipment [GHTF A/B/C] except for implant equipment, |  | 1.0 ±0.05mm | 0.5 ±0.05mm | 0.5 ±0.05mm | C0G(EIA) | 50Vdc | 5.8pF | ±0.25pF | |





Automotive

Attention

1. This catalog is downloaded from the website of Murata Manufacturing Co., Ltd. Therefore, it's specifications are subject to change or our products in it may be discontinued without advance notice. Please check with our sales representatives or product engineers before ordering.

2. This catalog has only typical specifications because there is no space for detailed specifications. Therefore, please review our product specifications or consult the approval sheet for product specifications before ordering.

Ceramic Capacitors(SMD)

| Part Number | Characteristic | Specific Applications | Appearance | Length | Width | Thickness | Temperature characteristics | Rated Voltage | Capacitance | Tolerance of capacitance | Notes |
|----------------------------|-----------------------|---|---|-------------|-------------|-------------|-----------------------------|---------------|-------------|--------------------------|-------|
| GRM1555C1H5R8DA01# NRND | 125 °C max. Reflow OK | Consumer equipment, Industrial Equipment, Mobile Electronics, Medical equipment [GHTF A/B/C] except for implant equipment, |  | 1.0 ±0.05mm | 0.5 ±0.05mm | 0.5 ±0.05mm | C0G(EIA) | 50Vdc | 5.8pF | ±0.5pF | |
| GRM1555C1H5R8WA01# NRND | 125 °C max. Reflow OK | Automotive Consumer equipment, Industrial Equipment, Mobile Electronics, Medical equipment [GHTF A/B/C] except for implant equipment, |  | 1.0 ±0.05mm | 0.5 ±0.05mm | 0.5 ±0.05mm | C0G(EIA) | 50Vdc | 5.8pF | ±0.05pF | |
| GRM1555C1H5R9BA01# NRND | 125 °C max. Reflow OK | Automotive Consumer equipment, Industrial Equipment, Mobile Electronics, Medical equipment [GHTF A/B/C] except for implant equipment, |  | 1.0 ±0.05mm | 0.5 ±0.05mm | 0.5 ±0.05mm | C0G(EIA) | 50Vdc | 5.9pF | ±0.1pF | |
| GRM1555C1H5R9CA01# NRND | 125 °C max. Reflow OK | Automotive Consumer equipment, Industrial Equipment, Mobile Electronics, Medical equipment [GHTF A/B/C] except for implant equipment, |  | 1.0 ±0.05mm | 0.5 ±0.05mm | 0.5 ±0.05mm | C0G(EIA) | 50Vdc | 5.9pF | ±0.25pF | |





Automotive

Attention

1. This catalog is downloaded from the website of Murata Manufacturing Co., Ltd. Therefore, it's specifications are subject to change or our products in it may be discontinued without advance notice. Please check with our sales representatives or product engineers before ordering.

2. This catalog has only typical specifications because there is no space for detailed specifications. Therefore, please review our product specifications or consult the approval sheet for product specifications before ordering.

Ceramic Capacitors(SMD)

| Part Number | Characteristic | Specific Applications | Appearance | Length | Width | Thickness | Temperature characteristics | Rated Voltage | Capacitance | Tolerance of capacitance | Notes |
|----------------------------|-----------------------|---|---|-------------|-------------|-------------|-----------------------------|---------------|-------------|--------------------------|-------|
| GRM1555C1H5R9DA01# NRND | 125 °C max. Reflow OK | Consumer equipment, Industrial Equipment, Mobile Electronics, Medical equipment [GHTF A/B/C] except for implant equipment, |  | 1.0 ±0.05mm | 0.5 ±0.05mm | 0.5 ±0.05mm | C0G(EIA) | 50Vdc | 5.9pF | ±0.5pF | |
| GRM1555C1H5R9WA01# NRND | 125 °C max. Reflow OK | Automotive Consumer equipment, Industrial Equipment, Mobile Electronics, Medical equipment [GHTF A/B/C] except for implant equipment, |  | 1.0 ±0.05mm | 0.5 ±0.05mm | 0.5 ±0.05mm | C0G(EIA) | 50Vdc | 5.9pF | ±0.05pF | |
| GRM1555C1H620GA01# NRND | 125 °C max. Reflow OK | Automotive Consumer equipment, Industrial Equipment, Mobile Electronics, Medical equipment [GHTF A/B/C] except for implant equipment, |  | 1.0 ±0.05mm | 0.5 ±0.05mm | 0.5 ±0.05mm | C0G(EIA) | 50Vdc | 62pF | ±2% | |
| GRM1555C1H620JA01# NRND | 125 °C max. Reflow OK | Automotive Consumer equipment, Industrial Equipment, Mobile Electronics, Medical equipment [GHTF A/B/C] except for implant equipment, |  | 1.0 ±0.05mm | 0.5 ±0.05mm | 0.5 ±0.05mm | C0G(EIA) | 50Vdc | 62pF | ±5% | |

Automotive

Attention

1. This catalog is downloaded from the website of Murata Manufacturing Co., Ltd. Therefore, it's specifications are subject to change or our products in it may be discontinued without advance notice. Please check with our sales representatives or product engineers before ordering.

2. This catalog has only typical specifications because there is no space for detailed specifications. Therefore, please review our product specifications or consult the approval sheet for product specifications before ordering.

Ceramic Capacitors(SMD)

| Part Number | Characteristic | Specific Applications | Appearance | Length | Width | Thickness | Temperature characteristics | Rated Voltage | Capacitance | Tolerance of capacitance | Notes |
|----------------------------|----------------------|---|---|-------------|-------------|-------------|-----------------------------|---------------|-------------|--------------------------|-------|
| GRM1555C1H621GA01# NRND | 125°C max. Reflow OK | Consumer equipment, Industrial Equipment, Mobile Electronics, Medical equipment [GHTF A/B/C] except for implant equipment, Automotive |  | 1.0 ±0.05mm | 0.5 ±0.05mm | 0.5 ±0.05mm | C0G(EIA) | 50Vdc | 620pF | ±2% | |

Attention

1. This catalog is downloaded from the website of Murata Manufacturing Co., Ltd. Therefore, it's specifications are subject to change or our products in it may be discontinued without advance notice. Please check with our sales representatives or product engineers before ordering.

2. This catalog has only typical specifications because there is no space for detailed specifications. Therefore, please review our product specifications or consult the approval sheet for product specifications before ordering.