










Ceramic Capacitors(SMD)

◀ Search Conditions ▶

GRM155R(Starting with ...)

Temperature characteristics:X5R,X5S







Part Number	Characteristic	Specific Applications	Appearance	Length	Width	Thickness	Temperature characteristics	Rated Voltage	Capacitance	Tolerance of capacitance	Notes
GRM155R60E106ME16# <small>In Production</small>	85 °C max. 	Consumer equipment, Industrial Equipment, Mobile Electronics, Medical equipment [GHTF A/B/C] except for implant equipment,		1.0 ±0.2mm	0.5 ±0.2mm	0.5 ±0.2mm	X5R(EIA)	2.5Vdc	10μF	±20%	
GRM155R60E475ME76# <small>In Production</small>	85 °C max. 	Automotive Consumer equipment, Industrial Equipment, Mobile Electronics, Medical equipment [GHTF A/B/C] except for implant equipment,		1.0 ±0.1mm	0.5 ±0.1mm	0.5 ±0.1mm	X5R(EIA)	2.5Vdc	4.7μF	±20%	
GRM155R60G106ME01# <small>In Production</small>	85 °C max. 	Automotive Consumer equipment, Industrial Equipment, Mobile Electronics, Medical equipment [GHTF A/B/C] except for implant equipment,		1.0 ±0.2mm	0.5 ±0.2mm	0.5 ±0.2mm	X5R(EIA)	4Vdc	10μF	±20%	
GRM155R60G106ME15# <small>In Production</small>	85 °C max. 	Automotive Mobile Electronics		1.0 ±0.15mm	0.5 ±0.15mm	0.5 ±0.15mm	X5R(EIA)	4Vdc	10μF	±20%	Only for mobile devices
GRM155R60G106ME47# <small>In Production</small>	85 °C max. 	Mobile Electronics		1.0 ±0.2mm	0.5 ±0.2mm	0.5 +0/-0.1mm	X5R(EIA)	4Vdc	10μF	±20%	Only for mobile devices. Measure capacitance after heat treatment

Attention

1. This catalog is downloaded from the website of Murata Manufacturing Co., Ltd. Therefore, it's specifications are subject to change or our products in it may be discontinued without advance notice. Please check with our sales representatives or product engineers before ordering.

2. This catalog has only typical specifications because there is no space for detailed specifications. Therefore, please review our product specifications or consult the approval sheet for product specifications before ordering.

Ceramic Capacitors(SMD)





Part Number	Characteristic	Specific Applications	Appearance	Length	Width	Thickness	Temperature characteristics	Rated Voltage	Capacitance	Tolerance of capacitance	Notes
GRM155R60G156ME01# <small>In Production</small>	85 °C max. Reflow OK	Mobile Electronics		1.0 ±0.15mm	0.5 ±0.15mm	0.5 +0/-0.1mm	X5R(EIA)	4Vdc	15μF	±20%	Derating ¹ . Only for mobile devices
GRM155R60G156ME15# <small>In Production</small>	85 °C max. Reflow OK	Mobile Electronics		1.0 ±0.15mm	0.5 ±0.15mm	0.5 ±0.15mm	X5R(EIA)	4Vdc	15μF	±20%	Only for mobile devices. Measure capacitance after heat treatment
GRM155R60G186ME01# <small>In Production</small>	85 °C max. Reflow OK	Mobile Electronics		1.0 ±0.15mm	0.5 ±0.15mm	0.5 ±0.15mm	X5R(EIA)	4Vdc	18μF	±20%	Only for mobile devices. Measure capacitance after heat treatment
GRM155R60G225ME15# <small>In Production</small>	85 °C max. Reflow OK	Consumer equipment, Industrial Equipment, Mobile Electronics, Medical equipment [GHTF A/B/C] except for implant equipment,		1.0 ±0.05mm	0.5 ±0.05mm	0.5 ±0.05mm	X5R(EIA)	4Vdc	2.2μF	±20%	Measure capacitance after heat treatment
GRM155R60G226ME11# <small>In Production</small>	85 °C max. Reflow OK	Automotive Mobile Electronics		1.0 ±0.2mm	0.5 ±0.2mm	0.5 ±0.2mm	X5R(EIA)	4Vdc	22μF	±20%	Only for mobile devices. Measure capacitance after heat treatment
GRM155R60G475ME47# <small>In Production</small>	85 °C max. Reflow OK	Consumer equipment, Industrial Equipment, Mobile Electronics, Medical equipment [GHTF A/B/C] except for implant equipment, Automotive		1.0 ±0.1mm	0.5 ±0.1mm	0.5 ±0.1mm	X5R(EIA)	4Vdc	4.7μF	±20%	

Attention

1. This catalog is downloaded from the website of Murata Manufacturing Co., Ltd. Therefore, it's specifications are subject to change or our products in it may be discontinued without advance notice. Please check with our sales representatives or product engineers before ordering.

2. This catalog has only typical specifications because there is no space for detailed specifications. Therefore, please review our product specifications or consult the approval sheet for product specifications before ordering.

Ceramic Capacitors(SMD)

Part Number	Characteristic	Specific Applications	Appearance	Length	Width	Thickness	Temperature characteristics	Rated Voltage	Capacitance	Tolerance of capacitance	Notes
GRM155R60G475ME87# <small>In Production</small>	<div>85°C max.</div> <div>Reflow OK</div>	Consumer equipment, Industrial Equipment, Mobile Electronics, Medical equipment [GHTF A/B/C] except for implant equipment,		1.0 ±0.15mm	0.5 ±0.15mm	0.5 ±0.15mm	X5R(EIA)	4Vdc	4.7μF	±20%	
GRM155R60J102KA01# <small>In Production</small>	<div>85°C max.</div> <div>Reflow OK</div>	Automotive Consumer equipment, Industrial Equipment, Mobile Electronics, Medical equipment [GHTF A/B/C] except for implant equipment,		1.0 ±0.05mm	0.5 ±0.05mm	0.5 ±0.05mm	X5R(EIA)	6.3Vdc	1000pF	±10%	
GRM155R60J103KA01# <small>In Production</small>	<div>85°C max.</div> <div>Reflow OK</div>	Automotive Consumer equipment, Industrial Equipment, Mobile Electronics, Medical equipment [GHTF A/B/C] except for implant equipment,		1.0 ±0.05mm	0.5 ±0.05mm	0.5 ±0.05mm	X5R(EIA)	6.3Vdc	10000pF	±10%	
GRM155R60J104KA01# <small>In Production</small>	<div>85°C max.</div> <div>Reflow OK</div>	Automotive Consumer equipment, Industrial Equipment, Mobile Electronics, Medical equipment [GHTF A/B/C] except for implant equipment,		1.0 ±0.05mm	0.5 ±0.05mm	0.5 ±0.05mm	X5R(EIA)	6.3Vdc	0.1μF	±10%	













Automotive

Attention

1. This catalog is downloaded from the website of Murata Manufacturing Co., Ltd. Therefore, it's specifications are subject to change or our products in it may be discontinued without advance notice. Please check with our sales representatives or product engineers before ordering.

2. This catalog has only typical specifications because there is no space for detailed specifications. Therefore, please review our product specifications or consult the approval sheet for product specifications before ordering.

Ceramic Capacitors(SMD)


Part Number	Characteristic	Specific Applications	Appearance	Length	Width	Thickness	Temperature characteristics	Rated Voltage	Capacitance	Tolerance of capacitance	Notes
GRM155R60J106ME05# <small>In Production</small>		Consumer equipment, Industrial Equipment, Mobile Electronics, Medical equipment [GHTF A/B/C] except for implant equipment,		1.0 ±0.2mm	0.5 ±0.2mm	0.5 ±0.2mm	X5R(EIA)	6.3Vdc	10μF	±20%	Derating ¹
GRM155R60J106ME15# <small>In Production</small>		Automotive Mobile Electronics		1.0 ±0.15mm	0.5 ±0.15mm	0.5 ±0.15mm	X5R(EIA)	6.3Vdc	10μF	±20%	Derating ¹ . Only for mobile devices
GRM155R60J106ME18# <small>In Production</small>		Consumer equipment, Industrial Equipment, Mobile Electronics, Medical equipment [GHTF A/B/C] except for implant equipment,		1.0 ±0.2mm	0.5 ±0.2mm	0.5 ±0.2mm	X5R(EIA)	6.3Vdc	10μF	±20%	
GRM155R60J106ME47# <small>In Production</small>		Automotive Mobile Electronics		1.0 ±0.2mm	0.5 ±0.2mm	0.5 +0/-0.1mm	X5R(EIA)	6.3Vdc	10μF	±20%	Derating ¹ . Only for mobile devices. Measure capacitance after
GRM155R60J154KE01# <small>In Production</small>		Consumer equipment, Industrial Equipment, Mobile Electronics, Medical equipment [GHTF A/B/C] except for implant equipment,		1.0 ±0.05mm	0.5 ±0.05mm	0.5 ±0.05mm	X5R(EIA)	6.3Vdc	0.15μF	±10%	
GRM155R60J156ME15# <small>In Production</small>		Automotive Mobile Electronics		1.0 ±0.15mm	0.5 ±0.15mm	0.5 ±0.15mm	X5R(EIA)	6.3Vdc	15μF	±20%	Derating ¹ . Only for mobile devices. Measure capacitance after

Attention

1. This catalog is downloaded from the website of Murata Manufacturing Co., Ltd. Therefore, it's specifications are subject to change or our products in it may be discontinued without advance notice. Please check with our sales representatives or product engineers before ordering.

2. This catalog has only typical specifications because there is no space for detailed specifications. Therefore, please review our product specifications or consult the approval sheet for product specifications before ordering.

Ceramic Capacitors(SMD)

Part Number	Characteristic	Specific Applications	Appearance	Length	Width	Thickness	Temperature characteristics	Rated Voltage	Capacitance	Tolerance of capacitance	Notes
GRM155R60J186ME01# <small>In Production</small>	85 °C max. Reflow OK	Mobile Electronics		1.0 ±0.15mm	0.5 ±0.15mm	0.5 ±0.15mm	X5R(EIA)	6.3Vdc	18μF	±20%	Derating1. Only for mobile devices. Measure capacitance after
GRM155R60J222KA01# <small>In Production</small>	85 °C max. Reflow OK	Consumer equipment, Industrial Equipment, Mobile Electronics, Medical equipment [GHTF A/B/C] except for implant equipment,		1.0 ±0.05mm	0.5 ±0.05mm	0.5 ±0.05mm	X5R(EIA)	6.3Vdc	2200pF	±10%	
GRM155R60J223KA01# <small>In Production</small>	85 °C max. Reflow OK	Automotive Consumer equipment, Industrial Equipment, Mobile Electronics, Medical equipment [GHTF A/B/C] except for implant equipment,		1.0 ±0.05mm	0.5 ±0.05mm	0.5 ±0.05mm	X5R(EIA)	6.3Vdc	22000pF	±10%	
GRM155R60J224KE01# <small>In Production</small>	85 °C max. Reflow OK	Automotive Consumer equipment, Industrial Equipment, Mobile Electronics, Medical equipment [GHTF A/B/C] except for implant equipment, Automotive		1.0 ±0.05mm	0.5 ±0.05mm	0.5 ±0.05mm	X5R(EIA)	6.3Vdc	0.22μF	±10%	

Attention

1. This catalog is downloaded from the website of Murata Manufacturing Co., Ltd. Therefore, it's specifications are subject to change or our products in it may be discontinued without advance notice. Please check with our sales representatives or product engineers before ordering.

2. This catalog has only typical specifications because there is no space for detailed specifications. Therefore, please review our product specifications or consult the approval sheet for product specifications before ordering.

Ceramic Capacitors(SMD)





Part Number	Characteristic	Specific Applications	Appearance	Length	Width	Thickness	Temperature characteristics	Rated Voltage	Capacitance	Tolerance of capacitance	Notes
GRM155R60J225KE01# <small>In Production</small>	85 °C max. Reflow OK	Consumer equipment, Industrial Equipment, Mobile Electronics, Medical equipment [GHTF A/B/C] except for implant equipment,		1.0 ±0.05mm	0.5 ±0.05mm	0.5 ±0.05mm	X5R(EIA)	6.3Vdc	2.2μF	±10%	
GRM155R60J225ME01# <small>In Production</small>	85 °C max. Reflow OK	Automotive Consumer equipment, Industrial Equipment, Mobile Electronics, Medical equipment [GHTF A/B/C] except for implant equipment,		1.0 ±0.05mm	0.5 ±0.05mm	0.5 ±0.05mm	X5R(EIA)	6.3Vdc	2.2μF	±20%	
GRM155R60J226ME11# <small>In Production</small>	85 °C max. Reflow OK	Automotive Mobile Electronics		1.0 ±0.2mm	0.5 ±0.2mm	0.5 ±0.2mm	X5R(EIA)	6.3Vdc	22μF	±20%	Derating1. Only for mobile devices. Measure capacitance after
GRM155R60J334KE01# <small>In Production</small>	85 °C max. Reflow OK	Consumer equipment, Industrial Equipment, Mobile Electronics, Medical equipment [GHTF A/B/C] except for implant equipment, Automotive		1.0 ±0.05mm	0.5 ±0.05mm	0.5 ±0.05mm	X5R(EIA)	6.3Vdc	0.33μF	±10%	

Attention

1. This catalog is downloaded from the website of Murata Manufacturing Co., Ltd. Therefore, it's specifications are subject to change or our products in it may be discontinued without advance notice. Please check with our sales representatives or product engineers before ordering.

2. This catalog has only typical specifications because there is no space for detailed specifications. Therefore, please review our product specifications or consult the approval sheet for product specifications before ordering.

Ceramic Capacitors(SMD)





Part Number	Characteristic	Specific Applications	Appearance	Length	Width	Thickness	Temperature characteristics	Rated Voltage	Capacitance	Tolerance of capacitance	Notes
GRM155R60J472KA01# <small>In Production</small>	<div>85°C max.</div> <div>Reflow OK</div>	Consumer equipment, Industrial Equipment, Mobile Electronics, Medical equipment [GHTF A/B/C] except for implant equipment,		1.0 ±0.05mm	0.5 ±0.05mm	0.5 ±0.05mm	X5R(EIA)	6.3Vdc	4700pF	±10%	
GRM155R60J473KA01# <small>In Production</small>	<div>85°C max.</div> <div>Reflow OK</div>	Automotive Consumer equipment, Industrial Equipment, Mobile Electronics, Medical equipment [GHTF A/B/C] except for implant equipment,		1.0 ±0.05mm	0.5 ±0.05mm	0.5 ±0.05mm	X5R(EIA)	6.3Vdc	47000pF	±10%	
GRM155R60J474KE19# <small>In Production</small>	<div>85°C max.</div> <div>Reflow OK</div>	Automotive Consumer equipment, Industrial Equipment, Mobile Electronics, Medical equipment [GHTF A/B/C] except for implant equipment,		1.0 ±0.05mm	0.5 ±0.05mm	0.5 ±0.05mm	X5R(EIA)	6.3Vdc	0.47μF	±10%	
GRM155R60J475ME47# <small>In Production</small>	<div>85°C max.</div> <div>Reflow OK</div>	Automotive Consumer equipment, Industrial Equipment, Mobile Electronics, Medical equipment [GHTF A/B/C] except for implant equipment, Automotive		1.0 ±0.1mm	0.5 ±0.1mm	0.5 ±0.1mm	X5R(EIA)	6.3Vdc	4.7μF	±20%	Derating1

Attention

1. This catalog is downloaded from the website of Murata Manufacturing Co., Ltd. Therefore, it's specifications are subject to change or our products in it may be discontinued without advance notice. Please check with our sales representatives or product engineers before ordering.

2. This catalog has only typical specifications because there is no space for detailed specifications. Therefore, please review our product specifications or consult the approval sheet for product specifications before ordering.

Ceramic Capacitors(SMD)






Part Number	Characteristic	Specific Applications	Appearance	Length	Width	Thickness	Temperature characteristics	Rated Voltage	Capacitance	Tolerance of capacitance	Notes
GRM155R60J475ME87# <small>In Production</small>	85 °C max. Reflow OK	Consumer equipment, Industrial Equipment, Mobile Electronics, Medical equipment [GHTF A/B/C] except for implant equipment,		1.0 ±0.15mm	0.5 ±0.15mm	0.5 ±0.15mm	X5R(EIA)	6.3Vdc	4.7μF	±20%	Derating1
GRM155R60J683KA01# <small>In Production</small>	85 °C max. Reflow OK	Automotive Consumer equipment, Industrial Equipment, Mobile Electronics, Medical equipment [GHTF A/B/C] except for implant equipment,		1.0 ±0.05mm	0.5 ±0.05mm	0.5 ±0.05mm	X5R(EIA)	6.3Vdc	68000pF	±10%	
GRM155R60J684KE19# <small>In Production</small>	85 °C max. Reflow OK	Automotive Consumer equipment, Industrial Equipment, Mobile Electronics, Medical equipment [GHTF A/B/C] except for implant equipment,		1.0 ±0.05mm	0.5 ±0.05mm	0.5 ±0.05mm	X5R(EIA)	6.3Vdc	0.68μF	±10%	
GRM155R61A102KA01# <small>In Production</small>	85 °C max. Reflow OK	Automotive Consumer equipment, Industrial Equipment, Mobile Electronics, Medical equipment [GHTF A/B/C] except for implant equipment, Automotive		1.0 ±0.05mm	0.5 ±0.05mm	0.5 ±0.05mm	X5R(EIA)	10Vdc	1000pF	±10%	

Attention

1. This catalog is downloaded from the website of Murata Manufacturing Co., Ltd. Therefore, it's specifications are subject to change or our products in it may be discontinued without advance notice. Please check with our sales representatives or product engineers before ordering.

2. This catalog has only typical specifications because there is no space for detailed specifications. Therefore, please review our product specifications or consult the approval sheet for product specifications before ordering.

Ceramic Capacitors(SMD)

Part Number	Characteristic	Specific Applications	Appearance	Length	Width	Thickness	Temperature characteristics	Rated Voltage	Capacitance	Tolerance of capacitance	Notes
GRM155R61A103KA01# <small>In Production</small>	85 °C max. Reflow OK	Consumer equipment, Industrial Equipment, Mobile Electronics, Medical equipment [GHTF A/B/C] except for implant equipment,		1.0 ±0.05mm	0.5 ±0.05mm	0.5 ±0.05mm	X5R(EIA)	10Vdc	10000pF	±10%	
GRM155R61A104KA01# <small>In Production</small>	85 °C max. Reflow OK	Automotive Consumer equipment, Industrial Equipment, Mobile Electronics, Medical equipment [GHTF A/B/C] except for implant equipment,		1.0 ±0.05mm	0.5 ±0.05mm	0.5 ±0.05mm	X5R(EIA)	10Vdc	0.1μF	±10%	
GRM155R61A106ME11# <small>In Production</small>	85 °C max. Reflow OK	Automotive Mobile Electronics		1.0 ±0.2mm	0.5 ±0.2mm	0.5 ±0.2mm	X5R(EIA)	10Vdc	10μF	±20%	Derating1. Only for mobile devices
GRM155R61A106ME18# <small>In Production</small>	85 °C max. Reflow OK	Consumer equipment, Industrial Equipment, Mobile Electronics, Medical equipment [GHTF A/B/C] except for implant equipment,		1.0 ±0.2mm	0.5 ±0.2mm	0.5 ±0.2mm	X5R(EIA)	10Vdc	10μF	±20%	Derating1
GRM155R61A154KE19# <small>In Production</small>	85 °C max. Reflow OK	Automotive Consumer equipment, Industrial Equipment, Mobile Electronics, Medical equipment [GHTF A/B/C] except for implant equipment,		1.0 ±0.05mm	0.5 ±0.05mm	0.5 ±0.05mm	X5R(EIA)	10Vdc	0.15μF	±10%	

Automotive





Attention

1. This catalog is downloaded from the website of Murata Manufacturing Co., Ltd. Therefore, it's specifications are subject to change or our products in it may be discontinued without advance notice. Please check with our sales representatives or product engineers before ordering.

2. This catalog has only typical specifications because there is no space for detailed specifications.

Therefore, please review our product specifications or consult the approval sheet for product specifications before ordering.

Ceramic Capacitors(SMD)





Part Number	Characteristic	Specific Applications	Appearance	Length	Width	Thickness	Temperature characteristics	Rated Voltage	Capacitance	Tolerance of capacitance	Notes
GRM155R61A222KA01# <small>In Production</small>	85 °C max. Reflow OK	Consumer equipment, Industrial Equipment, Mobile Electronics, Medical equipment [GHTF A/B/C] except for implant equipment,		1.0 ±0.05mm	0.5 ±0.05mm	0.5 ±0.05mm	X5R(EIA)	10Vdc	2200pF	±10%	
GRM155R61A223KA01# <small>In Production</small>	85 °C max. Reflow OK	Automotive Consumer equipment, Industrial Equipment, Mobile Electronics, Medical equipment [GHTF A/B/C] except for implant equipment,		1.0 ±0.05mm	0.5 ±0.05mm	0.5 ±0.05mm	X5R(EIA)	10Vdc	22000pF	±10%	
GRM155R61A224KE19# <small>In Production</small>	85 °C max. Reflow OK	Automotive Consumer equipment, Industrial Equipment, Mobile Electronics, Medical equipment [GHTF A/B/C] except for implant equipment,		1.0 ±0.05mm	0.5 ±0.05mm	0.5 ±0.05mm	X5R(EIA)	10Vdc	0.22μF	±10%	
GRM155R61A225KE01# <small>In Production</small>	85 °C max. Reflow OK	Automotive Consumer equipment, Industrial Equipment, Mobile Electronics, Medical equipment [GHTF A/B/C] except for implant equipment, Automotive		1.0 ±0.05mm	0.5 ±0.05mm	0.5 ±0.05mm	X5R(EIA)	10Vdc	2.2μF	±10%	Derating1

Attention

1. This catalog is downloaded from the website of Murata Manufacturing Co., Ltd. Therefore, it's specifications are subject to change or our products in it may be discontinued without advance notice. Please check with our sales representatives or product engineers before ordering.

2. This catalog has only typical specifications because there is no space for detailed specifications. Therefore, please review our product specifications or consult the approval sheet for product specifications before ordering.

Ceramic Capacitors(SMD)

Part Number	Characteristic	Specific Applications	Appearance	Length	Width	Thickness	Temperature characteristics	Rated Voltage	Capacitance	Tolerance of capacitance	Notes
GRM155R61A225ME01# <small>In Production</small>	<div>85°C max.</div> <div>Reflow OK</div>	Consumer equipment, Industrial Equipment, Mobile Electronics, Medical equipment [GHTF A/B/C] except for implant equipment,		1.0 ±0.05mm	0.5 ±0.05mm	0.5 ±0.05mm	X5R(EIA)	10Vdc	2.2μF	±20%	Derating1
GRM155R61A333KA01# <small>In Production</small>	<div>85°C max.</div> <div>Reflow OK</div>	Automotive Consumer equipment, Industrial Equipment, Mobile Electronics, Medical equipment [GHTF A/B/C] except for implant equipment,		1.0 ±0.05mm	0.5 ±0.05mm	0.5 ±0.05mm	X5R(EIA)	10Vdc	33000pF	±10%	
GRM155R61A334KE15# <small>In Production</small>	<div>85°C max.</div> <div>Reflow OK</div>	Automotive Consumer equipment, Industrial Equipment, Mobile Electronics, Medical equipment [GHTF A/B/C] except for implant equipment,		1.0 ±0.05mm	0.5 ±0.05mm	0.5 ±0.05mm	X5R(EIA)	10Vdc	0.33μF	±10%	
GRM155R61A472KA01# <small>In Production</small>	<div>85°C max.</div> <div>Reflow OK</div>	Automotive Consumer equipment, Industrial Equipment, Mobile Electronics, Medical equipment [GHTF A/B/C] except for implant equipment,		1.0 ±0.05mm	0.5 ±0.05mm	0.5 ±0.05mm	X5R(EIA)	10Vdc	4700pF	±10%	





Automotive

Attention

1. This catalog is downloaded from the website of Murata Manufacturing Co., Ltd. Therefore, it's specifications are subject to change or our products in it may be discontinued without advance notice. Please check with our sales representatives or product engineers before ordering.

2. This catalog has only typical specifications because there is no space for detailed specifications. Therefore, please review our product specifications or consult the approval sheet for product specifications before ordering.

Ceramic Capacitors(SMD)





Part Number	Characteristic	Specific Applications	Appearance	Length	Width	Thickness	Temperature characteristics	Rated Voltage	Capacitance	Tolerance of capacitance	Notes
GRM155R61A473KA01# <small>In Production</small>	85 °C max. Reflow OK	Consumer equipment, Industrial Equipment,Mobile Electronics,Medical equipment [GHTF A/B/C] except for implant equipment,		1.0 ±0.05mm	0.5 ±0.05mm	0.5 ±0.05mm	X5R(EIA)	10Vdc	47000pF	±10%	
GRM155R61A473KE15# <small>In Production</small>	85 °C max. Reflow OK	Automotive Consumer equipment, Industrial Equipment,Mobile Electronics,Medical equipment [GHTF A/B/C] except for implant equipment,		1.0 ±0.05mm	0.5 ±0.05mm	0.5 ±0.05mm	X5R(EIA)	10Vdc	0.47μF	±10%	
GRM155R61A475ME01# <small>In Production</small>	85 °C max. Reflow OK	Automotive Consumer equipment, Industrial Equipment,Mobile Electronics,Medical equipment [GHTF A/B/C] except for implant equipment,		1.0 ±0.2mm	0.5 ±0.2mm	0.5 ±0.2mm	X5R(EIA)	10Vdc	4.7μF	±20%	
GRM155R61A475MEAA# <small>In Production</small>	85 °C max. Reflow OK	Automotive Consumer equipment, Industrial Equipment,Mobile Electronics,Medical equipment [GHTF A/B/C] except for implant equipment, Automotive		1.0 ±0.15mm	0.5 ±0.15mm	0.5 ±0.15mm	X5R(EIA)	10Vdc	4.7μF	±20%	Derating1

Attention

1. This catalog is downloaded from the website of Murata Manufacturing Co., Ltd. Therefore, it's specifications are subject to change or our products in it may be discontinued without advance notice. Please check with our sales representatives or product engineers before ordering.

2. This catalog has only typical specifications because there is no space for detailed specifications. Therefore, please review our product specifications or consult the approval sheet for product specifications before ordering.

Ceramic Capacitors(SMD)

Part Number	Characteristic	Specific Applications	Appearance	Length	Width	Thickness	Temperature characteristics	Rated Voltage	Capacitance	Tolerance of capacitance	Notes
GRM155R61A683KA01# <small>In Production</small>	85 °C max. Reflow OK	Consumer equipment, Industrial Equipment, Mobile Electronics, Medical equipment [GHTF A/B/C] except for implant equipment,		1.0 ±0.05mm	0.5 ±0.05mm	0.5 ±0.05mm	X5R(EIA)	10Vdc	68000pF	±10%	
GRM155R61A683KE15# <small>In Production</small>	85 °C max. Reflow OK	Automotive Consumer equipment, Industrial Equipment, Mobile Electronics, Medical equipment [GHTF A/B/C] except for implant equipment,		1.0 ±0.05mm	0.5 ±0.05mm	0.5 ±0.05mm	X5R(EIA)	10Vdc	0.68μF	±10%	
GRM155R61C102KA01# <small>In Production</small>	85 °C max. Reflow OK	Automotive Consumer equipment, Industrial Equipment, Mobile Electronics, Medical equipment [GHTF A/B/C] except for implant equipment,		1.0 ±0.05mm	0.5 ±0.05mm	0.5 ±0.05mm	X5R(EIA)	16Vdc	1000pF	±10%	
GRM155R61C103KA01# <small>In Production</small>	85 °C max. Reflow OK	Automotive Consumer equipment, Industrial Equipment, Mobile Electronics, Medical equipment [GHTF A/B/C] except for implant equipment,		1.0 ±0.05mm	0.5 ±0.05mm	0.5 ±0.05mm	X5R(EIA)	16Vdc	10000pF	±10%	





Automotive

Attention

1. This catalog is downloaded from the website of Murata Manufacturing Co., Ltd. Therefore, it's specifications are subject to change or our products in it may be discontinued without advance notice. Please check with our sales representatives or product engineers before ordering.

2. This catalog has only typical specifications because there is no space for detailed specifications. Therefore, please review our product specifications or consult the approval sheet for product specifications before ordering.

Ceramic Capacitors(SMD)

Part Number	Characteristic	Specific Applications	Appearance	Length	Width	Thickness	Temperature characteristics	Rated Voltage	Capacitance	Tolerance of capacitance	Notes
GRM155R61C104KA88# <small>In Production</small>	85 °C max. Reflow OK	Consumer equipment, Industrial Equipment, Mobile Electronics, Medical equipment [GHTF A/B/C] except for implant equipment,		1.0 ±0.05mm	0.5 ±0.05mm	0.5 ±0.05mm	X5R(EIA)	16Vdc	0.1µF	±10%	
GRM155R61C105KA12# <small>In Production</small>	85 °C max. Reflow OK	Automotive Consumer equipment, Industrial Equipment, Mobile Electronics, Medical equipment [GHTF A/B/C] except for implant equipment,		1.0 ±0.05mm	0.5 ±0.05mm	0.5 ±0.05mm	X5R(EIA)	16Vdc	1µF	±10%	
GRM155R61C105MA12# <small>In Production</small>	85 °C max. Reflow OK	Automotive Consumer equipment, Industrial Equipment, Mobile Electronics, Medical equipment [GHTF A/B/C] except for implant equipment,		1.0 ±0.05mm	0.5 ±0.05mm	0.5 ±0.05mm	X5R(EIA)	16Vdc	1µF	±20%	
GRM155R61C222KA01# <small>In Production</small>	85 °C max. Reflow OK	Automotive Consumer equipment, Industrial Equipment, Mobile Electronics, Medical equipment [GHTF A/B/C] except for implant equipment,		1.0 ±0.05mm	0.5 ±0.05mm	0.5 ±0.05mm	X5R(EIA)	16Vdc	2200pF	±10%	





Automotive

Attention

1. This catalog is downloaded from the website of Murata Manufacturing Co., Ltd. Therefore, it's specifications are subject to change or our products in it may be discontinued without advance notice. Please check with our sales representatives or product engineers before ordering.

2. This catalog has only typical specifications because there is no space for detailed specifications. Therefore, please review our product specifications or consult the approval sheet for product specifications before ordering.

Ceramic Capacitors(SMD)

Part Number	Characteristic	Specific Applications	Appearance	Length	Width	Thickness	Temperature characteristics	Rated Voltage	Capacitance	Tolerance of capacitance	Notes
GRM155R61C223KA01# <small>In Production</small>	85 °C max. Reflow OK	Consumer equipment, Industrial Equipment, Mobile Electronics, Medical equipment [GHTF A/B/C] except for implant equipment,		1.0 ±0.05mm	0.5 ±0.05mm	0.5 ±0.05mm	X5R(EIA)	16Vdc	22000pF	±10%	
GRM155R61C224KA12# <small>In Production</small>	85 °C max. Reflow OK	Automotive Consumer equipment, Industrial Equipment, Mobile Electronics, Medical equipment [GHTF A/B/C] except for implant equipment,		1.0 ±0.05mm	0.5 ±0.05mm	0.5 ±0.05mm	X5R(EIA)	16Vdc	0.22μF	±10%	
GRM155R61C225KE11# <small>In Production</small>	85 °C max. Reflow OK	Automotive Consumer equipment, Industrial Equipment, Mobile Electronics, Medical equipment [GHTF A/B/C] except for implant equipment,		1.0 ±0.2mm	0.5 ±0.2mm	0.5 ±0.2mm	X5R(EIA)	16Vdc	2.2μF	±10%	
GRM155R61C225KE44# <small>In Production</small>	85 °C max. Reflow OK	Automotive Consumer equipment, Industrial Equipment, Mobile Electronics, Medical equipment [GHTF A/B/C] except for implant equipment,		1.0 ±0.1mm	0.5 ±0.1mm	0.5 ±0.1mm	X5R(EIA)	16Vdc	2.2μF	±10%	Derating1





Automotive

Attention

1. This catalog is downloaded from the website of Murata Manufacturing Co., Ltd. Therefore, it's specifications are subject to change or our products in it may be discontinued without advance notice. Please check with our sales representatives or product engineers before ordering.

2. This catalog has only typical specifications because there is no space for detailed specifications. Therefore, please review our product specifications or consult the approval sheet for product specifications before ordering.

Ceramic Capacitors(SMD)

Part Number	Characteristic	Specific Applications	Appearance	Length	Width	Thickness	Temperature characteristics	Rated Voltage	Capacitance	Tolerance of capacitance	Notes
GRM155R61C225ME11# <small>In Production</small>	<div>85°C max.</div> <div>Reflow OK</div>	Consumer equipment, Industrial Equipment, Mobile Electronics, Medical equipment [GHTF A/B/C] except for implant equipment,		1.0 ±0.2mm	0.5 ±0.2mm	0.5 ±0.2mm	X5R(EIA)	16Vdc	2.2μF	±20%	
GRM155R61C225ME15# <small>In Production</small>	<div>85°C max.</div> <div>Reflow OK</div>	Automotive Consumer equipment, Industrial Equipment, Mobile Electronics, Medical equipment [GHTF A/B/C] except for implant equipment,		1.0 ±0.2mm	0.5 ±0.2mm	0.5 ±0.05mm	X5R(EIA)	16Vdc	2.2μF	±20%	
GRM155R61C225ME44# <small>In Production</small>	<div>85°C max.</div> <div>Reflow OK</div>	Automotive Consumer equipment, Industrial Equipment, Mobile Electronics, Medical equipment [GHTF A/B/C] except for implant equipment,		1.0 ±0.1mm	0.5 ±0.1mm	0.5 ±0.1mm	X5R(EIA)	16Vdc	2.2μF	±20%	Derating1
GRM155R61C333KA01# <small>In Production</small>	<div>85°C max.</div> <div>Reflow OK</div>	Automotive Consumer equipment, Industrial Equipment, Mobile Electronics, Medical equipment [GHTF A/B/C] except for implant equipment,		1.0 ±0.05mm	0.5 ±0.05mm	0.5 ±0.05mm	X5R(EIA)	16Vdc	33000pF	±10%	






Automotive

Attention

1. This catalog is downloaded from the website of Murata Manufacturing Co., Ltd. Therefore, it's specifications are subject to change or our products in it may be discontinued without advance notice. Please check with our sales representatives or product engineers before ordering.

2. This catalog has only typical specifications because there is no space for detailed specifications. Therefore, please review our product specifications or consult the approval sheet for product specifications before ordering.

Ceramic Capacitors(SMD)

Part Number	Characteristic	Specific Applications	Appearance	Length	Width	Thickness	Temperature characteristics	Rated Voltage	Capacitance	Tolerance of capacitance	Notes
GRM155R61C472KA01# <small>In Production</small>	<div>85°C max.</div> <div>Reflow OK</div>	Consumer equipment, Industrial Equipment, Mobile Electronics, Medical equipment [GHTF A/B/C] except for implant equipment,		1.0 ±0.05mm	0.5 ±0.05mm	0.5 ±0.05mm	X5R(EIA)	16Vdc	4700pF	±10%	
GRM155R61C473KA01# <small>In Production</small>	<div>85°C max.</div> <div>Reflow OK</div>	Automotive Consumer equipment, Industrial Equipment, Mobile Electronics, Medical equipment [GHTF A/B/C] except for implant equipment,		1.0 ±0.05mm	0.5 ±0.05mm	0.5 ±0.05mm	X5R(EIA)	16Vdc	47000pF	±10%	
GRM155R61C475ME01# <small>In Production</small>	<div>85°C max.</div> <div>Reflow OK</div>	Automotive Mobile Electronics		1.0 ±0.2mm	0.5 ±0.2mm	0.5 ±0.2mm	X5R(EIA)	16Vdc	4.7μF	±20%	Derating1. Only for mobile devices
GRM155R61C682KA01# <small>In Production</small>	<div>85°C max.</div> <div>Reflow OK</div>	Consumer equipment, Industrial Equipment, Mobile Electronics, Medical equipment [GHTF A/B/C] except for implant equipment,		1.0 ±0.05mm	0.5 ±0.05mm	0.5 ±0.05mm	X5R(EIA)	16Vdc	6800pF	±10%	
GRM155R61C683KA88# <small>In Production</small>	<div>85°C max.</div> <div>Reflow OK</div>	Automotive Consumer equipment, Industrial Equipment, Mobile Electronics, Medical equipment [GHTF A/B/C] except for implant equipment,		1.0 ±0.05mm	0.5 ±0.05mm	0.5 ±0.05mm	X5R(EIA)	16Vdc	68000pF	±10%	

Automotive





Attention

1. This catalog is downloaded from the website of Murata Manufacturing Co., Ltd. Therefore, it's specifications are subject to change or our products in it may be discontinued without advance notice. Please check with our sales representatives or product engineers before ordering.

2. This catalog has only typical specifications because there is no space for detailed specifications.

Therefore, please review our product specifications or consult the approval sheet for product specifications before ordering.

Ceramic Capacitors(SMD)

Part Number	Characteristic	Specific Applications	Appearance	Length	Width	Thickness	Temperature characteristics	Rated Voltage	Capacitance	Tolerance of capacitance	Notes
GRM155R61E102KA01# <small>In Production</small>	85 °C max. Reflow OK	Consumer equipment, Industrial Equipment, Mobile Electronics, Medical equipment [GHTF A/B/C] except for implant equipment,		1.0 ±0.05mm	0.5 ±0.05mm	0.5 ±0.05mm	X5R(EIA)	25Vdc	1000pF	±10%	
GRM155R61E103KA01# <small>In Production</small>	85 °C max. Reflow OK	Automotive Consumer equipment, Industrial Equipment, Mobile Electronics, Medical equipment [GHTF A/B/C] except for implant equipment,		1.0 ±0.05mm	0.5 ±0.05mm	0.5 ±0.05mm	X5R(EIA)	25Vdc	10000pF	±10%	
GRM155R61E104KA87# <small>In Production</small>	85 °C max. Reflow OK	Automotive Consumer equipment, Industrial Equipment, Mobile Electronics, Medical equipment [GHTF A/B/C] except for implant equipment,		1.0 ±0.05mm	0.5 ±0.05mm	0.5 ±0.05mm	X5R(EIA)	25Vdc	0.1μF	±10%	
GRM155R61E105KA12# <small>In Production</small>	85 °C max. Reflow OK	Automotive Consumer equipment, Industrial Equipment, Mobile Electronics, Medical equipment [GHTF A/B/C] except for implant equipment,		1.0 ±0.05mm	0.5 ±0.05mm	0.5 ±0.05mm	X5R(EIA)	25Vdc	1μF	±10%	Derating1





Automotive

Attention

1. This catalog is downloaded from the website of Murata Manufacturing Co., Ltd. Therefore, it's specifications are subject to change or our products in it may be discontinued without advance notice. Please check with our sales representatives or product engineers before ordering.

2. This catalog has only typical specifications because there is no space for detailed specifications. Therefore, please review our product specifications or consult the approval sheet for product specifications before ordering.

Ceramic Capacitors(SMD)

Part Number	Characteristic	Specific Applications	Appearance	Length	Width	Thickness	Temperature characteristics	Rated Voltage	Capacitance	Tolerance of capacitance	Notes
GRM155R61E105KE11# <small>In Production</small>	<div>85°C max.</div> <div>Reflow OK</div>	Consumer equipment, Industrial Equipment, Mobile Electronics, Medical equipment [GHTF A/B/C] except for implant equipment,		1.0 ±0.1mm	0.5 ±0.1mm	0.5 ±0.1mm	X5R(EIA)	25Vdc	1μF	±10%	
GRM155R61E105MA12# <small>In Production</small>	<div>85°C max.</div> <div>Reflow OK</div>	Automotive Consumer equipment, Industrial Equipment, Mobile Electronics, Medical equipment [GHTF A/B/C] except for implant equipment,		1.0 ±0.05mm	0.5 ±0.05mm	0.5 ±0.05mm	X5R(EIA)	25Vdc	1μF	±20%	Derating1
GRM155R61E222KA01# <small>In Production</small>	<div>85°C max.</div> <div>Reflow OK</div>	Automotive Consumer equipment, Industrial Equipment, Mobile Electronics, Medical equipment [GHTF A/B/C] except for implant equipment,		1.0 ±0.05mm	0.5 ±0.05mm	0.5 ±0.05mm	X5R(EIA)	25Vdc	2200pF	±10%	
GRM155R61E224KE01# <small>In Production</small>	<div>85°C max.</div> <div>Reflow OK</div>	Automotive Consumer equipment, Industrial Equipment, Mobile Electronics, Medical equipment [GHTF A/B/C] except for implant equipment,		1.0 ±0.05mm	0.5 ±0.05mm	0.5 ±0.05mm	X5R(EIA)	25Vdc	0.22μF	±10%	





Automotive

Attention

1. This catalog is downloaded from the website of Murata Manufacturing Co., Ltd. Therefore, it's specifications are subject to change or our products in it may be discontinued without advance notice. Please check with our sales representatives or product engineers before ordering.

2. This catalog has only typical specifications because there is no space for detailed specifications. Therefore, please review our product specifications or consult the approval sheet for product specifications before ordering.

Ceramic Capacitors(SMD)

Part Number	Characteristic	Specific Applications	Appearance	Length	Width	Thickness	Temperature characteristics	Rated Voltage	Capacitance	Tolerance of capacitance	Notes
GRM155R61E225KE11# <small>In Production</small>	<div>85°C max.</div> <div>Reflow OK</div>	Consumer equipment, Industrial Equipment, Mobile Electronics, Medical equipment [GHTF A/B/C] except for implant equipment,		1.0 ±0.2mm	0.5 ±0.2mm	0.5 ±0.2mm	X5R(EIA)	25Vdc	2.2μF	±10%	
GRM155R61E225ME11# <small>In Production</small>	<div>85°C max.</div> <div>Reflow OK</div>	Automotive Consumer equipment, Industrial Equipment, Mobile Electronics, Medical equipment [GHTF A/B/C] except for implant equipment,		1.0 ±0.2mm	0.5 ±0.2mm	0.5 ±0.2mm	X5R(EIA)	25Vdc	2.2μF	±20%	
GRM155R61E225ME15# <small>In Production</small>	<div>85°C max.</div> <div>Reflow OK</div>	Automotive Consumer equipment, Industrial Equipment, Mobile Electronics, Medical equipment [GHTF A/B/C] except for implant equipment,		1.0 ±0.2mm	0.5 ±0.2mm	0.5 ±0.05mm	X5R(EIA)	25Vdc	2.2μF	±20%	Derating1
GRM155R61E472KA01# <small>In Production</small>	<div>85°C max.</div> <div>Reflow OK</div>	Automotive Consumer equipment, Industrial Equipment, Mobile Electronics, Medical equipment [GHTF A/B/C] except for implant equipment,		1.0 ±0.05mm	0.5 ±0.05mm	0.5 ±0.05mm	X5R(EIA)	25Vdc	4700pF	±10%	





Automotive

Attention

1. This catalog is downloaded from the website of Murata Manufacturing Co., Ltd. Therefore, it's specifications are subject to change or our products in it may be discontinued without advance notice. Please check with our sales representatives or product engineers before ordering.

2. This catalog has only typical specifications because there is no space for detailed specifications. Therefore, please review our product specifications or consult the approval sheet for product specifications before ordering.

Ceramic Capacitors(SMD)

Part Number	Characteristic	Specific Applications	Appearance	Length	Width	Thickness	Temperature characteristics	Rated Voltage	Capacitance	Tolerance of capacitance	Notes
GRM155R61E683KA87# <small>In Production</small>	<div>85°C max.</div> <div>Reflow OK</div>	Consumer equipment, Industrial Equipment, Mobile Electronics, Medical equipment [GHTF A/B/C] except for implant equipment,		1.0 ±0.05mm	0.5 ±0.05mm	0.5 ±0.05mm	X5R(EIA)	25Vdc	68000pF	±10%	
GRM155R61H102KA01# <small>In Production</small>	<div>85°C max.</div> <div>Reflow OK</div>	Automotive Consumer equipment, Industrial Equipment, Mobile Electronics, Medical equipment [GHTF A/B/C] except for implant equipment,		1.0 ±0.05mm	0.5 ±0.05mm	0.5 ±0.05mm	X5R(EIA)	50Vdc	1000pF	±10%	
GRM155R61H104KE14# <small>In Production</small>	<div>85°C max.</div> <div>Reflow OK</div>	Automotive Consumer equipment, Industrial Equipment, Mobile Electronics, Medical equipment [GHTF A/B/C] except for implant equipment,		1.0 ±0.05mm	0.5 ±0.05mm	0.5 ±0.05mm	X5R(EIA)	50Vdc	0.1μF	±10%	
GRM155R61H104KE19# <small>In Production</small>	<div>85°C max.</div> <div>Reflow OK</div>	Automotive Consumer equipment, Industrial Equipment, Mobile Electronics, Medical equipment [GHTF A/B/C] except for implant equipment,		1.0 ±0.05mm	0.5 ±0.05mm	0.5 ±0.05mm	X5R(EIA)	50Vdc	0.1μF	±10%	




Automotive

Attention

1. This catalog is downloaded from the website of Murata Manufacturing Co., Ltd. Therefore, it's specifications are subject to change or our products in it may be discontinued without advance notice. Please check with our sales representatives or product engineers before ordering.

2. This catalog has only typical specifications because there is no space for detailed specifications. Therefore, please review our product specifications or consult the approval sheet for product specifications before ordering.

Ceramic Capacitors(SMD)

Part Number	Characteristic	Specific Applications	Appearance	Length	Width	Thickness	Temperature characteristics	Rated Voltage	Capacitance	Tolerance of capacitance	Notes
GRM155R61H104ME14# <small>In Production</small>	85°C max. Reflow OK	Consumer equipment, Industrial Equipment,Mobile Electronics,Medical equipment [GHTF A/B/C] except for implant equipment,		1.0 ±0.05mm	0.5 ±0.05mm	0.5 ±0.05mm	X5R(EIA)	50Vdc	0.1μF	±20%	
GRM155R61H104ME19# <small>In Production</small>	85°C max. Reflow OK	Automotive Consumer equipment, Industrial Equipment,Mobile Electronics,Medical equipment [GHTF A/B/C] except for implant equipment,		1.0 ±0.05mm	0.5 ±0.05mm	0.5 ±0.05mm	X5R(EIA)	50Vdc	0.1μF	±20%	
GRM155R61H105KE05# <small>In Production</small>	85°C max. Reflow OK	Automotive Mobile Electronics		1.0 ±0.1mm	0.5 ±0.1mm	0.5 ±0.1mm	X5R(EIA)	50Vdc	1μF	±10%	Derating1. Only for mobile devices
GRM155R61H105ME05# <small>In Production</small>	85°C max. Reflow OK	Mobile Electronics		1.0 ±0.1mm	0.5 ±0.1mm	0.5 ±0.1mm	X5R(EIA)	50Vdc	1μF	±20%	Derating1. Only for mobile devices
GRM155R61H222KA01# <small>In Production</small>	85°C max. Reflow OK	Consumer equipment, Industrial Equipment,Mobile Electronics,Medical equipment [GHTF A/B/C] except for implant equipment, Automotive		1.0 ±0.05mm	0.5 ±0.05mm	0.5 ±0.05mm	X5R(EIA)	50Vdc	2200pF	±10%	





Attention

1. This catalog is downloaded from the website of Murata Manufacturing Co., Ltd. Therefore, it's specifications are subject to change or our products in it may be discontinued without advance notice. Please check with our sales representatives or product engineers before ordering.

2. This catalog has only typical specifications because there is no space for detailed specifications.

Therefore, please review our product specifications or consult the approval sheet for product specifications before ordering.

Ceramic Capacitors(SMD)

Part Number	Characteristic	Specific Applications	Appearance	Length	Width	Thickness	Temperature characteristics	Rated Voltage	Capacitance	Tolerance of capacitance	Notes
GRM155R61H224KE01# <small>In Production</small>	<div>85°C max.</div> <div>Reflow OK</div>	Consumer equipment, Industrial Equipment, Mobile Electronics, Medical equipment [GHTF A/B/C] except for implant equipment,		1.0 ±0.05mm	0.5 ±0.05mm	0.5 ±0.05mm	X5R(EIA)	50Vdc	0.22μF	±10%	
GRM155R61H224ME01# <small>In Production</small>	<div>85°C max.</div> <div>Reflow OK</div>	Automotive Consumer equipment, Industrial Equipment, Mobile Electronics, Medical equipment [GHTF A/B/C] except for implant equipment,		1.0 ±0.05mm	0.5 ±0.05mm	0.5 ±0.05mm	X5R(EIA)	50Vdc	0.22μF	±20%	
GRM155R61H333KE14# <small>In Production</small>	<div>85°C max.</div> <div>Reflow OK</div>	Automotive Consumer equipment, Industrial Equipment, Mobile Electronics, Medical equipment [GHTF A/B/C] except for implant equipment,		1.0 ±0.05mm	0.5 ±0.05mm	0.5 ±0.05mm	X5R(EIA)	50Vdc	33000pF	±10%	
GRM155R61H334KE01# <small>In Production</small>	<div>85°C max.</div> <div>Reflow OK</div>	Automotive Consumer equipment, Industrial Equipment, Mobile Electronics, Medical equipment [GHTF A/B/C] except for implant equipment,		1.0 ±0.1mm	0.5 ±0.1mm	0.5 ±0.1mm	X5R(EIA)	50Vdc	0.33μF	±10%	





Automotive

Attention

1. This catalog is downloaded from the website of Murata Manufacturing Co., Ltd. Therefore, it's specifications are subject to change or our products in it may be discontinued without advance notice. Please check with our sales representatives or product engineers before ordering.

2. This catalog has only typical specifications because there is no space for detailed specifications. Therefore, please review our product specifications or consult the approval sheet for product specifications before ordering.

Ceramic Capacitors(SMD)





Part Number	Characteristic	Specific Applications	Appearance	Length	Width	Thickness	Temperature characteristics	Rated Voltage	Capacitance	Tolerance of capacitance	Notes
GRM155R61H334ME01# <small>In Production</small>	85 °C max. Reflow OK	Consumer equipment, Industrial Equipment, Mobile Electronics, Medical equipment [GHTF A/B/C] except for implant equipment,		1.0 ±0.1mm	0.5 ±0.1mm	0.5 ±0.1mm	X5R(EIA)	50Vdc	0.33μF	±20%	
GRM155R61H472KA01# <small>In Production</small>	85 °C max. Reflow OK	Automotive Consumer equipment, Industrial Equipment, Mobile Electronics, Medical equipment [GHTF A/B/C] except for implant equipment,		1.0 ±0.05mm	0.5 ±0.05mm	0.5 ±0.05mm	X5R(EIA)	50Vdc	4700pF	±10%	
GRM155R61H473KE14# <small>In Production</small>	85 °C max. Reflow OK	Automotive Consumer equipment, Industrial Equipment, Mobile Electronics, Medical equipment [GHTF A/B/C] except for implant equipment,		1.0 ±0.05mm	0.5 ±0.05mm	0.5 ±0.05mm	X5R(EIA)	50Vdc	47000pF	±10%	
GRM155R61H474KE11# <small>In Production</small>	85 °C max. Reflow OK	Automotive Consumer equipment, Industrial Equipment, Mobile Electronics, Medical equipment [GHTF A/B/C] except for implant equipment, Automotive		1.0 ±0.1mm	0.5 ±0.1mm	0.5 ±0.1mm	X5R(EIA)	50Vdc	0.47μF	±10%	Derating1

Attention

1. This catalog is downloaded from the website of Murata Manufacturing Co., Ltd. Therefore, it's specifications are subject to change or our products in it may be discontinued without advance notice. Please check with our sales representatives or product engineers before ordering.

2. This catalog has only typical specifications because there is no space for detailed specifications. Therefore, please review our product specifications or consult the approval sheet for product specifications before ordering.

Ceramic Capacitors(SMD)

Part Number	Characteristic	Specific Applications	Appearance	Length	Width	Thickness	Temperature characteristics	Rated Voltage	Capacitance	Tolerance of capacitance	Notes
GRM155R61H474ME11# <small>In Production</small>	<div>85°C max.</div> <div>Reflow OK</div>	Consumer equipment, Industrial Equipment, Mobile Electronics, Medical equipment [GHTF A/B/C] except for implant equipment,		1.0 ±0.1mm	0.5 ±0.1mm	0.5 ±0.1mm	X5R(EIA)	50Vdc	0.47μF	±20%	Derating1
GRM155R61H683KE14# <small>In Production</small>	<div>85°C max.</div> <div>Reflow OK</div>	Automotive Consumer equipment, Industrial Equipment, Mobile Electronics, Medical equipment [GHTF A/B/C] except for implant equipment,		1.0 ±0.05mm	0.5 ±0.05mm	0.5 ±0.05mm	X5R(EIA)	50Vdc	68000pF	±10%	
GRM155R61J224KE01# <small>In Production</small>	<div>85°C max.</div> <div>Reflow OK</div>	Automotive Consumer equipment, Industrial Equipment, Mobile Electronics, Medical equipment [GHTF A/B/C] except for implant equipment,		1.0 ±0.05mm	0.5 ±0.05mm	0.5 ±0.05mm	X5R(EIA)	63Vdc	0.22μF	±10%	Derating1
GRM155R61J224ME01# <small>In Production</small>	<div>85°C max.</div> <div>Reflow OK</div>	Automotive Consumer equipment, Industrial Equipment, Mobile Electronics, Medical equipment [GHTF A/B/C] except for implant equipment,		1.0 ±0.05mm	0.5 ±0.05mm	0.5 ±0.05mm	X5R(EIA)	63Vdc	0.22μF	±20%	Derating1





Automotive

Attention

1. This catalog is downloaded from the website of Murata Manufacturing Co., Ltd. Therefore, it's specifications are subject to change or our products in it may be discontinued without advance notice. Please check with our sales representatives or product engineers before ordering.

2. This catalog has only typical specifications because there is no space for detailed specifications. Therefore, please review our product specifications or consult the approval sheet for product specifications before ordering.

Ceramic Capacitors(SMD)

Part Number	Characteristic	Specific Applications	Appearance	Length	Width	Thickness	Temperature characteristics	Rated Voltage	Capacitance	Tolerance of capacitance	Notes
GRM155R61J334KE01# <small>In Production</small>	85 °C max. Reflow OK	Consumer equipment, Industrial Equipment, Mobile Electronics, Medical equipment [GHTF A/B/C] except for implant equipment,		1.0 ±0.1mm	0.5 ±0.1mm	0.5 ±0.1mm	X5R(EIA)	63Vdc	0.33μF	±10%	Derating1
GRM155R61J334ME01# <small>In Production</small>	85 °C max. Reflow OK	Automotive Consumer equipment, Industrial Equipment, Mobile Electronics, Medical equipment [GHTF A/B/C] except for implant equipment,		1.0 ±0.1mm	0.5 ±0.1mm	0.5 ±0.1mm	X5R(EIA)	63Vdc	0.33μF	±20%	Derating1
GRM155R62A104KE14# <small>In Production</small>	85 °C max. Reflow OK	Automotive Consumer equipment, Industrial Equipment, Mobile Electronics, Medical equipment [GHTF A/B/C] except for implant equipment,		1.0 ±0.05mm	0.5 ±0.05mm	0.5 ±0.05mm	X5R(EIA)	100Vdc	0.1μF	±10%	Derating1
GRM155R62A104ME14# <small>In Production</small>	85 °C max. Reflow OK	Automotive Consumer equipment, Industrial Equipment, Mobile Electronics, Medical equipment [GHTF A/B/C] except for implant equipment,		1.0 ±0.05mm	0.5 ±0.05mm	0.5 ±0.05mm	X5R(EIA)	100Vdc	0.1μF	±20%	Derating1


Automotive

Attention

1. This catalog is downloaded from the website of Murata Manufacturing Co., Ltd. Therefore, it's specifications are subject to change or our products in it may be discontinued without advance notice. Please check with our sales representatives or product engineers before ordering.

2. This catalog has only typical specifications because there is no space for detailed specifications. Therefore, please review our product specifications or consult the approval sheet for product specifications before ordering.

Ceramic Capacitors(SMD)





Part Number	Characteristic	Specific Applications	Appearance	Length	Width	Thickness	Temperature characteristics	Rated Voltage	Capacitance	Tolerance of capacitance	Notes
GRM155R6YA105KE11# <small>In Production</small>	85 °C max. Reflow OK	Consumer equipment, Industrial Equipment, Mobile Electronics, Medical equipment [GHTF A/B/C] except for implant equipment,		1.0 ±0.1mm	0.5 ±0.1mm	0.5 ±0.1mm	X5R(EIA)	35Vdc	1μF	±10%	Derating1
GRM155R6YA105ME11# <small>In Production</small>	85 °C max. Reflow OK	Automotive Consumer equipment, Industrial Equipment, Mobile Electronics, Medical equipment [GHTF A/B/C] except for implant equipment,		1.0 ±0.1mm	0.5 ±0.1mm	0.5 ±0.1mm	X5R(EIA)	35Vdc	1μF	±20%	Derating1
GRM155R6YA225KE11# <small>In Production</small>	85 °C max. Reflow OK	Automotive Mobile Electronics		1.0 ±0.2mm	0.5 ±0.2mm	0.5 ±0.2mm	X5R(EIA)	35Vdc	2.2μF	±10%	Derating1. Only for mobile devices
GRM155R6YA225ME11# <small>In Production</small>	85 °C max. Reflow OK	Mobile Electronics		1.0 ±0.2mm	0.5 ±0.2mm	0.5 ±0.2mm	X5R(EIA)	35Vdc	2.2μF	±20%	Derating1. Only for mobile devices
GRM155R60G155ME69# <small>NRND</small>	85 °C max. Reflow OK	Consumer equipment, Industrial Equipment, Mobile Electronics, Medical equipment [GHTF A/B/C] except for implant equipment, Automotive		1.0 ±0.07mm	0.5 ±0.07mm	0.5 ±0.07mm	X5R(EIA)	4Vdc	1.5μF	±20%	Measure capacitance after heat treatment

Attention

1. This catalog is downloaded from the website of Murata Manufacturing Co., Ltd. Therefore, it's specifications are subject to change or our products in it may be discontinued without advance notice. Please check with our sales representatives or product engineers before ordering.

2. This catalog has only typical specifications because there is no space for detailed specifications. Therefore, please review our product specifications or consult the approval sheet for product specifications before ordering.

Ceramic Capacitors(SMD)





Part Number	Characteristic	Specific Applications	Appearance	Length	Width	Thickness	Temperature characteristics	Rated Voltage	Capacitance	Tolerance of capacitance	Notes
GRM155R60G564ME01# NRND	85 °C max. Reflow OK	Consumer equipment, Industrial Equipment,Mobile Electronics,Medical equipment [GHTF A/B/C] except for implant equipment,		1.0 ±0.05mm	0.5 ±0.05mm	0.5 ±0.05mm	X5R(EIA)	4Vdc	0.56μF	±20%	
GRM155R60G684ME01# NRND	85 °C max. Reflow OK	Automotive Consumer equipment, Industrial Equipment,Mobile Electronics,Medical equipment [GHTF A/B/C] except for implant equipment,		1.0 ±0.05mm	0.5 ±0.05mm	0.5 ±0.05mm	X5R(EIA)	4Vdc	0.68μF	±20%	
GRM155R60G824ME01# NRND	85 °C max. Reflow OK	Automotive Consumer equipment, Industrial Equipment,Mobile Electronics,Medical equipment [GHTF A/B/C] except for implant equipment,		1.0 ±0.05mm	0.5 ±0.05mm	0.5 ±0.05mm	X5R(EIA)	4Vdc	0.82μF	±20%	
GRM155R60J104JA01# NRND	85 °C max. Reflow OK	Automotive Consumer equipment, Industrial Equipment,Mobile Electronics,Medical equipment [GHTF A/B/C] except for implant equipment, Automotive		1.0 ±0.05mm	0.5 ±0.05mm	0.5 ±0.05mm	X5R(EIA)	6.3Vdc	0.1μF	±5%	

Attention

1. This catalog is downloaded from the website of Murata Manufacturing Co., Ltd. Therefore, it's specifications are subject to change or our products in it may be discontinued without advance notice. Please check with our sales representatives or product engineers before ordering.

2. This catalog has only typical specifications because there is no space for detailed specifications. Therefore, please review our product specifications or consult the approval sheet for product specifications before ordering.

Ceramic Capacitors(SMD)

Part Number	Characteristic	Specific Applications	Appearance	Length	Width	Thickness	Temperature characteristics	Rated Voltage	Capacitance	Tolerance of capacitance	Notes
GRM155R60J104MA01# NRND	85 °C max. Reflow OK	Consumer equipment, Industrial Equipment, Mobile Electronics, Medical equipment [GHTF A/B/C] except for implant equipment,		1.0 ±0.05mm	0.5 ±0.05mm	0.5 ±0.05mm	X5R(EIA)	6.3Vdc	0.1μF	±20%	
GRM155R60J124KE01# NRND	85 °C max. Reflow OK	Automotive Consumer equipment, Industrial Equipment, Mobile Electronics, Medical equipment [GHTF A/B/C] except for implant equipment,		1.0 ±0.05mm	0.5 ±0.05mm	0.5 ±0.05mm	X5R(EIA)	6.3Vdc	0.12μF	±10%	
GRM155R60J124ME01# NRND	85 °C max. Reflow OK	Automotive Consumer equipment, Industrial Equipment, Mobile Electronics, Medical equipment [GHTF A/B/C] except for implant equipment,		1.0 ±0.05mm	0.5 ±0.05mm	0.5 ±0.05mm	X5R(EIA)	6.3Vdc	0.12μF	±20%	
GRM155R60J154ME01# NRND	85 °C max. Reflow OK	Automotive Consumer equipment, Industrial Equipment, Mobile Electronics, Medical equipment [GHTF A/B/C] except for implant equipment,		1.0 ±0.05mm	0.5 ±0.05mm	0.5 ±0.05mm	X5R(EIA)	6.3Vdc	0.15μF	±20%	





Automotive

Attention

1. This catalog is downloaded from the website of Murata Manufacturing Co., Ltd. Therefore, it's specifications are subject to change or our products in it may be discontinued without advance notice. Please check with our sales representatives or product engineers before ordering.

2. This catalog has only typical specifications because there is no space for detailed specifications. Therefore, please review our product specifications or consult the approval sheet for product specifications before ordering.

Ceramic Capacitors(SMD)

Part Number	Characteristic	Specific Applications	Appearance	Length	Width	Thickness	Temperature characteristics	Rated Voltage	Capacitance	Tolerance of capacitance	Notes
GRM155R60J155ME80# NRND	85 °C max. Reflow OK	Consumer equipment, Industrial Equipment, Mobile Electronics, Medical equipment [GHTF A/B/C] except for implant equipment,		1.0 ±0.07mm	0.5 ±0.07mm	0.5 ±0.07mm	X5R(EIA)	6.3Vdc	1.5μF	±20%	Derating ¹ . Measure capacitance after heat treatment
GRM155R60J184KE01# NRND	85 °C max. Reflow OK	Automotive Consumer equipment, Industrial Equipment, Mobile Electronics, Medical equipment [GHTF A/B/C] except for implant equipment,		1.0 ±0.05mm	0.5 ±0.05mm	0.5 ±0.05mm	X5R(EIA)	6.3Vdc	0.18μF	±10%	
GRM155R60J184ME01# NRND	85 °C max. Reflow OK	Automotive Consumer equipment, Industrial Equipment, Mobile Electronics, Medical equipment [GHTF A/B/C] except for implant equipment,		1.0 ±0.05mm	0.5 ±0.05mm	0.5 ±0.05mm	X5R(EIA)	6.3Vdc	0.18μF	±20%	
GRM155R60J224ME01# NRND	85 °C max. Reflow OK	Automotive Consumer equipment, Industrial Equipment, Mobile Electronics, Medical equipment [GHTF A/B/C] except for implant equipment,		1.0 ±0.05mm	0.5 ±0.05mm	0.5 ±0.05mm	X5R(EIA)	6.3Vdc	0.22μF	±20%	

Automotive

Attention

1. This catalog is downloaded from the website of Murata Manufacturing Co., Ltd. Therefore, it's specifications are subject to change or our products in it may be discontinued without advance notice. Please check with our sales representatives or product engineers before ordering.

2. This catalog has only typical specifications because there is no space for detailed specifications. Therefore, please review our product specifications or consult the approval sheet for product specifications before ordering.

Ceramic Capacitors(SMD)

Part Number	Characteristic	Specific Applications	Appearance	Length	Width	Thickness	Temperature characteristics	Rated Voltage	Capacitance	Tolerance of capacitance	Notes
GRM155R60J274KE01# NRND	85 °C max. Reflow OK	Consumer equipment, Industrial Equipment, Mobile Electronics, Medical equipment [GHTF A/B/C] except for implant equipment,		1.0 ±0.05mm	0.5 ±0.05mm	0.5 ±0.05mm	X5R(EIA)	6.3Vdc	0.27μF	±10%	
GRM155R60J274ME01# NRND	85 °C max. Reflow OK	Automotive Consumer equipment, Industrial Equipment, Mobile Electronics, Medical equipment [GHTF A/B/C] except for implant equipment,		1.0 ±0.05mm	0.5 ±0.05mm	0.5 ±0.05mm	X5R(EIA)	6.3Vdc	0.27μF	±20%	
GRM155R60J334ME01# NRND	85 °C max. Reflow OK	Automotive Consumer equipment, Industrial Equipment, Mobile Electronics, Medical equipment [GHTF A/B/C] except for implant equipment,		1.0 ±0.05mm	0.5 ±0.05mm	0.5 ±0.05mm	X5R(EIA)	6.3Vdc	0.33μF	±20%	
GRM155R60J394KE19# NRND	85 °C max. Reflow OK	Automotive Consumer equipment, Industrial Equipment, Mobile Electronics, Medical equipment [GHTF A/B/C] except for implant equipment,		1.0 ±0.05mm	0.5 ±0.05mm	0.5 ±0.05mm	X5R(EIA)	6.3Vdc	0.39μF	±10%	





Automotive

Attention

1. This catalog is downloaded from the website of Murata Manufacturing Co., Ltd. Therefore, it's specifications are subject to change or our products in it may be discontinued without advance notice. Please check with our sales representatives or product engineers before ordering.

2. This catalog has only typical specifications because there is no space for detailed specifications. Therefore, please review our product specifications or consult the approval sheet for product specifications before ordering.

Ceramic Capacitors(SMD)





Part Number	Characteristic	Specific Applications	Appearance	Length	Width	Thickness	Temperature characteristics	Rated Voltage	Capacitance	Tolerance of capacitance	Notes
GRM155R60J394ME19# NRND	85 °C max. Reflow OK	Consumer equipment, Industrial Equipment, Mobile Electronics, Medical equipment [GHTF A/B/C] except for implant equipment,		1.0 ±0.05mm	0.5 ±0.05mm	0.5 ±0.05mm	X5R(EIA)	6.3Vdc	0.39μF	±20%	
GRM155R60J474JE19# NRND	85 °C max. Reflow OK	Automotive Consumer equipment, Industrial Equipment, Mobile Electronics, Medical equipment [GHTF A/B/C] except for implant equipment,		1.0 ±0.05mm	0.5 ±0.05mm	0.5 ±0.05mm	X5R(EIA)	6.3Vdc	0.47μF	±5%	
GRM155R60J474ME19# NRND	85 °C max. Reflow OK	Automotive Consumer equipment, Industrial Equipment, Mobile Electronics, Medical equipment [GHTF A/B/C] except for implant equipment,		1.0 ±0.05mm	0.5 ±0.05mm	0.5 ±0.05mm	X5R(EIA)	6.3Vdc	0.47μF	±20%	
GRM155R60J563JA01# NRND	85 °C max. Reflow OK	Automotive Consumer equipment, Industrial Equipment, Mobile Electronics, Medical equipment [GHTF A/B/C] except for implant equipment, Automotive		1.0 ±0.05mm	0.5 ±0.05mm	0.5 ±0.05mm	X5R(EIA)	6.3Vdc	56000pF	±5%	

Attention

1. This catalog is downloaded from the website of Murata Manufacturing Co., Ltd. Therefore, it's specifications are subject to change or our products in it may be discontinued without advance notice. Please check with our sales representatives or product engineers before ordering.

2. This catalog has only typical specifications because there is no space for detailed specifications. Therefore, please review our product specifications or consult the approval sheet for product specifications before ordering.

Ceramic Capacitors(SMD)





Part Number	Characteristic	Specific Applications	Appearance	Length	Width	Thickness	Temperature characteristics	Rated Voltage	Capacitance	Tolerance of capacitance	Notes
GRM155R60J563KA01# NRND	85 °C max. Reflow OK	Consumer equipment, Industrial Equipment,Mobile Electronics,Medical equipment [GHTF A/B/C] except for implant equipment,		1.0 ±0.05mm	0.5 ±0.05mm	0.5 ±0.05mm	X5R(EIA)	6.3Vdc	56000pF	±10%	
GRM155R60J563MA01# NRND	85 °C max. Reflow OK	Automotive Consumer equipment, Industrial Equipment,Mobile Electronics,Medical equipment [GHTF A/B/C] except for implant equipment,		1.0 ±0.05mm	0.5 ±0.05mm	0.5 ±0.05mm	X5R(EIA)	6.3Vdc	56000pF	±20%	
GRM155R60J564KE19# NRND	85 °C max. Reflow OK	Automotive Consumer equipment, Industrial Equipment,Mobile Electronics,Medical equipment [GHTF A/B/C] except for implant equipment,		1.0 ±0.05mm	0.5 ±0.05mm	0.5 ±0.05mm	X5R(EIA)	6.3Vdc	0.56μF	±10%	
GRM155R60J564ME19# NRND	85 °C max. Reflow OK	Automotive Consumer equipment, Industrial Equipment,Mobile Electronics,Medical equipment [GHTF A/B/C] except for implant equipment, Automotive		1.0 ±0.05mm	0.5 ±0.05mm	0.5 ±0.05mm	X5R(EIA)	6.3Vdc	0.56μF	±20%	

Attention

1. This catalog is downloaded from the website of Murata Manufacturing Co., Ltd. Therefore, it's specifications are subject to change or our products in it may be discontinued without advance notice. Please check with our sales representatives or product engineers before ordering.

2. This catalog has only typical specifications because there is no space for detailed specifications.
Therefore, please review our product specifications or consult the approval sheet for product specifications before ordering.

Ceramic Capacitors(SMD)

Part Number	Characteristic	Specific Applications	Appearance	Length	Width	Thickness	Temperature characteristics	Rated Voltage	Capacitance	Tolerance of capacitance	Notes
GRM155R60J683JA01# NRND	85 °C max. Reflow OK	Consumer equipment, Industrial Equipment,Mobile Electronics,Medical equipment [GHTF A/B/C] except for implant equipment,		1.0 ±0.05mm	0.5 ±0.05mm	0.5 ±0.05mm	X5R(EIA)	6.3Vdc	68000pF	±5%	
GRM155R60J683MA01# NRND	85 °C max. Reflow OK	Automotive Consumer equipment, Industrial Equipment,Mobile Electronics,Medical equipment [GHTF A/B/C] except for implant equipment,		1.0 ±0.05mm	0.5 ±0.05mm	0.5 ±0.05mm	X5R(EIA)	6.3Vdc	68000pF	±20%	
GRM155R60J684ME19# NRND	85 °C max. Reflow OK	Automotive Consumer equipment, Industrial Equipment,Mobile Electronics,Medical equipment [GHTF A/B/C] except for implant equipment,		1.0 ±0.05mm	0.5 ±0.05mm	0.5 ±0.05mm	X5R(EIA)	6.3Vdc	0.68μF	±20%	
GRM155R60J823JA01# NRND	85 °C max. Reflow OK	Automotive Consumer equipment, Industrial Equipment,Mobile Electronics,Medical equipment [GHTF A/B/C] except for implant equipment,		1.0 ±0.05mm	0.5 ±0.05mm	0.5 ±0.05mm	X5R(EIA)	6.3Vdc	82000pF	±5%	

Automotive





Attention

1. This catalog is downloaded from the website of Murata Manufacturing Co., Ltd. Therefore, it's specifications are subject to change or our products in it may be discontinued without advance notice. Please check with our sales representatives or product engineers before ordering.

2. This catalog has only typical specifications because there is no space for detailed specifications.

Therefore, please review our product specifications or consult the approval sheet for product specifications before ordering.

Ceramic Capacitors(SMD)

Part Number	Characteristic	Specific Applications	Appearance	Length	Width	Thickness	Temperature characteristics	Rated Voltage	Capacitance	Tolerance of capacitance	Notes
GRM155R60J823KA01# NRND	85 °C max. Reflow OK	Consumer equipment, Industrial Equipment, Mobile Electronics, Medical equipment [GHTF A/B/C] except for implant equipment,		1.0 ±0.05mm	0.5 ±0.05mm	0.5 ±0.05mm	X5R(EIA)	6.3Vdc	82000pF	±10%	
GRM155R60J823MA01# NRND	85 °C max. Reflow OK	Automotive Consumer equipment, Industrial Equipment, Mobile Electronics, Medical equipment [GHTF A/B/C] except for implant equipment,		1.0 ±0.05mm	0.5 ±0.05mm	0.5 ±0.05mm	X5R(EIA)	6.3Vdc	82000pF	±20%	
GRM155R60J824KE19# NRND	85 °C max. Reflow OK	Automotive Consumer equipment, Industrial Equipment, Mobile Electronics, Medical equipment [GHTF A/B/C] except for implant equipment,		1.0 ±0.05mm	0.5 ±0.05mm	0.5 ±0.05mm	X5R(EIA)	6.3Vdc	0.82μF	±10%	
GRM155R60J824ME19# NRND	85 °C max. Reflow OK	Automotive Consumer equipment, Industrial Equipment, Mobile Electronics, Medical equipment [GHTF A/B/C] except for implant equipment,		1.0 ±0.05mm	0.5 ±0.05mm	0.5 ±0.05mm	X5R(EIA)	6.3Vdc	0.82μF	±20%	





Automotive

Attention

1. This catalog is downloaded from the website of Murata Manufacturing Co., Ltd. Therefore, it's specifications are subject to change or our products in it may be discontinued without advance notice. Please check with our sales representatives or product engineers before ordering.

2. This catalog has only typical specifications because there is no space for detailed specifications. Therefore, please review our product specifications or consult the approval sheet for product specifications before ordering.

Ceramic Capacitors(SMD)

Part Number	Characteristic	Specific Applications	Appearance	Length	Width	Thickness	Temperature characteristics	Rated Voltage	Capacitance	Tolerance of capacitance	Notes
GRM155R61A104JA01# NRND	85 °C max. Reflow OK	Consumer equipment, Industrial Equipment, Mobile Electronics, Medical equipment [GHTF A/B/C] except for implant equipment,		1.0 ±0.05mm	0.5 ±0.05mm	0.5 ±0.05mm	X5R(EIA)	10Vdc	0.1µF	±5%	
GRM155R61A104MA01# NRND	85 °C max. Reflow OK	Automotive Consumer equipment, Industrial Equipment, Mobile Electronics, Medical equipment [GHTF A/B/C] except for implant equipment,		1.0 ±0.05mm	0.5 ±0.05mm	0.5 ±0.05mm	X5R(EIA)	10Vdc	0.1µF	±20%	
GRM155R61A124KE19# NRND	85 °C max. Reflow OK	Automotive Consumer equipment, Industrial Equipment, Mobile Electronics, Medical equipment [GHTF A/B/C] except for implant equipment,		1.0 ±0.05mm	0.5 ±0.05mm	0.5 ±0.05mm	X5R(EIA)	10Vdc	0.12µF	±10%	
GRM155R61A124ME19# NRND	85 °C max. Reflow OK	Automotive Consumer equipment, Industrial Equipment, Mobile Electronics, Medical equipment [GHTF A/B/C] except for implant equipment,		1.0 ±0.05mm	0.5 ±0.05mm	0.5 ±0.05mm	X5R(EIA)	10Vdc	0.12µF	±20%	





Automotive

Attention

1. This catalog is downloaded from the website of Murata Manufacturing Co., Ltd. Therefore, it's specifications are subject to change or our products in it may be discontinued without advance notice. Please check with our sales representatives or product engineers before ordering.

2. This catalog has only typical specifications because there is no space for detailed specifications. Therefore, please review our product specifications or consult the approval sheet for product specifications before ordering.

Ceramic Capacitors(SMD)

Part Number	Characteristic	Specific Applications	Appearance	Length	Width	Thickness	Temperature characteristics	Rated Voltage	Capacitance	Tolerance of capacitance	Notes
GRM155R61A154ME19# NRND	85 °C max. Reflow OK	Consumer equipment, Industrial Equipment, Mobile Electronics, Medical equipment [GHTF A/B/C] except for implant equipment,		1.0 ±0.05mm	0.5 ±0.05mm	0.5 ±0.05mm	X5R(EIA)	10Vdc	0.15μF	±20%	
GRM155R61A184KE19# NRND	85 °C max. Reflow OK	Automotive Consumer equipment, Industrial Equipment, Mobile Electronics, Medical equipment [GHTF A/B/C] except for implant equipment,		1.0 ±0.05mm	0.5 ±0.05mm	0.5 ±0.05mm	X5R(EIA)	10Vdc	0.18μF	±10%	
GRM155R61A184ME19# NRND	85 °C max. Reflow OK	Automotive Consumer equipment, Industrial Equipment, Mobile Electronics, Medical equipment [GHTF A/B/C] except for implant equipment,		1.0 ±0.05mm	0.5 ±0.05mm	0.5 ±0.05mm	X5R(EIA)	10Vdc	0.18μF	±20%	
GRM155R61A224JE19# NRND	85 °C max. Reflow OK	Automotive Consumer equipment, Industrial Equipment, Mobile Electronics, Medical equipment [GHTF A/B/C] except for implant equipment,		1.0 ±0.05mm	0.5 ±0.05mm	0.5 ±0.05mm	X5R(EIA)	10Vdc	0.22μF	±5%	





Automotive

Attention

1. This catalog is downloaded from the website of Murata Manufacturing Co., Ltd. Therefore, it's specifications are subject to change or our products in it may be discontinued without advance notice. Please check with our sales representatives or product engineers before ordering.

2. This catalog has only typical specifications because there is no space for detailed specifications. Therefore, please review our product specifications or consult the approval sheet for product specifications before ordering.

Ceramic Capacitors(SMD)

Part Number	Characteristic	Specific Applications	Appearance	Length	Width	Thickness	Temperature characteristics	Rated Voltage	Capacitance	Tolerance of capacitance	Notes
GRM155R61A224ME19# NRND	85 °C max. Reflow OK	Consumer equipment, Industrial Equipment, Mobile Electronics, Medical equipment [GHTF A/B/C] except for implant equipment,		1.0 ±0.05mm	0.5 ±0.05mm	0.5 ±0.05mm	X5R(EIA)	10Vdc	0.22μF	±20%	
GRM155R61A273JA01# NRND	85 °C max. Reflow OK	Automotive Consumer equipment, Industrial Equipment, Mobile Electronics, Medical equipment [GHTF A/B/C] except for implant equipment,		1.0 ±0.05mm	0.5 ±0.05mm	0.5 ±0.05mm	X5R(EIA)	10Vdc	27000pF	±5%	
GRM155R61A273KA01# NRND	85 °C max. Reflow OK	Automotive Consumer equipment, Industrial Equipment, Mobile Electronics, Medical equipment [GHTF A/B/C] except for implant equipment,		1.0 ±0.05mm	0.5 ±0.05mm	0.5 ±0.05mm	X5R(EIA)	10Vdc	27000pF	±10%	
GRM155R61A273MA01# NRND	85 °C max. Reflow OK	Automotive Consumer equipment, Industrial Equipment, Mobile Electronics, Medical equipment [GHTF A/B/C] except for implant equipment,		1.0 ±0.05mm	0.5 ±0.05mm	0.5 ±0.05mm	X5R(EIA)	10Vdc	27000pF	±20%	





Automotive

Attention

1. This catalog is downloaded from the website of Murata Manufacturing Co., Ltd. Therefore, it's specifications are subject to change or our products in it may be discontinued without advance notice. Please check with our sales representatives or product engineers before ordering.

2. This catalog has only typical specifications because there is no space for detailed specifications. Therefore, please review our product specifications or consult the approval sheet for product specifications before ordering.

Ceramic Capacitors(SMD)

Part Number	Characteristic	Specific Applications	Appearance	Length	Width	Thickness	Temperature characteristics	Rated Voltage	Capacitance	Tolerance of capacitance	Notes
GRM155R61A274KE15# NRND	85 °C max. Reflow OK	Consumer equipment, Industrial Equipment, Mobile Electronics, Medical equipment [GHTF A/B/C] except for implant equipment,		1.0 ±0.05mm	0.5 ±0.05mm	0.5 ±0.05mm	X5R(EIA)	10Vdc	0.27μF	±10%	
GRM155R61A274ME15# NRND	85 °C max. Reflow OK	Automotive Consumer equipment, Industrial Equipment, Mobile Electronics, Medical equipment [GHTF A/B/C] except for implant equipment,		1.0 ±0.05mm	0.5 ±0.05mm	0.5 ±0.05mm	X5R(EIA)	10Vdc	0.27μF	±20%	
GRM155R61A333JA01# NRND	85 °C max. Reflow OK	Automotive Consumer equipment, Industrial Equipment, Mobile Electronics, Medical equipment [GHTF A/B/C] except for implant equipment,		1.0 ±0.05mm	0.5 ±0.05mm	0.5 ±0.05mm	X5R(EIA)	10Vdc	33000pF	±5%	
GRM155R61A333MA01# NRND	85 °C max. Reflow OK	Automotive Consumer equipment, Industrial Equipment, Mobile Electronics, Medical equipment [GHTF A/B/C] except for implant equipment,		1.0 ±0.05mm	0.5 ±0.05mm	0.5 ±0.05mm	X5R(EIA)	10Vdc	33000pF	±20%	





Automotive

Attention

1. This catalog is downloaded from the website of Murata Manufacturing Co., Ltd. Therefore, it's specifications are subject to change or our products in it may be discontinued without advance notice. Please check with our sales representatives or product engineers before ordering.

2. This catalog has only typical specifications because there is no space for detailed specifications. Therefore, please review our product specifications or consult the approval sheet for product specifications before ordering.

Ceramic Capacitors(SMD)

Part Number	Characteristic	Specific Applications	Appearance	Length	Width	Thickness	Temperature characteristics	Rated Voltage	Capacitance	Tolerance of capacitance	Notes
GRM155R61A334ME15# NRND	85 °C max. Reflow OK	Consumer equipment, Industrial Equipment, Mobile Electronics, Medical equipment [GHTF A/B/C] except for implant equipment,		1.0 ±0.05mm	0.5 ±0.05mm	0.5 ±0.05mm	X5R(EIA)	10Vdc	0.33μF	±20%	
GRM155R61A393JA01# NRND	85 °C max. Reflow OK	Automotive Consumer equipment, Industrial Equipment, Mobile Electronics, Medical equipment [GHTF A/B/C] except for implant equipment,		1.0 ±0.05mm	0.5 ±0.05mm	0.5 ±0.05mm	X5R(EIA)	10Vdc	39000pF	±5%	
GRM155R61A393KA01# NRND	85 °C max. Reflow OK	Automotive Consumer equipment, Industrial Equipment, Mobile Electronics, Medical equipment [GHTF A/B/C] except for implant equipment,		1.0 ±0.05mm	0.5 ±0.05mm	0.5 ±0.05mm	X5R(EIA)	10Vdc	39000pF	±10%	
GRM155R61A393MA01# NRND	85 °C max. Reflow OK	Automotive Consumer equipment, Industrial Equipment, Mobile Electronics, Medical equipment [GHTF A/B/C] except for implant equipment,		1.0 ±0.05mm	0.5 ±0.05mm	0.5 ±0.05mm	X5R(EIA)	10Vdc	39000pF	±20%	





Automotive

Attention

1. This catalog is downloaded from the website of Murata Manufacturing Co., Ltd. Therefore, it's specifications are subject to change or our products in it may be discontinued without advance notice. Please check with our sales representatives or product engineers before ordering.

2. This catalog has only typical specifications because there is no space for detailed specifications. Therefore, please review our product specifications or consult the approval sheet for product specifications before ordering.

Ceramic Capacitors(SMD)

Part Number	Characteristic	Specific Applications	Appearance	Length	Width	Thickness	Temperature characteristics	Rated Voltage	Capacitance	Tolerance of capacitance	Notes
GRM155R61A394KE15# NRND	85 °C max. Reflow OK	Consumer equipment, Industrial Equipment, Mobile Electronics, Medical equipment [GHTF A/B/C] except for implant equipment,		1.0 ±0.05mm	0.5 ±0.05mm	0.5 ±0.05mm	X5R(EIA)	10Vdc	0.39μF	±10%	
GRM155R61A394ME15# NRND	85 °C max. Reflow OK	Automotive Consumer equipment, Industrial Equipment, Mobile Electronics, Medical equipment [GHTF A/B/C] except for implant equipment,		1.0 ±0.05mm	0.5 ±0.05mm	0.5 ±0.05mm	X5R(EIA)	10Vdc	0.39μF	±20%	
GRM155R61A473JA01# NRND	85 °C max. Reflow OK	Automotive Consumer equipment, Industrial Equipment, Mobile Electronics, Medical equipment [GHTF A/B/C] except for implant equipment,		1.0 ±0.05mm	0.5 ±0.05mm	0.5 ±0.05mm	X5R(EIA)	10Vdc	47000pF	±5%	
GRM155R61A473MA01# NRND	85 °C max. Reflow OK	Automotive Consumer equipment, Industrial Equipment, Mobile Electronics, Medical equipment [GHTF A/B/C] except for implant equipment,		1.0 ±0.05mm	0.5 ±0.05mm	0.5 ±0.05mm	X5R(EIA)	10Vdc	47000pF	±20%	





Automotive

Attention

1. This catalog is downloaded from the website of Murata Manufacturing Co., Ltd. Therefore, it's specifications are subject to change or our products in it may be discontinued without advance notice. Please check with our sales representatives or product engineers before ordering.

2. This catalog has only typical specifications because there is no space for detailed specifications. Therefore, please review our product specifications or consult the approval sheet for product specifications before ordering.

Ceramic Capacitors(SMD)

Part Number	Characteristic	Specific Applications	Appearance	Length	Width	Thickness	Temperature characteristics	Rated Voltage	Capacitance	Tolerance of capacitance	Notes
GRM155R61A474ME15# NRND	85 °C max. Reflow OK	Consumer equipment, Industrial Equipment, Mobile Electronics, Medical equipment [GHTF A/B/C] except for implant equipment,		1.0 ±0.05mm	0.5 ±0.05mm	0.5 ±0.05mm	X5R(EIA)	10Vdc	0.47μF	±20%	
GRM155R61A563JA01# NRND	85 °C max. Reflow OK	Automotive Consumer equipment, Industrial Equipment, Mobile Electronics, Medical equipment [GHTF A/B/C] except for implant equipment,		1.0 ±0.05mm	0.5 ±0.05mm	0.5 ±0.05mm	X5R(EIA)	10Vdc	56000pF	±5%	
GRM155R61A563KA01# NRND	85 °C max. Reflow OK	Automotive Consumer equipment, Industrial Equipment, Mobile Electronics, Medical equipment [GHTF A/B/C] except for implant equipment,		1.0 ±0.05mm	0.5 ±0.05mm	0.5 ±0.05mm	X5R(EIA)	10Vdc	56000pF	±10%	
GRM155R61A563MA01# NRND	85 °C max. Reflow OK	Automotive Consumer equipment, Industrial Equipment, Mobile Electronics, Medical equipment [GHTF A/B/C] except for implant equipment,		1.0 ±0.05mm	0.5 ±0.05mm	0.5 ±0.05mm	X5R(EIA)	10Vdc	56000pF	±20%	





Automotive

Attention

1. This catalog is downloaded from the website of Murata Manufacturing Co., Ltd. Therefore, it's specifications are subject to change or our products in it may be discontinued without advance notice. Please check with our sales representatives or product engineers before ordering.

2. This catalog has only typical specifications because there is no space for detailed specifications. Therefore, please review our product specifications or consult the approval sheet for product specifications before ordering.

Ceramic Capacitors(SMD)

Part Number	Characteristic	Specific Applications	Appearance	Length	Width	Thickness	Temperature characteristics	Rated Voltage	Capacitance	Tolerance of capacitance	Notes
GRM155R61A564KE15# NRND	85 °C max. Reflow OK	Consumer equipment, Industrial Equipment, Mobile Electronics, Medical equipment [GHTF A/B/C] except for implant equipment,		1.0 ±0.05mm	0.5 ±0.05mm	0.5 ±0.05mm	X5R(EIA)	10Vdc	0.56μF	±10%	
GRM155R61A564ME15# NRND	85 °C max. Reflow OK	Automotive Consumer equipment, Industrial Equipment, Mobile Electronics, Medical equipment [GHTF A/B/C] except for implant equipment,		1.0 ±0.05mm	0.5 ±0.05mm	0.5 ±0.05mm	X5R(EIA)	10Vdc	0.56μF	±20%	
GRM155R61A683JA01# NRND	85 °C max. Reflow OK	Automotive Consumer equipment, Industrial Equipment, Mobile Electronics, Medical equipment [GHTF A/B/C] except for implant equipment,		1.0 ±0.05mm	0.5 ±0.05mm	0.5 ±0.05mm	X5R(EIA)	10Vdc	68000pF	±5%	
GRM155R61A683MA01# NRND	85 °C max. Reflow OK	Automotive Consumer equipment, Industrial Equipment, Mobile Electronics, Medical equipment [GHTF A/B/C] except for implant equipment,		1.0 ±0.05mm	0.5 ±0.05mm	0.5 ±0.05mm	X5R(EIA)	10Vdc	68000pF	±20%	

Automotive

Attention

1. This catalog is downloaded from the website of Murata Manufacturing Co., Ltd. Therefore, it's specifications are subject to change or our products in it may be discontinued without advance notice. Please check with our sales representatives or product engineers before ordering.

2. This catalog has only typical specifications because there is no space for detailed specifications. Therefore, please review our product specifications or consult the approval sheet for product specifications before ordering.

Ceramic Capacitors(SMD)

Part Number	Characteristic	Specific Applications	Appearance	Length	Width	Thickness	Temperature characteristics	Rated Voltage	Capacitance	Tolerance of capacitance	Notes
GRM155R61A684ME15# NRND	85 °C max. Reflow OK	Consumer equipment, Industrial Equipment, Mobile Electronics, Medical equipment [GHTF A/B/C] except for implant equipment,		1.0 ±0.05mm	0.5 ±0.05mm	0.5 ±0.05mm	X5R(EIA)	10Vdc	0.68μF	±20%	
GRM155R61A823JA01# NRND	85 °C max. Reflow OK	Automotive Consumer equipment, Industrial Equipment, Mobile Electronics, Medical equipment [GHTF A/B/C] except for implant equipment,		1.0 ±0.05mm	0.5 ±0.05mm	0.5 ±0.05mm	X5R(EIA)	10Vdc	82000pF	±5%	
GRM155R61A823KA01# NRND	85 °C max. Reflow OK	Automotive Consumer equipment, Industrial Equipment, Mobile Electronics, Medical equipment [GHTF A/B/C] except for implant equipment,		1.0 ±0.05mm	0.5 ±0.05mm	0.5 ±0.05mm	X5R(EIA)	10Vdc	82000pF	±10%	
GRM155R61A823MA01# NRND	85 °C max. Reflow OK	Automotive Consumer equipment, Industrial Equipment, Mobile Electronics, Medical equipment [GHTF A/B/C] except for implant equipment,		1.0 ±0.05mm	0.5 ±0.05mm	0.5 ±0.05mm	X5R(EIA)	10Vdc	82000pF	±20%	





Automotive

Attention

1. This catalog is downloaded from the website of Murata Manufacturing Co., Ltd. Therefore, it's specifications are subject to change or our products in it may be discontinued without advance notice. Please check with our sales representatives or product engineers before ordering.

2. This catalog has only typical specifications because there is no space for detailed specifications. Therefore, please review our product specifications or consult the approval sheet for product specifications before ordering.

Ceramic Capacitors(SMD)

Part Number	Characteristic	Specific Applications	Appearance	Length	Width	Thickness	Temperature characteristics	Rated Voltage	Capacitance	Tolerance of capacitance	Notes
GRM155R61A824KE15# NRND	85 °C max. Reflow OK	Consumer equipment, Industrial Equipment, Mobile Electronics, Medical equipment [GHTF A/B/C] except for implant equipment,		1.0 ±0.05mm	0.5 ±0.05mm	0.5 ±0.05mm	X5R(EIA)	10Vdc	0.82μF	±10%	
GRM155R61A824ME15# NRND	85 °C max. Reflow OK	Automotive Consumer equipment, Industrial Equipment, Mobile Electronics, Medical equipment [GHTF A/B/C] except for implant equipment,		1.0 ±0.05mm	0.5 ±0.05mm	0.5 ±0.05mm	X5R(EIA)	10Vdc	0.82μF	±20%	
GRM155R61C104JA88# NRND	85 °C max. Reflow OK	Automotive Consumer equipment, Industrial Equipment, Mobile Electronics, Medical equipment [GHTF A/B/C] except for implant equipment,		1.0 ±0.05mm	0.5 ±0.05mm	0.5 ±0.05mm	X5R(EIA)	16Vdc	0.1μF	±5%	
GRM155R61C104MA88# NRND	85 °C max. Reflow OK	Automotive Consumer equipment, Industrial Equipment, Mobile Electronics, Medical equipment [GHTF A/B/C] except for implant equipment,		1.0 ±0.05mm	0.5 ±0.05mm	0.5 ±0.05mm	X5R(EIA)	16Vdc	0.1μF	±20%	





Automotive

Attention

1. This catalog is downloaded from the website of Murata Manufacturing Co., Ltd. Therefore, it's specifications are subject to change or our products in it may be discontinued without advance notice. Please check with our sales representatives or product engineers before ordering.

2. This catalog has only typical specifications because there is no space for detailed specifications. Therefore, please review our product specifications or consult the approval sheet for product specifications before ordering.

Ceramic Capacitors(SMD)

Part Number	Characteristic	Specific Applications	Appearance	Length	Width	Thickness	Temperature characteristics	Rated Voltage	Capacitance	Tolerance of capacitance	Notes
GRM155R61C223MA01# NRND	85 °C max. Reflow OK	Consumer equipment, Industrial Equipment, Mobile Electronics, Medical equipment [GHTF A/B/C] except for implant equipment,		1.0 ±0.05mm	0.5 ±0.05mm	0.5 ±0.05mm	X5R(EIA)	16Vdc	22000pF	±20%	
GRM155R61C224MA12# NRND	85 °C max. Reflow OK	Automotive Consumer equipment, Industrial Equipment, Mobile Electronics, Medical equipment [GHTF A/B/C] except for implant equipment,		1.0 ±0.05mm	0.5 ±0.05mm	0.5 ±0.05mm	X5R(EIA)	16Vdc	0.22μF	±20%	
GRM155R61C273JA01# NRND	85 °C max. Reflow OK	Automotive Consumer equipment, Industrial Equipment, Mobile Electronics, Medical equipment [GHTF A/B/C] except for implant equipment,		1.0 ±0.05mm	0.5 ±0.05mm	0.5 ±0.05mm	X5R(EIA)	16Vdc	27000pF	±5%	
GRM155R61C273KA01# NRND	85 °C max. Reflow OK	Automotive Consumer equipment, Industrial Equipment, Mobile Electronics, Medical equipment [GHTF A/B/C] except for implant equipment,		1.0 ±0.05mm	0.5 ±0.05mm	0.5 ±0.05mm	X5R(EIA)	16Vdc	27000pF	±10%	





Automotive

Attention

1. This catalog is downloaded from the website of Murata Manufacturing Co., Ltd. Therefore, it's specifications are subject to change or our products in it may be discontinued without advance notice. Please check with our sales representatives or product engineers before ordering.

2. This catalog has only typical specifications because there is no space for detailed specifications. Therefore, please review our product specifications or consult the approval sheet for product specifications before ordering.

Ceramic Capacitors(SMD)

Part Number	Characteristic	Specific Applications	Appearance	Length	Width	Thickness	Temperature characteristics	Rated Voltage	Capacitance	Tolerance of capacitance	Notes
GRM155R61C273MA01# NRND	85 °C max. Reflow OK	Consumer equipment, Industrial Equipment, Mobile Electronics, Medical equipment [GHTF A/B/C] except for implant equipment,		1.0 ±0.05mm	0.5 ±0.05mm	0.5 ±0.05mm	X5R(EIA)	16Vdc	27000pF	±20%	
GRM155R61C333JA01# NRND	85 °C max. Reflow OK	Automotive Consumer equipment, Industrial Equipment, Mobile Electronics, Medical equipment [GHTF A/B/C] except for implant equipment,		1.0 ±0.05mm	0.5 ±0.05mm	0.5 ±0.05mm	X5R(EIA)	16Vdc	33000pF	±5%	
GRM155R61C333MA01# NRND	85 °C max. Reflow OK	Automotive Consumer equipment, Industrial Equipment, Mobile Electronics, Medical equipment [GHTF A/B/C] except for implant equipment,		1.0 ±0.05mm	0.5 ±0.05mm	0.5 ±0.05mm	X5R(EIA)	16Vdc	33000pF	±20%	
GRM155R61C393JA01# NRND	85 °C max. Reflow OK	Automotive Consumer equipment, Industrial Equipment, Mobile Electronics, Medical equipment [GHTF A/B/C] except for implant equipment,		1.0 ±0.05mm	0.5 ±0.05mm	0.5 ±0.05mm	X5R(EIA)	16Vdc	39000pF	±5%	





Automotive

Attention

1. This catalog is downloaded from the website of Murata Manufacturing Co., Ltd. Therefore, it's specifications are subject to change or our products in it may be discontinued without advance notice. Please check with our sales representatives or product engineers before ordering.

2. This catalog has only typical specifications because there is no space for detailed specifications. Therefore, please review our product specifications or consult the approval sheet for product specifications before ordering.

Ceramic Capacitors(SMD)

Part Number	Characteristic	Specific Applications	Appearance	Length	Width	Thickness	Temperature characteristics	Rated Voltage	Capacitance	Tolerance of capacitance	Notes
GRM155R61C393KA01# NRND	85 °C max. Reflow OK	Consumer equipment, Industrial Equipment, Mobile Electronics, Medical equipment [GHTF A/B/C] except for implant equipment,		1.0 ±0.05mm	0.5 ±0.05mm	0.5 ±0.05mm	X5R(EIA)	16Vdc	39000pF	±10%	
GRM155R61C393MA01# NRND	85 °C max. Reflow OK	Automotive Consumer equipment, Industrial Equipment, Mobile Electronics, Medical equipment [GHTF A/B/C] except for implant equipment,		1.0 ±0.05mm	0.5 ±0.05mm	0.5 ±0.05mm	X5R(EIA)	16Vdc	39000pF	±20%	
GRM155R61C473JA01# NRND	85 °C max. Reflow OK	Automotive Consumer equipment, Industrial Equipment, Mobile Electronics, Medical equipment [GHTF A/B/C] except for implant equipment,		1.0 ±0.05mm	0.5 ±0.05mm	0.5 ±0.05mm	X5R(EIA)	16Vdc	47000pF	±5%	
GRM155R61C473MA01# NRND	85 °C max. Reflow OK	Automotive Consumer equipment, Industrial Equipment, Mobile Electronics, Medical equipment [GHTF A/B/C] except for implant equipment,		1.0 ±0.05mm	0.5 ±0.05mm	0.5 ±0.05mm	X5R(EIA)	16Vdc	47000pF	±20%	





Automotive

Attention

1. This catalog is downloaded from the website of Murata Manufacturing Co., Ltd. Therefore, it's specifications are subject to change or our products in it may be discontinued without advance notice. Please check with our sales representatives or product engineers before ordering.

2. This catalog has only typical specifications because there is no space for detailed specifications. Therefore, please review our product specifications or consult the approval sheet for product specifications before ordering.

Ceramic Capacitors(SMD)

Part Number	Characteristic	Specific Applications	Appearance	Length	Width	Thickness	Temperature characteristics	Rated Voltage	Capacitance	Tolerance of capacitance	Notes
GRM155R61C474KE01# NRND	85 °C max. Reflow OK	Consumer equipment, Industrial Equipment, Mobile Electronics, Medical equipment [GHTF A/B/C] except for implant equipment,		1.0 ±0.05mm	0.5 ±0.05mm	0.5 ±0.05mm	X5R(EIA)	16Vdc	0.47μF	±10%	
GRM155R61C474ME01# NRND	85 °C max. Reflow OK	Automotive Consumer equipment, Industrial Equipment, Mobile Electronics, Medical equipment [GHTF A/B/C] except for implant equipment,		1.0 ±0.05mm	0.5 ±0.05mm	0.5 ±0.05mm	X5R(EIA)	16Vdc	0.47μF	±20%	
GRM155R61C563JA88# NRND	85 °C max. Reflow OK	Automotive Consumer equipment, Industrial Equipment, Mobile Electronics, Medical equipment [GHTF A/B/C] except for implant equipment,		1.0 ±0.05mm	0.5 ±0.05mm	0.5 ±0.05mm	X5R(EIA)	16Vdc	56000pF	±5%	
GRM155R61C563KA88# NRND	85 °C max. Reflow OK	Automotive Consumer equipment, Industrial Equipment, Mobile Electronics, Medical equipment [GHTF A/B/C] except for implant equipment,		1.0 ±0.05mm	0.5 ±0.05mm	0.5 ±0.05mm	X5R(EIA)	16Vdc	56000pF	±10%	





Automotive

Attention

1. This catalog is downloaded from the website of Murata Manufacturing Co., Ltd. Therefore, it's specifications are subject to change or our products in it may be discontinued without advance notice. Please check with our sales representatives or product engineers before ordering.

2. This catalog has only typical specifications because there is no space for detailed specifications. Therefore, please review our product specifications or consult the approval sheet for product specifications before ordering.

Ceramic Capacitors(SMD)

Part Number	Characteristic	Specific Applications	Appearance	Length	Width	Thickness	Temperature characteristics	Rated Voltage	Capacitance	Tolerance of capacitance	Notes
GRM155R61C563MA88# NRND	85 °C max. Reflow OK	Consumer equipment, Industrial Equipment, Mobile Electronics, Medical equipment [GHTF A/B/C] except for implant equipment,		1.0 ±0.05mm	0.5 ±0.05mm	0.5 ±0.05mm	X5R(EIA)	16Vdc	56000pF	±20%	
GRM155R61C683JA88# NRND	85 °C max. Reflow OK	Automotive Consumer equipment, Industrial Equipment, Mobile Electronics, Medical equipment [GHTF A/B/C] except for implant equipment,		1.0 ±0.05mm	0.5 ±0.05mm	0.5 ±0.05mm	X5R(EIA)	16Vdc	68000pF	±5%	
GRM155R61C683MA88# NRND	85 °C max. Reflow OK	Automotive Consumer equipment, Industrial Equipment, Mobile Electronics, Medical equipment [GHTF A/B/C] except for implant equipment,		1.0 ±0.05mm	0.5 ±0.05mm	0.5 ±0.05mm	X5R(EIA)	16Vdc	68000pF	±20%	
GRM155R61C823JA88# NRND	85 °C max. Reflow OK	Automotive Consumer equipment, Industrial Equipment, Mobile Electronics, Medical equipment [GHTF A/B/C] except for implant equipment,		1.0 ±0.05mm	0.5 ±0.05mm	0.5 ±0.05mm	X5R(EIA)	16Vdc	82000pF	±5%	





Automotive

Attention

1. This catalog is downloaded from the website of Murata Manufacturing Co., Ltd. Therefore, it's specifications are subject to change or our products in it may be discontinued without advance notice. Please check with our sales representatives or product engineers before ordering.

2. This catalog has only typical specifications because there is no space for detailed specifications. Therefore, please review our product specifications or consult the approval sheet for product specifications before ordering.

Ceramic Capacitors(SMD)

Part Number	Characteristic	Specific Applications	Appearance	Length	Width	Thickness	Temperature characteristics	Rated Voltage	Capacitance	Tolerance of capacitance	Notes
GRM155R61C823KA88# NRND	85 °C max. Reflow OK	Consumer equipment, Industrial Equipment, Mobile Electronics, Medical equipment [GHTF A/B/C] except for implant equipment,		1.0 ±0.05mm	0.5 ±0.05mm	0.5 ±0.05mm	X5R(EIA)	16Vdc	82000pF	±10%	
GRM155R61C823MA88# NRND	85 °C max. Reflow OK	Automotive Consumer equipment, Industrial Equipment, Mobile Electronics, Medical equipment [GHTF A/B/C] except for implant equipment,		1.0 ±0.05mm	0.5 ±0.05mm	0.5 ±0.05mm	X5R(EIA)	16Vdc	82000pF	±20%	
GRM155R61E104MA87# NRND	85 °C max. Reflow OK	Automotive Consumer equipment, Industrial Equipment, Mobile Electronics, Medical equipment [GHTF A/B/C] except for implant equipment,		1.0 ±0.05mm	0.5 ±0.05mm	0.5 ±0.05mm	X5R(EIA)	25Vdc	0.1µF	±20%	
GRM155R61E224ME01# NRND	85 °C max. Reflow OK	Automotive Consumer equipment, Industrial Equipment, Mobile Electronics, Medical equipment [GHTF A/B/C] except for implant equipment,		1.0 ±0.05mm	0.5 ±0.05mm	0.5 ±0.05mm	X5R(EIA)	25Vdc	0.22µF	±20%	





Automotive

Attention

1. This catalog is downloaded from the website of Murata Manufacturing Co., Ltd. Therefore, it's specifications are subject to change or our products in it may be discontinued without advance notice. Please check with our sales representatives or product engineers before ordering.

2. This catalog has only typical specifications because there is no space for detailed specifications. Therefore, please review our product specifications or consult the approval sheet for product specifications before ordering.

Ceramic Capacitors(SMD)

Part Number	Characteristic	Specific Applications	Appearance	Length	Width	Thickness	Temperature characteristics	Rated Voltage	Capacitance	Tolerance of capacitance	Notes
GRM155R61E474KE01# NRND	85 °C max. Reflow OK	Consumer equipment, Industrial Equipment, Mobile Electronics, Medical equipment [GHTF A/B/C] except for implant equipment,		1.0 ±0.05mm	0.5 ±0.05mm	0.5 ±0.05mm	X5R(EIA)	25Vdc	0.47μF	±10%	
GRM155R61E474ME01# NRND	85 °C max. Reflow OK	Automotive Consumer equipment, Industrial Equipment, Mobile Electronics, Medical equipment [GHTF A/B/C] except for implant equipment,		1.0 ±0.05mm	0.5 ±0.05mm	0.5 ±0.05mm	X5R(EIA)	25Vdc	0.47μF	±20%	
GRM155R61E683MA87# NRND	85 °C max. Reflow OK	Automotive Consumer equipment, Industrial Equipment, Mobile Electronics, Medical equipment [GHTF A/B/C] except for implant equipment,		1.0 ±0.05mm	0.5 ±0.05mm	0.5 ±0.05mm	X5R(EIA)	25Vdc	68000pF	±20%	
GRM155R61H333KE19# NRND	85 °C max. Reflow OK	Automotive Consumer equipment, Industrial Equipment, Mobile Electronics, Medical equipment [GHTF A/B/C] except for implant equipment,		1.0 ±0.05mm	0.5 ±0.05mm	0.5 ±0.05mm	X5R(EIA)	50Vdc	33000pF	±10%	





Automotive

Attention

1. This catalog is downloaded from the website of Murata Manufacturing Co., Ltd. Therefore, it's specifications are subject to change or our products in it may be discontinued without advance notice. Please check with our sales representatives or product engineers before ordering.

2. This catalog has only typical specifications because there is no space for detailed specifications. Therefore, please review our product specifications or consult the approval sheet for product specifications before ordering.

Ceramic Capacitors(SMD)

Part Number	Characteristic	Specific Applications	Appearance	Length	Width	Thickness	Temperature characteristics	Rated Voltage	Capacitance	Tolerance of capacitance	Notes
GRM155R61H333ME14# NRND	85 °C max. Reflow OK	Consumer equipment, Industrial Equipment, Mobile Electronics, Medical equipment [GHTF A/B/C] except for implant equipment,		1.0 ±0.05mm	0.5 ±0.05mm	0.5 ±0.05mm	X5R(EIA)	50Vdc	33000pF	±20%	
GRM155R61H333ME19# NRND	85 °C max. Reflow OK	Automotive Consumer equipment, Industrial Equipment, Mobile Electronics, Medical equipment [GHTF A/B/C] except for implant equipment,		1.0 ±0.05mm	0.5 ±0.05mm	0.5 ±0.05mm	X5R(EIA)	50Vdc	33000pF	±20%	
GRM155R61H473KE19# NRND	85 °C max. Reflow OK	Automotive Consumer equipment, Industrial Equipment, Mobile Electronics, Medical equipment [GHTF A/B/C] except for implant equipment,		1.0 ±0.05mm	0.5 ±0.05mm	0.5 ±0.05mm	X5R(EIA)	50Vdc	47000pF	±10%	
GRM155R61H473ME14# NRND	85 °C max. Reflow OK	Automotive Consumer equipment, Industrial Equipment, Mobile Electronics, Medical equipment [GHTF A/B/C] except for implant equipment,		1.0 ±0.05mm	0.5 ±0.05mm	0.5 ±0.05mm	X5R(EIA)	50Vdc	47000pF	±20%	





Automotive

Attention

1. This catalog is downloaded from the website of Murata Manufacturing Co., Ltd. Therefore, it's specifications are subject to change or our products in it may be discontinued without advance notice. Please check with our sales representatives or product engineers before ordering.

2. This catalog has only typical specifications because there is no space for detailed specifications. Therefore, please review our product specifications or consult the approval sheet for product specifications before ordering.

Ceramic Capacitors(SMD)

Part Number	Characteristic	Specific Applications	Appearance	Length	Width	Thickness	Temperature characteristics	Rated Voltage	Capacitance	Tolerance of capacitance	Notes
GRM155R61H473ME19# NRND	85 °C max. Reflow OK	Consumer equipment, Industrial Equipment, Mobile Electronics, Medical equipment [GHTF A/B/C] except for implant equipment,		1.0 ±0.05mm	0.5 ±0.05mm	0.5 ±0.05mm	X5R(EIA)	50Vdc	47000pF	±20%	
GRM155R61H683KE19# NRND	85 °C max. Reflow OK	Automotive Consumer equipment, Industrial Equipment, Mobile Electronics, Medical equipment [GHTF A/B/C] except for implant equipment,		1.0 ±0.05mm	0.5 ±0.05mm	0.5 ±0.05mm	X5R(EIA)	50Vdc	68000pF	±10%	
GRM155R61H683ME14# NRND	85 °C max. Reflow OK	Automotive Consumer equipment, Industrial Equipment, Mobile Electronics, Medical equipment [GHTF A/B/C] except for implant equipment,		1.0 ±0.05mm	0.5 ±0.05mm	0.5 ±0.05mm	X5R(EIA)	50Vdc	68000pF	±20%	
GRM155R61H683ME19# NRND	85 °C max. Reflow OK	Automotive Consumer equipment, Industrial Equipment, Mobile Electronics, Medical equipment [GHTF A/B/C] except for implant equipment,		1.0 ±0.05mm	0.5 ±0.05mm	0.5 ±0.05mm	X5R(EIA)	50Vdc	68000pF	±20%	





Automotive

Attention

1. This catalog is downloaded from the website of Murata Manufacturing Co., Ltd. Therefore, it's specifications are subject to change or our products in it may be discontinued without advance notice. Please check with our sales representatives or product engineers before ordering.

2. This catalog has only typical specifications because there is no space for detailed specifications. Therefore, please review our product specifications or consult the approval sheet for product specifications before ordering.

Ceramic Capacitors(SMD)

Part Number	Characteristic	Specific Applications	Appearance	Length	Width	Thickness	Temperature characteristics	Rated Voltage	Capacitance	Tolerance of capacitance	Notes
GRM155R6YA224KE01# NRND	85 °C max. Reflow OK	Consumer equipment, Industrial Equipment, Mobile Electronics, Medical equipment [GHTF A/B/C] except for implant equipment,		1.0 ±0.05mm	0.5 ±0.05mm	0.5 ±0.05mm	X5R(EIA)	35Vdc	0.22μF	±10%	Derating1
GRM155R6YA224ME01# NRND	85 °C max. Reflow OK	Automotive Consumer equipment, Industrial Equipment, Mobile Electronics, Medical equipment [GHTF A/B/C] except for implant equipment,		1.0 ±0.05mm	0.5 ±0.05mm	0.5 ±0.05mm	X5R(EIA)	35Vdc	0.22μF	±20%	Derating1
GRM155R6YA474KE01# NRND	85 °C max. Reflow OK	Automotive Consumer equipment, Industrial Equipment, Mobile Electronics, Medical equipment [GHTF A/B/C] except for implant equipment,		1.0 ±0.05mm	0.5 ±0.05mm	0.5 ±0.05mm	X5R(EIA)	35Vdc	0.47μF	±10%	Derating1
GRM155R6YA474ME01# NRND	85 °C max. Reflow OK	Automotive Consumer equipment, Industrial Equipment, Mobile Electronics, Medical equipment [GHTF A/B/C] except for implant equipment,		1.0 ±0.05mm	0.5 ±0.05mm	0.5 ±0.05mm	X5R(EIA)	35Vdc	0.47μF	±20%	Derating1





Automotive

Attention

1. This catalog is downloaded from the website of Murata Manufacturing Co., Ltd. Therefore, it's specifications are subject to change or our products in it may be discontinued without advance notice. Please check with our sales representatives or product engineers before ordering.

2. This catalog has only typical specifications because there is no space for detailed specifications. Therefore, please review our product specifications or consult the approval sheet for product specifications before ordering.

Ceramic Capacitors(SMD)





Part Number	Characteristic	Specific Applications	Appearance	Length	Width	Thickness	Temperature characteristics	Rated Voltage	Capacitance	Tolerance of capacitance	Notes
GRM155R60G105ME01# <small>To be discontinued</small>	85 °C max. Reflow OK	Consumer equipment, Industrial Equipment, Mobile Electronics, Medical equipment [GHTF A/B/C] except for implant equipment,		1.0 ±0.05mm	0.5 ±0.05mm	0.5 ±0.05mm	X5R(EIA)	4Vdc	1µF	±20%	Please use alternative.
GRM155R60J105KE19# <small>To be discontinued</small>	85 °C max. Reflow OK	Automotive Consumer equipment, Industrial Equipment, Mobile Electronics, Medical equipment [GHTF A/B/C] except for implant equipment,		1.0 ±0.05mm	0.5 ±0.05mm	0.5 ±0.05mm	X5R(EIA)	6.3Vdc	1µF	±10%	
GRM155R60J105ME19# <small>To be discontinued</small>	85 °C max. Reflow OK	Automotive Consumer equipment, Industrial Equipment, Mobile Electronics, Medical equipment [GHTF A/B/C] except for implant equipment,		1.0 ±0.05mm	0.5 ±0.05mm	0.5 ±0.05mm	X5R(EIA)	6.3Vdc	1µF	±20%	
GRM155R61A105KE01# <small>To be discontinued</small>	85 °C max. Reflow OK	Automotive Consumer equipment, Industrial Equipment, Mobile Electronics, Medical equipment [GHTF A/B/C] except for implant equipment, Automotive		1.0 ±0.05mm	0.5 ±0.05mm	0.5 ±0.05mm	X5R(EIA)	10Vdc	1µF	±10%	

Attention

1. This catalog is downloaded from the website of Murata Manufacturing Co., Ltd. Therefore, it's specifications are subject to change or our products in it may be discontinued without advance notice. Please check with our sales representatives or product engineers before ordering.

2. This catalog has only typical specifications because there is no space for detailed specifications. Therefore, please review our product specifications or consult the approval sheet for product specifications before ordering.

Ceramic Capacitors(SMD)

Part Number	Characteristic	Specific Applications	Appearance	Length	Width	Thickness	Temperature characteristics	Rated Voltage	Capacitance	Tolerance of capacitance	Notes
GRM155R61A105KE15# <small>To be discontinued</small>	85 °C max. Reflow OK	Consumer equipment, Industrial Equipment, Mobile Electronics, Medical equipment [GHTF A/B/C] except for implant equipment,		1.0 ±0.05mm	0.5 ±0.05mm	0.5 ±0.05mm	X5R(EIA)	10Vdc	1μF	±10%	
GRM155R61A105ME01# <small>To be discontinued</small>	85 °C max. Reflow OK	Automotive Consumer equipment, Industrial Equipment, Mobile Electronics, Medical equipment [GHTF A/B/C] except for implant equipment,		1.0 ±0.05mm	0.5 ±0.05mm	0.5 ±0.05mm	X5R(EIA)	10Vdc	1μF	±20%	
GRM155R61A105ME15# <small>To be discontinued</small>	85 °C max. Reflow OK	Automotive Consumer equipment, Industrial Equipment, Mobile Electronics, Medical equipment [GHTF A/B/C] except for implant equipment,		1.0 ±0.05mm	0.5 ±0.05mm	0.5 ±0.05mm	X5R(EIA)	10Vdc	1μF	±20%	
GRM155R61C105KE01# <small>To be discontinued</small>	85 °C max. Reflow OK	Automotive Consumer equipment, Industrial Equipment, Mobile Electronics, Medical equipment [GHTF A/B/C] except for implant equipment, Automotive		1.0 ±0.05mm	0.5 ±0.05mm	0.5 ±0.05mm	X5R(EIA)	16Vdc	1μF	±10%	Derating1

Attention

1. This catalog is downloaded from the website of Murata Manufacturing Co., Ltd. Therefore, it's specifications are subject to change or our products in it may be discontinued without advance notice. Please check with our sales representatives or product engineers before ordering.

2. This catalog has only typical specifications because there is no space for detailed specifications. Therefore, please review our product specifications or consult the approval sheet for product specifications before ordering.

Ceramic Capacitors(SMD)

Part Number	Characteristic	Specific Applications	Appearance	Length	Width	Thickness	Temperature characteristics	Rated Voltage	Capacitance	Tolerance of capacitance	Notes
GRM155R61C105ME01# 	 	Consumer equipment, Industrial Equipment, Mobile Electronics, Medical equipment [GHTF A/B/C] except for implant equipment, Automotive		1.0 ±0.05mm	0.5 ±0.05mm	0.5 ±0.05mm	X5R(EIA)	16Vdc	1μF	±20%	Derating1

Attention

1. This catalog is downloaded from the website of Murata Manufacturing Co., Ltd. Therefore, it's specifications are subject to change or our products in it may be discontinued without advance notice. Please check with our sales representatives or product engineers before ordering.

2. This catalog has only typical specifications because there is no space for detailed specifications. Therefore, please review our product specifications or consult the approval sheet for product specifications before ordering.