




Ceramic Capacitors(SMD)

◀ Search Conditions ▶

GRM188R6(Starting with ...)

Capacitance 3 DigitCode:330000 to 4700000(pF)





Part Number	Characteristic	Specific Applications	Appearance	Length	Width	Thickness	Temperature characteristics	Rated Voltage	Capacitance	Tolerance of capacitance	Notes
GRM188R61A105KA61# <small>In Production</small>	<div>85°C max.</div> <div>Reflow OK</div> <div>Flow OK</div>	Consumer equipment, Industrial Equipment, Mobile Electronics, Medical equipment [GHTF A/B/C] except for implant equipment,		1.6 ±0.1mm	0.8 ±0.1mm	0.8 ±0.1mm	X5R(EIA)	10Vdc	1μF	±10%	
GRM188R61A105MA61# <small>In Production</small>	<div>85°C max.</div> <div>Reflow OK</div> <div>Flow OK</div>	Automotive Consumer equipment, Industrial Equipment, Mobile Electronics, Medical equipment [GHTF A/B/C] except for implant equipment,		1.6 ±0.1mm	0.8 ±0.1mm	0.8 ±0.1mm	X5R(EIA)	10Vdc	1μF	±20%	
GRM188R61C105KA12# <small>In Production</small>	<div>85°C max.</div> <div>Reflow OK</div> <div>Flow OK</div>	Automotive Consumer equipment, Industrial Equipment, Mobile Electronics, Medical equipment [GHTF A/B/C] except for implant equipment, Automotive		1.6 ±0.1mm	0.8 ±0.1mm	0.8 ±0.1mm	X5R(EIA)	16Vdc	1μF	±10%	Derating1

Attention

1. This catalog is downloaded from the website of Murata Manufacturing Co., Ltd. Therefore, it's specifications are subject to change or our products in it may be discontinued without advance notice. Please check with our sales representatives or product engineers before ordering.

2. This catalog has only typical specifications because there is no space for detailed specifications. Therefore, please review our product specifications or consult the approval sheet for product specifications before ordering.

Ceramic Capacitors(SMD)





Part Number	Characteristic	Specific Applications	Appearance	Length	Width	Thickness	Temperature characteristics	Rated Voltage	Capacitance	Tolerance of capacitance	Notes
GRM188R61C105MA12# <small>In Production</small>	<div>85°C max.</div> <div>Reflow OK</div> <div>Flow OK</div>	Consumer equipment, Industrial Equipment, Mobile Electronics, Medical equipment [GHTF A/B/C] except for implant equipment,		1.6 ±0.1mm	0.8 ±0.1mm	0.8 ±0.1mm	X5R(EIA)	16Vdc	1μF	±20%	Derating1
GRM188R61C475KE11# <small>In Production</small>	<div>85°C max.</div> <div>Reflow OK</div> <div>Flow OK</div>	Automotive Consumer equipment, Industrial Equipment, Mobile Electronics, Medical equipment [GHTF A/B/C] except for implant equipment,		1.6 ±0.15mm	0.8 ±0.15mm	0.8 ±0.15mm	X5R(EIA)	16Vdc	4.7μF	±10%	
GRM188R61C475ME11# <small>In Production</small>	<div>85°C max.</div> <div>Reflow OK</div> <div>Flow OK</div>	Automotive Consumer equipment, Industrial Equipment, Mobile Electronics, Medical equipment [GHTF A/B/C] except for implant equipment,		1.6 ±0.15mm	0.8 ±0.15mm	0.8 ±0.15mm	X5R(EIA)	16Vdc	4.7μF	±20%	
GRM188R61E225KA12# <small>In Production</small>	<div>85°C max.</div> <div>Reflow OK</div> <div>Flow OK</div>	Automotive Consumer equipment, Industrial Equipment, Mobile Electronics, Medical equipment [GHTF A/B/C] except for implant equipment, Automotive		1.6 ±0.1mm	0.8 ±0.1mm	0.8 ±0.1mm	X5R(EIA)	25Vdc	2.2μF	±10%	

Attention

1. This catalog is downloaded from the website of Murata Manufacturing Co., Ltd. Therefore, it's specifications are subject to change or our products in it may be discontinued without advance notice. Please check with our sales representatives or product engineers before ordering.

2. This catalog has only typical specifications because there is no space for detailed specifications. Therefore, please review our product specifications or consult the approval sheet for product specifications before ordering.

Ceramic Capacitors(SMD)





Part Number	Characteristic	Specific Applications	Appearance	Length	Width	Thickness	Temperature characteristics	Rated Voltage	Capacitance	Tolerance of capacitance	Notes
GRM188R61E225MA12# <small>In Production</small>	<div>85°C max.</div> <div>Reflow OK</div> <div>Flow OK</div>	Consumer equipment, Industrial Equipment, Mobile Electronics, Medical equipment [GHTF A/B/C] except for implant equipment,		1.6 ±0.1mm	0.8 ±0.1mm	0.8 ±0.1mm	X5R(EIA)	25Vdc	2.2μF	±20%	
GRM188R61E475KE11# <small>In Production</small>	<div>85°C max.</div> <div>Reflow OK</div> <div>Flow OK</div>	Automotive Consumer equipment, Industrial Equipment, Mobile Electronics, Medical equipment [GHTF A/B/C] except for implant equipment,		1.6 ±0.15mm	0.8 ±0.15mm	0.8 ±0.15mm	X5R(EIA)	25Vdc	4.7μF	±10%	
GRM188R61E475ME11# <small>In Production</small>	<div>85°C max.</div> <div>Reflow OK</div> <div>Flow OK</div>	Automotive Consumer equipment, Industrial Equipment, Mobile Electronics, Medical equipment [GHTF A/B/C] except for implant equipment,		1.6 ±0.15mm	0.8 ±0.15mm	0.8 ±0.15mm	X5R(EIA)	25Vdc	4.7μF	±20%	
GRM188R61H225KE11# <small>In Production</small>	<div>85°C max.</div> <div>Reflow OK</div> <div>Flow OK</div>	Automotive Consumer equipment, Industrial Equipment, Mobile Electronics, Medical equipment [GHTF A/B/C] except for implant equipment, Automotive		1.6 ±0.2mm	0.8 ±0.2mm	0.8 ±0.2mm	X5R(EIA)	50Vdc	2.2μF	±10%	

Attention

1. This catalog is downloaded from the website of Murata Manufacturing Co., Ltd. Therefore, it's specifications are subject to change or our products in it may be discontinued without advance notice. Please check with our sales representatives or product engineers before ordering.

2. This catalog has only typical specifications because there is no space for detailed specifications. Therefore, please review our product specifications or consult the approval sheet for product specifications before ordering.

Ceramic Capacitors(SMD)





Part Number	Characteristic	Specific Applications	Appearance	Length	Width	Thickness	Temperature characteristics	Rated Voltage	Capacitance	Tolerance of capacitance	Notes
GRM188R61H225ME11# <small>In Production</small>	<div>85°C max.</div> <div>Reflow OK</div> <div>Flow OK</div>	Consumer equipment, Industrial Equipment, Mobile Electronics, Medical equipment [GHTF A/B/C] except for implant equipment,		1.6 ±0.2mm	0.8 ±0.2mm	0.8 ±0.2mm	X5R(EIA)	50Vdc	2.2μF	±20%	
GRM188R6YA225KA12# <small>In Production</small>	<div>85°C max.</div> <div>Reflow OK</div> <div>Flow OK</div>	Automotive Consumer equipment, Industrial Equipment, Mobile Electronics, Medical equipment [GHTF A/B/C] except for implant equipment,		1.6 ±0.1mm	0.8 ±0.1mm	0.8 ±0.1mm	X5R(EIA)	35Vdc	2.2μF	±10%	Derating ¹
GRM188R6YA225MA12# <small>In Production</small>	<div>85°C max.</div> <div>Reflow OK</div> <div>Flow OK</div>	Automotive Consumer equipment, Industrial Equipment, Mobile Electronics, Medical equipment [GHTF A/B/C] except for implant equipment,		1.6 ±0.1mm	0.8 ±0.1mm	0.8 ±0.1mm	X5R(EIA)	35Vdc	2.2μF	±20%	Derating ¹
GRM188R6YA475KE15# <small>In Production</small>	<div>85°C max.</div> <div>Reflow OK</div> <div>Flow OK</div>	Automotive Consumer equipment, Industrial Equipment, Mobile Electronics, Medical equipment [GHTF A/B/C] except for implant equipment, Automotive		1.6 ±0.2mm	0.8 ±0.2mm	0.8 ±0.2mm	X5R(EIA)	35Vdc	4.7μF	±10%	

Attention

1. This catalog is downloaded from the website of Murata Manufacturing Co., Ltd. Therefore, it's specifications are subject to change or our products in it may be discontinued without advance notice. Please check with our sales representatives or product engineers before ordering.

2. This catalog has only typical specifications because there is no space for detailed specifications. Therefore, please review our product specifications or consult the approval sheet for product specifications before ordering.

Ceramic Capacitors(SMD)





Part Number	Characteristic	Specific Applications	Appearance	Length	Width	Thickness	Temperature characteristics	Rated Voltage	Capacitance	Tolerance of capacitance	Notes
GRM188R6YA475ME15# <small>In Production</small>	<div>85°C max.</div> <div>Reflow OK</div> <div>Flow OK</div>	Consumer equipment, Industrial Equipment, Mobile Electronics, Medical equipment [GHTF A/B/C] except for implant equipment,		1.6 ±0.2mm	0.8 ±0.2mm	0.8 ±0.2mm	X5R(EIA)	35Vdc	4.7μF	±20%	
GRM188R60J105KA01# <small>NRND</small>	<div>85°C max.</div> <div>Reflow OK</div> <div>Flow OK</div>	Automotive Consumer equipment, Industrial Equipment, Mobile Electronics, Medical equipment [GHTF A/B/C] except for implant equipment,		1.6 ±0.1mm	0.8 ±0.1mm	0.8 ±0.1mm	X5R(EIA)	6.3Vdc	1μF	±10%	
GRM188R60J105MA01# <small>NRND</small>	<div>85°C max.</div> <div>Reflow OK</div> <div>Flow OK</div>	Automotive Consumer equipment, Industrial Equipment, Mobile Electronics, Medical equipment [GHTF A/B/C] except for implant equipment,		1.6 ±0.1mm	0.8 ±0.1mm	0.8 ±0.1mm	X5R(EIA)	6.3Vdc	1μF	±20%	
GRM188R60J225KE01# <small>NRND</small>	<div>85°C max.</div> <div>Reflow OK</div> <div>Flow OK</div>	Automotive Consumer equipment, Industrial Equipment, Mobile Electronics, Medical equipment [GHTF A/B/C] except for implant equipment, Automotive		1.6 ±0.1mm	0.8 ±0.1mm	0.8 ±0.1mm	X5R(EIA)	6.3Vdc	2.2μF	±10%	

Attention

1. This catalog is downloaded from the website of Murata Manufacturing Co., Ltd. Therefore, it's specifications are subject to change or our products in it may be discontinued without advance notice. Please check with our sales representatives or product engineers before ordering.

2. This catalog has only typical specifications because there is no space for detailed specifications. Therefore, please review our product specifications or consult the approval sheet for product specifications before ordering.

Ceramic Capacitors(SMD)

Part Number	Characteristic	Specific Applications	Appearance	Length	Width	Thickness	Temperature characteristics	Rated Voltage	Capacitance	Tolerance of capacitance	Notes
GRM188R60J225ME01# NRND	85 °C max. Reflow OK Flow OK	Consumer equipment, Industrial Equipment, Mobile Electronics, Medical equipment [GHTF A/B/C] except for implant equipment,		1.6 ±0.1mm	0.8 ±0.1mm	0.8 ±0.1mm	X5R(EIA)	6.3Vdc	2.2μF	±20%	
GRM188R60J334JA01# NRND	85 °C max. Reflow OK Flow OK	Automotive Consumer equipment, Industrial Equipment, Mobile Electronics, Medical equipment [GHTF A/B/C] except for implant equipment,		1.6 ±0.1mm	0.8 ±0.1mm	0.8 ±0.1mm	X5R(EIA)	6.3Vdc	0.33μF	±5%	
GRM188R60J334KA01# NRND	85 °C max. Reflow OK Flow OK	Automotive Consumer equipment, Industrial Equipment, Mobile Electronics, Medical equipment [GHTF A/B/C] except for implant equipment,		1.6 ±0.1mm	0.8 ±0.1mm	0.8 ±0.1mm	X5R(EIA)	6.3Vdc	0.33μF	±10%	
GRM188R60J334MA01# NRND	85 °C max. Reflow OK Flow OK	Automotive Consumer equipment, Industrial Equipment, Mobile Electronics, Medical equipment [GHTF A/B/C] except for implant equipment,		1.6 ±0.1mm	0.8 ±0.1mm	0.8 ±0.1mm	X5R(EIA)	6.3Vdc	0.33μF	±20%	





Automotive

Attention

1. This catalog is downloaded from the website of Murata Manufacturing Co., Ltd. Therefore, it's specifications are subject to change or our products in it may be discontinued without advance notice. Please check with our sales representatives or product engineers before ordering.

2. This catalog has only typical specifications because there is no space for detailed specifications. Therefore, please review our product specifications or consult the approval sheet for product specifications before ordering.

Ceramic Capacitors(SMD)

Part Number	Characteristic	Specific Applications	Appearance	Length	Width	Thickness	Temperature characteristics	Rated Voltage	Capacitance	Tolerance of capacitance	Notes
GRM188R60J394JA01# NRND	85 °C max. Reflow OK Flow OK	Consumer equipment, Industrial Equipment, Mobile Electronics, Medical equipment [GHTF A/B/C] except for implant equipment,		1.6 ±0.1mm	0.8 ±0.1mm	0.8 ±0.1mm	X5R(EIA)	6.3Vdc	0.39μF	±5%	
GRM188R60J394KA01# NRND	85 °C max. Reflow OK Flow OK	Automotive Consumer equipment, Industrial Equipment, Mobile Electronics, Medical equipment [GHTF A/B/C] except for implant equipment,		1.6 ±0.1mm	0.8 ±0.1mm	0.8 ±0.1mm	X5R(EIA)	6.3Vdc	0.39μF	±10%	
GRM188R60J394MA01# NRND	85 °C max. Reflow OK Flow OK	Automotive Consumer equipment, Industrial Equipment, Mobile Electronics, Medical equipment [GHTF A/B/C] except for implant equipment,		1.6 ±0.1mm	0.8 ±0.1mm	0.8 ±0.1mm	X5R(EIA)	6.3Vdc	0.39μF	±20%	
GRM188R60J474JA01# NRND	85 °C max. Reflow OK Flow OK	Automotive Consumer equipment, Industrial Equipment, Mobile Electronics, Medical equipment [GHTF A/B/C] except for implant equipment,		1.6 ±0.1mm	0.8 ±0.1mm	0.8 ±0.1mm	X5R(EIA)	6.3Vdc	0.47μF	±5%	





Automotive

Attention

1. This catalog is downloaded from the website of Murata Manufacturing Co., Ltd. Therefore, it's specifications are subject to change or our products in it may be discontinued without advance notice. Please check with our sales representatives or product engineers before ordering.

2. This catalog has only typical specifications because there is no space for detailed specifications. Therefore, please review our product specifications or consult the approval sheet for product specifications before ordering.

Ceramic Capacitors(SMD)

Part Number	Characteristic	Specific Applications	Appearance	Length	Width	Thickness	Temperature characteristics	Rated Voltage	Capacitance	Tolerance of capacitance	Notes
GRM188R60J474KA01# NRND	85 °C max. Reflow OK Flow OK	Consumer equipment, Industrial Equipment, Mobile Electronics, Medical equipment [GHTF A/B/C] except for implant equipment,		1.6 ±0.1mm	0.8 ±0.1mm	0.8 ±0.1mm	X5R(EIA)	6.3Vdc	0.47μF	±10%	
GRM188R60J474MA01# NRND	85 °C max. Reflow OK Flow OK	Automotive Consumer equipment, Industrial Equipment, Mobile Electronics, Medical equipment [GHTF A/B/C] except for implant equipment,		1.6 ±0.1mm	0.8 ±0.1mm	0.8 ±0.1mm	X5R(EIA)	6.3Vdc	0.47μF	±20%	
GRM188R60J475ME84# NRND	85 °C max. Reflow OK Flow OK	Automotive Consumer equipment, Industrial Equipment, Mobile Electronics, Medical equipment [GHTF A/B/C] except for implant equipment,		1.6 ±0.1mm	0.8 ±0.1mm	0.8 ±0.1mm	X5R(EIA)	6.3Vdc	4.7μF	±20%	Please use alternative.
GRM188R60J564JA01# NRND	85 °C max. Reflow OK Flow OK	Automotive Consumer equipment, Industrial Equipment, Mobile Electronics, Medical equipment [GHTF A/B/C] except for implant equipment,		1.6 ±0.1mm	0.8 ±0.1mm	0.8 ±0.1mm	X5R(EIA)	6.3Vdc	0.56μF	±5%	





Automotive

Attention

1. This catalog is downloaded from the website of Murata Manufacturing Co., Ltd. Therefore, it's specifications are subject to change or our products in it may be discontinued without advance notice. Please check with our sales representatives or product engineers before ordering.

2. This catalog has only typical specifications because there is no space for detailed specifications. Therefore, please review our product specifications or consult the approval sheet for product specifications before ordering.

Ceramic Capacitors(SMD)





Part Number	Characteristic	Specific Applications	Appearance	Length	Width	Thickness	Temperature characteristics	Rated Voltage	Capacitance	Tolerance of capacitance	Notes
GRM188R60J564KA01# NRND	85 °C max. Reflow OK Flow OK	Consumer equipment, Industrial Equipment, Mobile Electronics, Medical equipment [GHTF A/B/C] except for implant equipment,		1.6 ±0.1mm	0.8 ±0.1mm	0.8 ±0.1mm	X5R(EIA)	6.3Vdc	0.56μF	±10%	
GRM188R60J564MA01# NRND	85 °C max. Reflow OK Flow OK	Automotive Consumer equipment, Industrial Equipment, Mobile Electronics, Medical equipment [GHTF A/B/C] except for implant equipment,		1.6 ±0.1mm	0.8 ±0.1mm	0.8 ±0.1mm	X5R(EIA)	6.3Vdc	0.56μF	±20%	
GRM188R60J684JA01# NRND	85 °C max. Reflow OK Flow OK	Automotive Consumer equipment, Industrial Equipment, Mobile Electronics, Medical equipment [GHTF A/B/C] except for implant equipment,		1.6 ±0.1mm	0.8 ±0.1mm	0.8 ±0.1mm	X5R(EIA)	6.3Vdc	0.68μF	±5%	
GRM188R60J684KA01# NRND	85 °C max. Reflow OK Flow OK	Automotive Consumer equipment, Industrial Equipment, Mobile Electronics, Medical equipment [GHTF A/B/C] except for implant equipment, Automotive		1.6 ±0.1mm	0.8 ±0.1mm	0.8 ±0.1mm	X5R(EIA)	6.3Vdc	0.68μF	±10%	

Attention

1. This catalog is downloaded from the website of Murata Manufacturing Co., Ltd. Therefore, it's specifications are subject to change or our products in it may be discontinued without advance notice. Please check with our sales representatives or product engineers before ordering.

2. This catalog has only typical specifications because there is no space for detailed specifications. Therefore, please review our product specifications or consult the approval sheet for product specifications before ordering.

Ceramic Capacitors(SMD)





Part Number	Characteristic	Specific Applications	Appearance	Length	Width	Thickness	Temperature characteristics	Rated Voltage	Capacitance	Tolerance of capacitance	Notes
GRM188R60J684MA01# NRND	85 °C max. Reflow OK Flow OK	Consumer equipment, Industrial Equipment, Mobile Electronics, Medical equipment [GHTF A/B/C] except for implant equipment,		1.6 ±0.1mm	0.8 ±0.1mm	0.8 ±0.1mm	X5R(EIA)	6.3Vdc	0.68μF	±20%	
GRM188R60J824JA01# NRND	85 °C max. Reflow OK Flow OK	Automotive Consumer equipment, Industrial Equipment, Mobile Electronics, Medical equipment [GHTF A/B/C] except for implant equipment,		1.6 ±0.1mm	0.8 ±0.1mm	0.8 ±0.1mm	X5R(EIA)	6.3Vdc	0.82μF	±5%	
GRM188R60J824KA01# NRND	85 °C max. Reflow OK Flow OK	Automotive Consumer equipment, Industrial Equipment, Mobile Electronics, Medical equipment [GHTF A/B/C] except for implant equipment,		1.6 ±0.1mm	0.8 ±0.1mm	0.8 ±0.1mm	X5R(EIA)	6.3Vdc	0.82μF	±10%	
GRM188R60J824MA01# NRND	85 °C max. Reflow OK Flow OK	Automotive Consumer equipment, Industrial Equipment, Mobile Electronics, Medical equipment [GHTF A/B/C] except for implant equipment, Automotive		1.6 ±0.1mm	0.8 ±0.1mm	0.8 ±0.1mm	X5R(EIA)	6.3Vdc	0.82μF	±20%	

Attention

1. This catalog is downloaded from the website of Murata Manufacturing Co., Ltd. Therefore, it's specifications are subject to change or our products in it may be discontinued without advance notice. Please check with our sales representatives or product engineers before ordering.

2. This catalog has only typical specifications because there is no space for detailed specifications. Therefore, please review our product specifications or consult the approval sheet for product specifications before ordering.

Ceramic Capacitors(SMD)

Part Number	Characteristic	Specific Applications	Appearance	Length	Width	Thickness	Temperature characteristics	Rated Voltage	Capacitance	Tolerance of capacitance	Notes
GRM188R61A334JA61# NRND	85 °C max. Reflow OK Flow OK	Consumer equipment, Industrial Equipment, Mobile Electronics, Medical equipment [GHTF A/B/C] except for implant equipment,		1.6 ±0.1mm	0.8 ±0.1mm	0.8 ±0.1mm	X5R(EIA)	10Vdc	0.33μF	±5%	
GRM188R61A334KA61# NRND	85 °C max. Reflow OK Flow OK	Automotive Consumer equipment, Industrial Equipment, Mobile Electronics, Medical equipment [GHTF A/B/C] except for implant equipment,		1.6 ±0.1mm	0.8 ±0.1mm	0.8 ±0.1mm	X5R(EIA)	10Vdc	0.33μF	±10%	
GRM188R61A334MA61# NRND	85 °C max. Reflow OK Flow OK	Automotive Consumer equipment, Industrial Equipment, Mobile Electronics, Medical equipment [GHTF A/B/C] except for implant equipment,		1.6 ±0.1mm	0.8 ±0.1mm	0.8 ±0.1mm	X5R(EIA)	10Vdc	0.33μF	±20%	
GRM188R61A394JA61# NRND	85 °C max. Reflow OK Flow OK	Automotive Consumer equipment, Industrial Equipment, Mobile Electronics, Medical equipment [GHTF A/B/C] except for implant equipment,		1.6 ±0.1mm	0.8 ±0.1mm	0.8 ±0.1mm	X5R(EIA)	10Vdc	0.39μF	±5%	





Automotive

Attention

1. This catalog is downloaded from the website of Murata Manufacturing Co., Ltd. Therefore, it's specifications are subject to change or our products in it may be discontinued without advance notice. Please check with our sales representatives or product engineers before ordering.

2. This catalog has only typical specifications because there is no space for detailed specifications. Therefore, please review our product specifications or consult the approval sheet for product specifications before ordering.

Ceramic Capacitors(SMD)





Part Number	Characteristic	Specific Applications	Appearance	Length	Width	Thickness	Temperature characteristics	Rated Voltage	Capacitance	Tolerance of capacitance	Notes
GRM188R61A394KA61# NRND	85 °C max. Reflow OK Flow OK	Consumer equipment, Industrial Equipment,Mobile Electronics,Medical equipment [GHTF A/B/C] except for implant equipment,		1.6 ±0.1mm	0.8 ±0.1mm	0.8 ±0.1mm	X5R(EIA)	10Vdc	0.39μF	±10%	
GRM188R61A394MA61# NRND	85 °C max. Reflow OK Flow OK	Automotive Consumer equipment, Industrial Equipment,Mobile Electronics,Medical equipment [GHTF A/B/C] except for implant equipment,		1.6 ±0.1mm	0.8 ±0.1mm	0.8 ±0.1mm	X5R(EIA)	10Vdc	0.39μF	±20%	
GRM188R61A474JA61# NRND	85 °C max. Reflow OK Flow OK	Automotive Consumer equipment, Industrial Equipment,Mobile Electronics,Medical equipment [GHTF A/B/C] except for implant equipment,		1.6 ±0.1mm	0.8 ±0.1mm	0.8 ±0.1mm	X5R(EIA)	10Vdc	0.47μF	±5%	
GRM188R61A474KA12# NRND	85 °C max. Reflow OK Flow OK	Automotive Consumer equipment, Industrial Equipment,Mobile Electronics,Medical equipment [GHTF A/B/C] except for implant equipment, Automotive		1.6 ±0.1mm	0.8 ±0.1mm	0.8 ±0.1mm	X5R(EIA)	10Vdc	0.47μF	±10%	

Attention

1. This catalog is downloaded from the website of Murata Manufacturing Co., Ltd. Therefore, it's specifications are subject to change or our products in it may be discontinued without advance notice. Please check with our sales representatives or product engineers before ordering.

2. This catalog has only typical specifications because there is no space for detailed specifications. Therefore, please review our product specifications or consult the approval sheet for product specifications before ordering.

Ceramic Capacitors(SMD)

Part Number	Characteristic	Specific Applications	Appearance	Length	Width	Thickness	Temperature characteristics	Rated Voltage	Capacitance	Tolerance of capacitance	Notes
GRM188R61A474KA61# NRND	85 °C max. Reflow OK Flow OK	Consumer equipment, Industrial Equipment, Mobile Electronics, Medical equipment [GHTF A/B/C] except for implant equipment,		1.6 ±0.1mm	0.8 ±0.1mm	0.8 ±0.1mm	X5R(EIA)	10Vdc	0.47μF	±10%	
GRM188R61A474MA61# NRND	85 °C max. Reflow OK Flow OK	Automotive Consumer equipment, Industrial Equipment, Mobile Electronics, Medical equipment [GHTF A/B/C] except for implant equipment,		1.6 ±0.1mm	0.8 ±0.1mm	0.8 ±0.1mm	X5R(EIA)	10Vdc	0.47μF	±20%	
GRM188R61A475KAAJ# NRND	85 °C max. Reflow OK Flow OK	Automotive Consumer equipment, Industrial Equipment, Mobile Electronics, Medical equipment [GHTF A/B/C] except for implant equipment,		1.6 ±0.15mm	0.8 ±0.15mm	0.8 ±0.15mm	X5R(EIA)	10Vdc	4.7μF	±10%	
GRM188R61A475MAAJ# NRND	85 °C max. Reflow OK Flow OK	Automotive Consumer equipment, Industrial Equipment, Mobile Electronics, Medical equipment [GHTF A/B/C] except for implant equipment,		1.6 ±0.15mm	0.8 ±0.15mm	0.8 ±0.15mm	X5R(EIA)	10Vdc	4.7μF	±20%	





Automotive

Attention

1. This catalog is downloaded from the website of Murata Manufacturing Co., Ltd. Therefore, it's specifications are subject to change or our products in it may be discontinued without advance notice. Please check with our sales representatives or product engineers before ordering.

2. This catalog has only typical specifications because there is no space for detailed specifications. Therefore, please review our product specifications or consult the approval sheet for product specifications before ordering.

Ceramic Capacitors(SMD)

Part Number	Characteristic	Specific Applications	Appearance	Length	Width	Thickness	Temperature characteristics	Rated Voltage	Capacitance	Tolerance of capacitance	Notes
GRM188R61A564JA61# NRND	85 °C max. Reflow OK Flow OK	Consumer equipment, Industrial Equipment, Mobile Electronics, Medical equipment [GHTF A/B/C] except for implant equipment,		1.6 ±0.1mm	0.8 ±0.1mm	0.8 ±0.1mm	X5R(EIA)	10Vdc	0.56μF	±5%	
GRM188R61A564KA61# NRND	85 °C max. Reflow OK Flow OK	Automotive Consumer equipment, Industrial Equipment, Mobile Electronics, Medical equipment [GHTF A/B/C] except for implant equipment,		1.6 ±0.1mm	0.8 ±0.1mm	0.8 ±0.1mm	X5R(EIA)	10Vdc	0.56μF	±10%	
GRM188R61A564MA61# NRND	85 °C max. Reflow OK Flow OK	Automotive Consumer equipment, Industrial Equipment, Mobile Electronics, Medical equipment [GHTF A/B/C] except for implant equipment,		1.6 ±0.1mm	0.8 ±0.1mm	0.8 ±0.1mm	X5R(EIA)	10Vdc	0.56μF	±20%	
GRM188R61A684JA61# NRND	85 °C max. Reflow OK Flow OK	Automotive Consumer equipment, Industrial Equipment, Mobile Electronics, Medical equipment [GHTF A/B/C] except for implant equipment,		1.6 ±0.1mm	0.8 ±0.1mm	0.8 ±0.1mm	X5R(EIA)	10Vdc	0.68μF	±5%	





Automotive

Attention

1. This catalog is downloaded from the website of Murata Manufacturing Co., Ltd. Therefore, it's specifications are subject to change or our products in it may be discontinued without advance notice. Please check with our sales representatives or product engineers before ordering.

2. This catalog has only typical specifications because there is no space for detailed specifications. Therefore, please review our product specifications or consult the approval sheet for product specifications before ordering.

Ceramic Capacitors(SMD)





Part Number	Characteristic	Specific Applications	Appearance	Length	Width	Thickness	Temperature characteristics	Rated Voltage	Capacitance	Tolerance of capacitance	Notes
GRM188R61A684KA61# NRND	85 °C max. Reflow OK Flow OK	Consumer equipment, Industrial Equipment,Mobile Electronics,Medical equipment [GHTF A/B/C] except for implant equipment,		1.6 ±0.1mm	0.8 ±0.1mm	0.8 ±0.1mm	X5R(EIA)	10Vdc	0.68μF	±10%	
GRM188R61A684MA61# NRND	85 °C max. Reflow OK Flow OK	Automotive Consumer equipment, Industrial Equipment,Mobile Electronics,Medical equipment [GHTF A/B/C] except for implant equipment,		1.6 ±0.1mm	0.8 ±0.1mm	0.8 ±0.1mm	X5R(EIA)	10Vdc	0.68μF	±20%	
GRM188R61A824JA61# NRND	85 °C max. Reflow OK Flow OK	Automotive Consumer equipment, Industrial Equipment,Mobile Electronics,Medical equipment [GHTF A/B/C] except for implant equipment,		1.6 ±0.1mm	0.8 ±0.1mm	0.8 ±0.1mm	X5R(EIA)	10Vdc	0.82μF	±5%	
GRM188R61A824KA61# NRND	85 °C max. Reflow OK Flow OK	Automotive Consumer equipment, Industrial Equipment,Mobile Electronics,Medical equipment [GHTF A/B/C] except for implant equipment, Automotive		1.6 ±0.1mm	0.8 ±0.1mm	0.8 ±0.1mm	X5R(EIA)	10Vdc	0.82μF	±10%	

Attention

1. This catalog is downloaded from the website of Murata Manufacturing Co., Ltd. Therefore, it's specifications are subject to change or our products in it may be discontinued without advance notice. Please check with our sales representatives or product engineers before ordering.

2. This catalog has only typical specifications because there is no space for detailed specifications. Therefore, please review our product specifications or consult the approval sheet for product specifications before ordering.

Ceramic Capacitors(SMD)





Part Number	Characteristic	Specific Applications	Appearance	Length	Width	Thickness	Temperature characteristics	Rated Voltage	Capacitance	Tolerance of capacitance	Notes
GRM188R61A824MA61# NRND	85 °C max. Reflow OK Flow OK	Consumer equipment, Industrial Equipment, Mobile Electronics, Medical equipment [GHTF A/B/C] except for implant equipment,		1.6 ±0.1mm	0.8 ±0.1mm	0.8 ±0.1mm	X5R(EIA)	10Vdc	0.82μF	±20%	
GRM188R61C225KAAD# NRND	85 °C max. Reflow OK Flow OK	Automotive Consumer equipment, Industrial Equipment, Mobile Electronics, Medical equipment [GHTF A/B/C] except for implant equipment,		1.6 ±0.1mm	0.8 ±0.1mm	0.8 ±0.1mm	X5R(EIA)	16Vdc	2.2μF	±10%	
GRM188R61C225MAAD# NRND	85 °C max. Reflow OK Flow OK	Automotive Consumer equipment, Industrial Equipment, Mobile Electronics, Medical equipment [GHTF A/B/C] except for implant equipment,		1.6 ±0.1mm	0.8 ±0.1mm	0.8 ±0.1mm	X5R(EIA)	16Vdc	2.2μF	±20%	
GRM188R61C334KA12# NRND	85 °C max. Reflow OK Flow OK	Automotive Consumer equipment, Industrial Equipment, Mobile Electronics, Medical equipment [GHTF A/B/C] except for implant equipment, Automotive		1.6 ±0.1mm	0.8 ±0.1mm	0.8 ±0.1mm	X5R(EIA)	16Vdc	0.33μF	±10%	Derating1

Attention

1. This catalog is downloaded from the website of Murata Manufacturing Co., Ltd. Therefore, it's specifications are subject to change or our products in it may be discontinued without advance notice. Please check with our sales representatives or product engineers before ordering.

2. This catalog has only typical specifications because there is no space for detailed specifications. Therefore, please review our product specifications or consult the approval sheet for product specifications before ordering.

Ceramic Capacitors(SMD)

Part Number	Characteristic	Specific Applications	Appearance	Length	Width	Thickness	Temperature characteristics	Rated Voltage	Capacitance	Tolerance of capacitance	Notes
GRM188R61C334MA12# NRND	85 °C max. Reflow OK Flow OK	Consumer equipment, Industrial Equipment, Mobile Electronics, Medical equipment [GHTF A/B/C] except for implant equipment,		1.6 ±0.1mm	0.8 ±0.1mm	0.8 ±0.1mm	X5R(EIA)	16Vdc	0.33μF	±20%	Derating1
GRM188R61C474KA12# NRND	85 °C max. Reflow OK Flow OK	Automotive Consumer equipment, Industrial Equipment, Mobile Electronics, Medical equipment [GHTF A/B/C] except for implant equipment,		1.6 ±0.1mm	0.8 ±0.1mm	0.8 ±0.1mm	X5R(EIA)	16Vdc	0.47μF	±10%	Derating1
GRM188R61C474KA93# NRND	85 °C max. Reflow OK Flow OK	Automotive Consumer equipment, Industrial Equipment, Mobile Electronics, Medical equipment [GHTF A/B/C] except for implant equipment,		1.6 ±0.1mm	0.8 ±0.1mm	0.8 ±0.1mm	X5R(EIA)	16Vdc	0.47μF	±10%	
GRM188R61C474MA12# NRND	85 °C max. Reflow OK Flow OK	Automotive Consumer equipment, Industrial Equipment, Mobile Electronics, Medical equipment [GHTF A/B/C] except for implant equipment,		1.6 ±0.1mm	0.8 ±0.1mm	0.8 ±0.1mm	X5R(EIA)	16Vdc	0.47μF	±20%	Derating1





Automotive

Attention

1. This catalog is downloaded from the website of Murata Manufacturing Co., Ltd. Therefore, it's specifications are subject to change or our products in it may be discontinued without advance notice. Please check with our sales representatives or product engineers before ordering.

2. This catalog has only typical specifications because there is no space for detailed specifications. Therefore, please review our product specifications or consult the approval sheet for product specifications before ordering.

Ceramic Capacitors(SMD)





Part Number	Characteristic	Specific Applications	Appearance	Length	Width	Thickness	Temperature characteristics	Rated Voltage	Capacitance	Tolerance of capacitance	Notes
GRM188R61C474MA93# NRND	85 °C max. Reflow OK Flow OK	Consumer equipment, Industrial Equipment, Mobile Electronics, Medical equipment [GHTF A/B/C] except for implant equipment,		1.6 ±0.1mm	0.8 ±0.1mm	0.8 ±0.1mm	X5R(EIA)	16Vdc	0.47μF	±20%	
GRM188R61C684KA75# NRND	85 °C max. Reflow OK Flow OK	Automotive Consumer equipment, Industrial Equipment, Mobile Electronics, Medical equipment [GHTF A/B/C] except for implant equipment,		1.6 ±0.1mm	0.8 ±0.1mm	0.8 ±0.1mm	X5R(EIA)	16Vdc	0.68μF	±10%	
GRM188R61C684MA75# NRND	85 °C max. Reflow OK Flow OK	Automotive Consumer equipment, Industrial Equipment, Mobile Electronics, Medical equipment [GHTF A/B/C] except for implant equipment,		1.6 ±0.1mm	0.8 ±0.1mm	0.8 ±0.1mm	X5R(EIA)	16Vdc	0.68μF	±20%	
GRM188R61E105KAAD# NRND	85 °C max. Reflow OK Flow OK	Automotive Consumer equipment, Industrial Equipment, Mobile Electronics, Medical equipment [GHTF A/B/C] except for implant equipment, Automotive		1.6 ±0.1mm	0.8 ±0.1mm	0.8 ±0.1mm	X5R(EIA)	25Vdc	1μF	±10%	

Attention

1. This catalog is downloaded from the website of Murata Manufacturing Co., Ltd. Therefore, it's specifications are subject to change or our products in it may be discontinued without advance notice. Please check with our sales representatives or product engineers before ordering.

2. This catalog has only typical specifications because there is no space for detailed specifications. Therefore, please review our product specifications or consult the approval sheet for product specifications before ordering.

Ceramic Capacitors(SMD)





Part Number	Characteristic	Specific Applications	Appearance	Length	Width	Thickness	Temperature characteristics	Rated Voltage	Capacitance	Tolerance of capacitance	Notes
GRM188R61E105MAAD# NRND	85 °C max. Reflow OK Flow OK	Consumer equipment, Industrial Equipment,Mobile Electronics,Medical equipment [GHTF A/B/C] except for implant equipment,		1.6 ±0.1mm	0.8 ±0.1mm	0.8 ±0.1mm	X5R(EIA)	25Vdc	1μF	±20%	
GRM188R61E225ME84# NRND	85 °C max. Reflow OK Flow OK	Automotive Consumer equipment, Industrial Equipment,Mobile Electronics,Medical equipment [GHTF A/B/C] except for implant equipment,		1.6 ±0.15mm	0.8 ±0.15mm	0.8 ±0.15mm	X5R(EIA)	25Vdc	2.2μF	±20%	Derating1
GRM188R61E474KA12# NRND	85 °C max. Reflow OK Flow OK	Automotive Consumer equipment, Industrial Equipment,Mobile Electronics,Medical equipment [GHTF A/B/C] except for implant equipment,		1.6 ±0.1mm	0.8 ±0.1mm	0.8 ±0.1mm	X5R(EIA)	25Vdc	0.47μF	±10%	
GRM188R61E474MA12# NRND	85 °C max. Reflow OK Flow OK	Automotive Consumer equipment, Industrial Equipment,Mobile Electronics,Medical equipment [GHTF A/B/C] except for implant equipment, Automotive		1.6 ±0.1mm	0.8 ±0.1mm	0.8 ±0.1mm	X5R(EIA)	25Vdc	0.47μF	±20%	

Attention

1. This catalog is downloaded from the website of Murata Manufacturing Co., Ltd. Therefore, it's specifications are subject to change or our products in it may be discontinued without advance notice. Please check with our sales representatives or product engineers before ordering.

2. This catalog has only typical specifications because there is no space for detailed specifications. Therefore, please review our product specifications or consult the approval sheet for product specifications before ordering.

Ceramic Capacitors(SMD)





Part Number	Characteristic	Specific Applications	Appearance	Length	Width	Thickness	Temperature characteristics	Rated Voltage	Capacitance	Tolerance of capacitance	Notes
GRM188R61E684KA75# NRND	85 °C max. Reflow OK Flow OK	Consumer equipment, Industrial Equipment, Mobile Electronics, Medical equipment [GHTF A/B/C] except for implant equipment,		1.6 ±0.1mm	0.8 ±0.1mm	0.8 ±0.1mm	X5R(EIA)	25Vdc	0.68μF	±10%	
GRM188R61E684MA75# NRND	85 °C max. Reflow OK Flow OK	Automotive Consumer equipment, Industrial Equipment, Mobile Electronics, Medical equipment [GHTF A/B/C] except for implant equipment,		1.6 ±0.1mm	0.8 ±0.1mm	0.8 ±0.1mm	X5R(EIA)	25Vdc	0.68μF	±20%	
GRM188R61H474KA12# NRND	85 °C max. Reflow OK Flow OK	Automotive Consumer equipment, Industrial Equipment, Mobile Electronics, Medical equipment [GHTF A/B/C] except for implant equipment,		1.6 ±0.1mm	0.8 ±0.1mm	0.8 ±0.1mm	X5R(EIA)	50Vdc	0.47μF	±10%	
GRM188R61H474MA12# NRND	85 °C max. Reflow OK Flow OK	Automotive Consumer equipment, Industrial Equipment, Mobile Electronics, Medical equipment [GHTF A/B/C] except for implant equipment, Automotive		1.6 ±0.1mm	0.8 ±0.1mm	0.8 ±0.1mm	X5R(EIA)	50Vdc	0.47μF	±20%	

Attention

1. This catalog is downloaded from the website of Murata Manufacturing Co., Ltd. Therefore, it's specifications are subject to change or our products in it may be discontinued without advance notice. Please check with our sales representatives or product engineers before ordering.

2. This catalog has only typical specifications because there is no space for detailed specifications. Therefore, please review our product specifications or consult the approval sheet for product specifications before ordering.

Ceramic Capacitors(SMD)





Part Number	Characteristic	Specific Applications	Appearance	Length	Width	Thickness	Temperature characteristics	Rated Voltage	Capacitance	Tolerance of capacitance	Notes
GRM188R61H684KA75# NRND	85 °C max. Reflow OK Flow OK	Consumer equipment, Industrial Equipment, Mobile Electronics, Medical equipment [GHTF A/B/C] except for implant equipment,		1.6 ±0.1mm	0.8 ±0.1mm	0.8 ±0.1mm	X5R(EIA)	50Vdc	0.68μF	±10%	Derating1
GRM188R60J225KE19# To be discontinued	85 °C max. Reflow OK Flow OK	Automotive Consumer equipment, Industrial Equipment, Mobile Electronics, Medical equipment [GHTF A/B/C] except for implant equipment,		1.6 ±0.1mm	0.8 ±0.1mm	0.8 ±0.1mm	X5R(EIA)	6.3Vdc	2.2μF	±10%	
GRM188R60J225ME19# To be discontinued	85 °C max. Reflow OK Flow OK	Automotive Consumer equipment, Industrial Equipment, Mobile Electronics, Medical equipment [GHTF A/B/C] except for implant equipment,		1.6 ±0.1mm	0.8 ±0.1mm	0.8 ±0.1mm	X5R(EIA)	6.3Vdc	2.2μF	±20%	
GRM188R60J475KE19# To be discontinued	85 °C max. Reflow OK Flow OK	Automotive Consumer equipment, Industrial Equipment, Mobile Electronics, Medical equipment [GHTF A/B/C] except for implant equipment, Automotive		1.6 ±0.1mm	0.8 ±0.1mm	0.8 ±0.1mm	X5R(EIA)	6.3Vdc	4.7μF	±10%	

Attention

1. This catalog is downloaded from the website of Murata Manufacturing Co., Ltd. Therefore, it's specifications are subject to change or our products in it may be discontinued without advance notice. Please check with our sales representatives or product engineers before ordering.

2. This catalog has only typical specifications because there is no space for detailed specifications. Therefore, please review our product specifications or consult the approval sheet for product specifications before ordering.

Ceramic Capacitors(SMD)





Part Number	Characteristic	Specific Applications	Appearance	Length	Width	Thickness	Temperature characteristics	Rated Voltage	Capacitance	Tolerance of capacitance	Notes
GRM188R60J475ME19# <small>To be discontinued</small>	85 °C max. Reflow OK Flow OK	Consumer equipment, Industrial Equipment, Mobile Electronics, Medical equipment [GHTF A/B/C] except for implant equipment,		1.6 ±0.1mm	0.8 ±0.1mm	0.8 ±0.1mm	X5R(EIA)	6.3Vdc	4.7μF	±20%	
GRM188R61A225KE34# <small>To be discontinued</small>	85 °C max. Reflow OK Flow OK	Automotive Consumer equipment, Industrial Equipment, Mobile Electronics, Medical equipment [GHTF A/B/C] except for implant equipment,		1.6 ±0.1mm	0.8 ±0.1mm	0.8 ±0.1mm	X5R(EIA)	10Vdc	2.2μF	±10%	
GRM188R61A225ME34# <small>To be discontinued</small>	85 °C max. Reflow OK Flow OK	Automotive Consumer equipment, Industrial Equipment, Mobile Electronics, Medical equipment [GHTF A/B/C] except for implant equipment,		1.6 ±0.1mm	0.8 ±0.1mm	0.8 ±0.1mm	X5R(EIA)	10Vdc	2.2μF	±20%	
GRM188R61A335KE15# <small>To be discontinued</small>	85 °C max. Reflow OK Flow OK	Automotive Consumer equipment, Industrial Equipment, Mobile Electronics, Medical equipment [GHTF A/B/C] except for implant equipment, Automotive		1.6 ±0.1mm	0.8 ±0.1mm	0.8 ±0.1mm	X5R(EIA)	10Vdc	3.3μF	±10%	

Attention

1. This catalog is downloaded from the website of Murata Manufacturing Co., Ltd. Therefore, it's specifications are subject to change or our products in it may be discontinued without advance notice. Please check with our sales representatives or product engineers before ordering.

2. This catalog has only typical specifications because there is no space for detailed specifications. Therefore, please review our product specifications or consult the approval sheet for product specifications before ordering.

Ceramic Capacitors(SMD)





Part Number	Characteristic	Specific Applications	Appearance	Length	Width	Thickness	Temperature characteristics	Rated Voltage	Capacitance	Tolerance of capacitance	Notes
GRM188R61A335ME15# <small>To be discontinued</small>	85 °C max. Reflow OK Flow OK	Consumer equipment, Industrial Equipment, Mobile Electronics, Medical equipment [GHTF A/B/C] except for implant equipment,		1.6 ±0.1mm	0.8 ±0.1mm	0.8 ±0.1mm	X5R(EIA)	10Vdc	3.3μF	±20%	
GRM188R61A475KE15# <small>To be discontinued</small>	85 °C max. Reflow OK Flow OK	Automotive Consumer equipment, Industrial Equipment, Mobile Electronics, Medical equipment [GHTF A/B/C] except for implant equipment,		1.6 ±0.1mm	0.8 ±0.1mm	0.8 ±0.1mm	X5R(EIA)	10Vdc	4.7μF	±10%	Please use alternative.
GRM188R61A475ME15# <small>To be discontinued</small>	85 °C max. Reflow OK Flow OK	Automotive Consumer equipment, Industrial Equipment, Mobile Electronics, Medical equipment [GHTF A/B/C] except for implant equipment,		1.6 ±0.1mm	0.8 ±0.1mm	0.8 ±0.1mm	X5R(EIA)	10Vdc	4.7μF	±20%	Derating1
GRM188R61C105KA93# <small>To be discontinued</small>	85 °C max. Reflow OK Flow OK	Automotive Consumer equipment, Industrial Equipment, Mobile Electronics, Medical equipment [GHTF A/B/C] except for implant equipment, Automotive		1.6 ±0.1mm	0.8 ±0.1mm	0.8 ±0.1mm	X5R(EIA)	16Vdc	1μF	±10%	

Attention

1. This catalog is downloaded from the website of Murata Manufacturing Co., Ltd. Therefore, it's specifications are subject to change or our products in it may be discontinued without advance notice. Please check with our sales representatives or product engineers before ordering.

2. This catalog has only typical specifications because there is no space for detailed specifications. Therefore, please review our product specifications or consult the approval sheet for product specifications before ordering.

Ceramic Capacitors(SMD)

Part Number	Characteristic	Specific Applications	Appearance	Length	Width	Thickness	Temperature characteristics	Rated Voltage	Capacitance	Tolerance of capacitance	Notes
GRM188R61C105MA93# <small>To be discontinued</small>	85 °C max. Reflow OK Flow OK	Consumer equipment, Industrial Equipment, Mobile Electronics, Medical equipment [GHTF A/B/C] except for implant equipment,		1.6 ±0.1mm	0.8 ±0.1mm	0.8 ±0.1mm	X5R(EIA)	16Vdc	1μF	±20%	
GRM188R61C225KE15# <small>To be discontinued</small>	85 °C max. Reflow OK Flow OK	Automotive Consumer equipment, Industrial Equipment, Mobile Electronics, Medical equipment [GHTF A/B/C] except for implant equipment,		1.6 ±0.1mm	0.8 ±0.1mm	0.8 ±0.1mm	X5R(EIA)	16Vdc	2.2μF	±10%	
GRM188R61E105KA12# <small>To be discontinued</small>	85 °C max. Reflow OK Flow OK	Automotive Consumer equipment, Industrial Equipment, Mobile Electronics, Medical equipment [GHTF A/B/C] except for implant equipment,		1.6 ±0.1mm	0.8 ±0.1mm	0.8 ±0.1mm	X5R(EIA)	25Vdc	1μF	±10%	
GRM188R61E105MA12# <small>To be discontinued</small>	85 °C max. Reflow OK Flow OK	Automotive Consumer equipment, Industrial Equipment, Mobile Electronics, Medical equipment [GHTF A/B/C] except for implant equipment,		1.6 ±0.1mm	0.8 ±0.1mm	0.8 ±0.1mm	X5R(EIA)	25Vdc	1μF	±20%	





Automotive

Attention

1. This catalog is downloaded from the website of Murata Manufacturing Co., Ltd. Therefore, it's specifications are subject to change or our products in it may be discontinued without advance notice. Please check with our sales representatives or product engineers before ordering.

2. This catalog has only typical specifications because there is no space for detailed specifications. Therefore, please review our product specifications or consult the approval sheet for product specifications before ordering.

Ceramic Capacitors(SMD)

Part Number	Characteristic	Specific Applications	Appearance	Length	Width	Thickness	Temperature characteristics	Rated Voltage	Capacitance	Tolerance of capacitance	Notes
GRM188R61H105KAAL# <small>To be discontinued</small>	85 °C max. Reflow OK Flow OK	Consumer equipment, Industrial Equipment, Mobile Electronics, Medical equipment [GHTF A/B/C] except for implant equipment,		1.6 ±0.1mm	0.8 ±0.1mm	0.8 ±0.1mm	X5R(EIA)	50Vdc	1μF	±10%	
GRM188R61H105MAAL# <small>To be discontinued</small>	85 °C max. Reflow OK Flow OK	Automotive Consumer equipment, Industrial Equipment, Mobile Electronics, Medical equipment [GHTF A/B/C] except for implant equipment,		1.6 ±0.1mm	0.8 ±0.1mm	0.8 ±0.1mm	X5R(EIA)	50Vdc	1μF	±20%	
GRM188R6YA105KA12# <small>To be discontinued</small>	85 °C max. Reflow OK Flow OK	Automotive Consumer equipment, Industrial Equipment, Mobile Electronics, Medical equipment [GHTF A/B/C] except for implant equipment,		1.6 ±0.1mm	0.8 ±0.1mm	0.8 ±0.1mm	X5R(EIA)	35Vdc	1μF	±10%	Derating1
GRM188R6YA105KAAL# <small>To be discontinued</small>	85 °C max. Reflow OK Flow OK	Automotive Consumer equipment, Industrial Equipment, Mobile Electronics, Medical equipment [GHTF A/B/C] except for implant equipment,		1.6 ±0.1mm	0.8 ±0.1mm	0.8 ±0.1mm	X5R(EIA)	35Vdc	1μF	±10%	

Automotive

Attention

1. This catalog is downloaded from the website of Murata Manufacturing Co., Ltd. Therefore, it's specifications are subject to change or our products in it may be discontinued without advance notice. Please check with our sales representatives or product engineers before ordering.

2. This catalog has only typical specifications because there is no space for detailed specifications. Therefore, please review our product specifications or consult the approval sheet for product specifications before ordering.

Ceramic Capacitors(SMD)

Part Number	Characteristic	Specific Applications	Appearance	Length	Width	Thickness	Temperature characteristics	Rated Voltage	Capacitance	Tolerance of capacitance	Notes
GRM188R6YA105MA12# <small>is To be discontinued</small>	<div>85 °C max.</div> <div>Reflow OK</div> <div>Flow OK</div>	Consumer equipment, Industrial Equipment, Mobile Electronics, Medical equipment [GHTF A/B/C] except for implant equipment, Automotive		1.6 ±0.1mm	0.8 ±0.1mm	0.8 ±0.1mm	X5R(EIA)	35Vdc	1μF	±20%	Derating1

Attention

1. This catalog is downloaded from the website of Murata Manufacturing Co., Ltd. Therefore, it's specifications are subject to change or our products in it may be discontinued without advance notice. Please check with our sales representatives or product engineers before ordering.

2. This catalog has only typical specifications because there is no space for detailed specifications. Therefore, please review our product specifications or consult the approval sheet for product specifications before ordering.