










Ceramic Capacitors(SMD)

◀ Search Conditions ▶

GRM188R7(Starting with ...)

Capacitance 3 DigitCode:220 to 2200000(pF)





Part Number	Characteristic	Specific Applications	Appearance	Length	Width	Thickness	Temperature characteristics	Rated Voltage	Capacitance	Tolerance of capacitance	Notes
GRM188R70J225KE15# <small>In Production</small>	125°C max.  	Consumer equipment, Industrial Equipment, Mobile Electronics, Medical equipment [GHTF A/B/C] except for implant equipment,		1.6 ±0.1mm	0.8 ±0.1mm	0.8 ±0.1mm	X7R(EIA)	6.3Vdc	2.2μF	±10%	
GRM188R71A225KE15# <small>In Production</small>	125°C max.  	Automotive Consumer equipment, Industrial Equipment, Mobile Electronics, Medical equipment [GHTF A/B/C] except for implant equipment,		1.6 ±0.1mm	0.8 ±0.1mm	0.8 ±0.1mm	X7R(EIA)	10Vdc	2.2μF	±10%	
GRM188R71A225ME15# <small>In Production</small>	125°C max.  	Automotive Consumer equipment, Industrial Equipment, Mobile Electronics, Medical equipment [GHTF A/B/C] except for implant equipment, Automotive		1.6 ±0.1mm	0.8 ±0.1mm	0.8 ±0.1mm	X7R(EIA)	10Vdc	2.2μF	±20%	

Attention

1. This catalog is downloaded from the website of Murata Manufacturing Co., Ltd. Therefore, it's specifications are subject to change or our products in it may be discontinued without advance notice. Please check with our sales representatives or product engineers before ordering.

2. This catalog has only typical specifications because there is no space for detailed specifications. Therefore, please review our product specifications or consult the approval sheet for product specifications before ordering.

Ceramic Capacitors(SMD)





Part Number	Characteristic	Specific Applications	Appearance	Length	Width	Thickness	Temperature characteristics	Rated Voltage	Capacitance	Tolerance of capacitance	Notes
GRM188R71C474KA88# <small>In Production</small>	<div>125°C max.</div> <div>Reflow OK</div> <div>Flow OK</div>	Consumer equipment, Industrial Equipment, Mobile Electronics, Medical equipment [GHTF A/B/C] except for implant equipment,		1.6 ±0.1mm	0.8 ±0.1mm	0.8 ±0.1mm	X7R(EIA)	16Vdc	0.47μF	±10%	
GRM188R71C474MA88# <small>In Production</small>	<div>125°C max.</div> <div>Reflow OK</div> <div>Flow OK</div>	Automotive Consumer equipment, Industrial Equipment, Mobile Electronics, Medical equipment [GHTF A/B/C] except for implant equipment,		1.6 ±0.1mm	0.8 ±0.1mm	0.8 ±0.1mm	X7R(EIA)	16Vdc	0.47μF	±20%	
GRM188R71E224JA88# <small>In Production</small>	<div>125°C max.</div> <div>Reflow OK</div> <div>Flow OK</div>	Automotive Consumer equipment, Industrial Equipment, Mobile Electronics, Medical equipment [GHTF A/B/C] except for implant equipment,		1.6 ±0.1mm	0.8 ±0.1mm	0.8 ±0.1mm	X7R(EIA)	25Vdc	0.22μF	±5%	
GRM188R71E224KA88# <small>In Production</small>	<div>125°C max.</div> <div>Reflow OK</div> <div>Flow OK</div>	Automotive Consumer equipment, Industrial Equipment, Mobile Electronics, Medical equipment [GHTF A/B/C] except for implant equipment, Automotive		1.6 ±0.1mm	0.8 ±0.1mm	0.8 ±0.1mm	X7R(EIA)	25Vdc	0.22μF	±10%	

Attention

1. This catalog is downloaded from the website of Murata Manufacturing Co., Ltd. Therefore, it's specifications are subject to change or our products in it may be discontinued without advance notice. Please check with our sales representatives or product engineers before ordering.

2. This catalog has only typical specifications because there is no space for detailed specifications. Therefore, please review our product specifications or consult the approval sheet for product specifications before ordering.

Ceramic Capacitors(SMD)





Part Number	Characteristic	Specific Applications	Appearance	Length	Width	Thickness	Temperature characteristics	Rated Voltage	Capacitance	Tolerance of capacitance	Notes
GRM188R71E224MA88# <small>In Production</small>	<div>125°C max.</div> <div>Reflow OK</div> <div>Flow OK</div>	Consumer equipment, Industrial Equipment, Mobile Electronics, Medical equipment [GHTF A/B/C] except for implant equipment,		1.6 ±0.1mm	0.8 ±0.1mm	0.8 ±0.1mm	X7R(EIA)	25Vdc	0.22μF	±20%	
GRM188R71E474KA12# <small>In Production</small>	<div>125°C max.</div> <div>Reflow OK</div> <div>Flow OK</div>	Automotive Consumer equipment, Industrial Equipment, Mobile Electronics, Medical equipment [GHTF A/B/C] except for implant equipment,		1.6 ±0.1mm	0.8 ±0.1mm	0.8 ±0.1mm	X7R(EIA)	25Vdc	0.47μF	±10%	
GRM188R71E474MA12# <small>In Production</small>	<div>125°C max.</div> <div>Reflow OK</div> <div>Flow OK</div>	Automotive Consumer equipment, Industrial Equipment, Mobile Electronics, Medical equipment [GHTF A/B/C] except for implant equipment,		1.6 ±0.1mm	0.8 ±0.1mm	0.8 ±0.1mm	X7R(EIA)	25Vdc	0.47μF	±20%	
GRM188R71H224KAC4# <small>In Production</small>	<div>125°C max.</div> <div>Reflow OK</div> <div>Flow OK</div>	Automotive Consumer equipment, Industrial Equipment, Mobile Electronics, Medical equipment [GHTF A/B/C] except for implant equipment, Automotive		1.6 ±0.1mm	0.8 ±0.1mm	0.8 ±0.1mm	X7R(EIA)	50Vdc	0.22μF	±10%	

Attention

1. This catalog is downloaded from the website of Murata Manufacturing Co., Ltd. Therefore, it's specifications are subject to change or our products in it may be discontinued without advance notice. Please check with our sales representatives or product engineers before ordering.

2. This catalog has only typical specifications because there is no space for detailed specifications. Therefore, please review our product specifications or consult the approval sheet for product specifications before ordering.

Ceramic Capacitors(SMD)





Part Number	Characteristic	Specific Applications	Appearance	Length	Width	Thickness	Temperature characteristics	Rated Voltage	Capacitance	Tolerance of capacitance	Notes
GRM188R71H224MAC4# <small>In Production</small>	<div>125°C max.</div> <div>Reflow OK</div> <div>Flow OK</div>	Consumer equipment, Industrial Equipment, Mobile Electronics, Medical equipment [GHTF A/B/C] except for implant equipment,		1.6 ±0.1mm	0.8 ±0.1mm	0.8 ±0.1mm	X7R(EIA)	50Vdc	0.22μF	±20%	
GRM188R72A103KA01# <small>In Production</small>	<div>125°C max.</div> <div>Reflow OK</div> <div>Flow OK</div>	Automotive Consumer equipment, Industrial Equipment, Mobile Electronics, Medical equipment [GHTF A/B/C] except for implant equipment,		1.6 ±0.1mm	0.8 ±0.1mm	0.8 ±0.1mm	X7R(EIA)	100Vdc	10000pF	±10%	
GRM188R72A103MA01# <small>In Production</small>	<div>125°C max.</div> <div>Reflow OK</div> <div>Flow OK</div>	Automotive Consumer equipment, Industrial Equipment, Mobile Electronics, Medical equipment [GHTF A/B/C] except for implant equipment,		1.6 ±0.1mm	0.8 ±0.1mm	0.8 ±0.1mm	X7R(EIA)	100Vdc	10000pF	±20%	
GRM188R72A104KA35# <small>In Production</small>	<div>125°C max.</div> <div>Reflow OK</div> <div>Flow OK</div>	Automotive Consumer equipment, Industrial Equipment, Mobile Electronics, Medical equipment [GHTF A/B/C] except for implant equipment, Automotive		1.6 ±0.1mm	0.8 ±0.1mm	0.8 ±0.1mm	X7R(EIA)	100Vdc	0.1μF	±10%	

Attention

1. This catalog is downloaded from the website of Murata Manufacturing Co., Ltd. Therefore, it's specifications are subject to change or our products in it may be discontinued without advance notice. Please check with our sales representatives or product engineers before ordering.

2. This catalog has only typical specifications because there is no space for detailed specifications. Therefore, please review our product specifications or consult the approval sheet for product specifications before ordering.

Ceramic Capacitors(SMD)





Part Number	Characteristic	Specific Applications	Appearance	Length	Width	Thickness	Temperature characteristics	Rated Voltage	Capacitance	Tolerance of capacitance	Notes
GRM188R72A104MA35# <small>In Production</small>	<div>125°C max.</div> <div>Reflow OK</div> <div>Flow OK</div>	Consumer equipment, Industrial Equipment, Mobile Electronics, Medical equipment [GHTF A/B/C] except for implant equipment,		1.6 ±0.1mm	0.8 ±0.1mm	0.8 ±0.1mm	X7R(EIA)	100Vdc	0.1μF	±20%	
GRM188R72A223JAC4# <small>In Production</small>	<div>125°C max.</div> <div>Reflow OK</div> <div>Flow OK</div>	Automotive Consumer equipment, Industrial Equipment, Mobile Electronics, Medical equipment [GHTF A/B/C] except for implant equipment,		1.6 ±0.1mm	0.8 ±0.1mm	0.8 ±0.1mm	X7R(EIA)	100Vdc	22000pF	±5%	
GRM188R72A223KAC4# <small>In Production</small>	<div>125°C max.</div> <div>Reflow OK</div> <div>Flow OK</div>	Automotive Consumer equipment, Industrial Equipment, Mobile Electronics, Medical equipment [GHTF A/B/C] except for implant equipment,		1.6 ±0.1mm	0.8 ±0.1mm	0.8 ±0.1mm	X7R(EIA)	100Vdc	22000pF	±10%	
GRM188R72A223MAC4# <small>In Production</small>	<div>125°C max.</div> <div>Reflow OK</div> <div>Flow OK</div>	Automotive Consumer equipment, Industrial Equipment, Mobile Electronics, Medical equipment [GHTF A/B/C] except for implant equipment, Automotive		1.6 ±0.1mm	0.8 ±0.1mm	0.8 ±0.1mm	X7R(EIA)	100Vdc	22000pF	±20%	

Attention

1. This catalog is downloaded from the website of Murata Manufacturing Co., Ltd. Therefore, it's specifications are subject to change or our products in it may be discontinued without advance notice. Please check with our sales representatives or product engineers before ordering.

2. This catalog has only typical specifications because there is no space for detailed specifications. Therefore, please review our product specifications or consult the approval sheet for product specifications before ordering.

Ceramic Capacitors(SMD)





Part Number	Characteristic	Specific Applications	Appearance	Length	Width	Thickness	Temperature characteristics	Rated Voltage	Capacitance	Tolerance of capacitance	Notes
GRM188R72E102KW07# <small>In Production</small>	<div>125°C max.</div> <div>Reflow OK</div> <div>Flow OK</div>	Consumer equipment, Industrial Equipment, Mobile Electronics, Medical equipment [GHTF A/B/C] except for implant equipment,		1.6 ±0.1mm	0.8 ±0.1mm	0.8 ±0.1mm	X7R(EIA)	250Vdc	1000pF	±10%	
GRM188R72E152KW07# <small>In Production</small>	<div>125°C max.</div> <div>Reflow OK</div> <div>Flow OK</div>	Automotive Consumer equipment, Industrial Equipment, Mobile Electronics, Medical equipment [GHTF A/B/C] except for implant equipment,		1.6 ±0.1mm	0.8 ±0.1mm	0.8 ±0.1mm	X7R(EIA)	250Vdc	1500pF	±10%	
GRM188R72E221KW07# <small>In Production</small>	<div>125°C max.</div> <div>Reflow OK</div> <div>Flow OK</div>	Automotive Consumer equipment, Industrial Equipment, Mobile Electronics, Medical equipment [GHTF A/B/C] except for implant equipment,		1.6 ±0.1mm	0.8 ±0.1mm	0.8 ±0.1mm	X7R(EIA)	250Vdc	220pF	±10%	
GRM188R72E222KW07# <small>In Production</small>	<div>125°C max.</div> <div>Reflow OK</div> <div>Flow OK</div>	Automotive Consumer equipment, Industrial Equipment, Mobile Electronics, Medical equipment [GHTF A/B/C] except for implant equipment, Automotive		1.6 ±0.1mm	0.8 ±0.1mm	0.8 ±0.1mm	X7R(EIA)	250Vdc	2200pF	±10%	

Attention

1. This catalog is downloaded from the website of Murata Manufacturing Co., Ltd. Therefore, it's specifications are subject to change or our products in it may be discontinued without advance notice. Please check with our sales representatives or product engineers before ordering.

2. This catalog has only typical specifications because there is no space for detailed specifications. Therefore, please review our product specifications or consult the approval sheet for product specifications before ordering.

Ceramic Capacitors(SMD)





Part Number	Characteristic	Specific Applications	Appearance	Length	Width	Thickness	Temperature characteristics	Rated Voltage	Capacitance	Tolerance of capacitance	Notes
GRM188R72E331KW07# <small>In Production</small>	<div>125°C max.</div> <div>Reflow OK</div> <div>Flow OK</div>	Consumer equipment, Industrial Equipment, Mobile Electronics, Medical equipment [GHTF A/B/C] except for implant equipment,		1.6 ±0.1mm	0.8 ±0.1mm	0.8 ±0.1mm	X7R(EIA)	250Vdc	330pF	±10%	
GRM188R72E471KW07# <small>In Production</small>	<div>125°C max.</div> <div>Reflow OK</div> <div>Flow OK</div>	Automotive Consumer equipment, Industrial Equipment, Mobile Electronics, Medical equipment [GHTF A/B/C] except for implant equipment,		1.6 ±0.1mm	0.8 ±0.1mm	0.8 ±0.1mm	X7R(EIA)	250Vdc	470pF	±10%	
GRM188R72E681KW07# <small>In Production</small>	<div>125°C max.</div> <div>Reflow OK</div> <div>Flow OK</div>	Automotive Consumer equipment, Industrial Equipment, Mobile Electronics, Medical equipment [GHTF A/B/C] except for implant equipment,		1.6 ±0.1mm	0.8 ±0.1mm	0.8 ±0.1mm	X7R(EIA)	250Vdc	680pF	±10%	
GRM188R7YA474KE05# <small>In Production</small>	<div>125°C max.</div> <div>Reflow OK</div> <div>Flow OK</div>	Automotive Consumer equipment, Industrial Equipment, Mobile Electronics, Medical equipment [GHTF A/B/C] except for implant equipment, Automotive		1.6 ±0.1mm	0.8 ±0.1mm	0.8 ±0.1mm	X7R(EIA)	35Vdc	0.47μF	±10%	

Attention

1. This catalog is downloaded from the website of Murata Manufacturing Co., Ltd. Therefore, it's specifications are subject to change or our products in it may be discontinued without advance notice. Please check with our sales representatives or product engineers before ordering.

2. This catalog has only typical specifications because there is no space for detailed specifications. Therefore, please review our product specifications or consult the approval sheet for product specifications before ordering.

Ceramic Capacitors(SMD)





Part Number	Characteristic	Specific Applications	Appearance	Length	Width	Thickness	Temperature characteristics	Rated Voltage	Capacitance	Tolerance of capacitance	Notes
GRM188R7YA474ME05# <small>In Production</small>	<div>125°C max.</div> <div>Reflow OK</div> <div>Flow OK</div>	Consumer equipment, Industrial Equipment, Mobile Electronics, Medical equipment [GHTF A/B/C] except for implant equipment,		1.6 ±0.1mm	0.8 ±0.1mm	0.8 ±0.1mm	X7R(EIA)	35Vdc	0.47μF	±20%	
GRM188R70J224KA88# <small>NRND</small>	<div>125°C max.</div> <div>Reflow OK</div> <div>Flow OK</div>	Automotive Consumer equipment, Industrial Equipment, Mobile Electronics, Medical equipment [GHTF A/B/C] except for implant equipment,		1.6 ±0.1mm	0.8 ±0.1mm	0.8 ±0.1mm	X7R(EIA)	6.3Vdc	0.22μF	±10%	
GRM188R70J474KA01# <small>NRND</small>	<div>125°C max.</div> <div>Reflow OK</div> <div>Flow OK</div>	Automotive Consumer equipment, Industrial Equipment, Mobile Electronics, Medical equipment [GHTF A/B/C] except for implant equipment,		1.6 ±0.1mm	0.8 ±0.1mm	0.8 ±0.1mm	X7R(EIA)	6.3Vdc	0.47μF	±10%	
GRM188R71A124JA01# <small>NRND</small>	<div>125°C max.</div> <div>Reflow OK</div> <div>Flow OK</div>	Automotive Consumer equipment, Industrial Equipment, Mobile Electronics, Medical equipment [GHTF A/B/C] except for implant equipment, Automotive		1.6 ±0.1mm	0.8 ±0.1mm	0.8 ±0.1mm	X7R(EIA)	10Vdc	0.12μF	±5%	

Attention

1. This catalog is downloaded from the website of Murata Manufacturing Co., Ltd. Therefore, it's specifications are subject to change or our products in it may be discontinued without advance notice. Please check with our sales representatives or product engineers before ordering.

2. This catalog has only typical specifications because there is no space for detailed specifications. Therefore, please review our product specifications or consult the approval sheet for product specifications before ordering.

Ceramic Capacitors(SMD)

Part Number	Characteristic	Specific Applications	Appearance	Length	Width	Thickness	Temperature characteristics	Rated Voltage	Capacitance	Tolerance of capacitance	Notes
GRM188R71A124KA01# NRND	125°C max. Reflow OK Flow OK	Consumer equipment, Industrial Equipment, Mobile Electronics, Medical equipment [GHTF A/B/C] except for implant equipment,		1.6 ±0.1mm	0.8 ±0.1mm	0.8 ±0.1mm	X7R(EIA)	10Vdc	0.12μF	±10%	
GRM188R71A124MA01# NRND	125°C max. Reflow OK Flow OK	Automotive Consumer equipment, Industrial Equipment, Mobile Electronics, Medical equipment [GHTF A/B/C] except for implant equipment,		1.6 ±0.1mm	0.8 ±0.1mm	0.8 ±0.1mm	X7R(EIA)	10Vdc	0.12μF	±20%	
GRM188R71A154JA01# NRND	125°C max. Reflow OK Flow OK	Automotive Consumer equipment, Industrial Equipment, Mobile Electronics, Medical equipment [GHTF A/B/C] except for implant equipment,		1.6 ±0.1mm	0.8 ±0.1mm	0.8 ±0.1mm	X7R(EIA)	10Vdc	0.15μF	±5%	
GRM188R71A154KA01# NRND	125°C max. Reflow OK Flow OK	Automotive Consumer equipment, Industrial Equipment, Mobile Electronics, Medical equipment [GHTF A/B/C] except for implant equipment,		1.6 ±0.1mm	0.8 ±0.1mm	0.8 ±0.1mm	X7R(EIA)	10Vdc	0.15μF	±10%	





Automotive

Attention

1. This catalog is downloaded from the website of Murata Manufacturing Co., Ltd. Therefore, it's specifications are subject to change or our products in it may be discontinued without advance notice. Please check with our sales representatives or product engineers before ordering.

2. This catalog has only typical specifications because there is no space for detailed specifications. Therefore, please review our product specifications or consult the approval sheet for product specifications before ordering.

Ceramic Capacitors(SMD)





Part Number	Characteristic	Specific Applications	Appearance	Length	Width	Thickness	Temperature characteristics	Rated Voltage	Capacitance	Tolerance of capacitance	Notes
GRM188R71A154MA01# NRND	125°C max. Reflow OK Flow OK	Consumer equipment, Industrial Equipment, Mobile Electronics, Medical equipment [GHTF A/B/C] except for implant equipment,		1.6 ±0.1mm	0.8 ±0.1mm	0.8 ±0.1mm	X7R(EIA)	10Vdc	0.15μF	±20%	
GRM188R71A184JA01# NRND	125°C max. Reflow OK Flow OK	Automotive Consumer equipment, Industrial Equipment, Mobile Electronics, Medical equipment [GHTF A/B/C] except for implant equipment,		1.6 ±0.1mm	0.8 ±0.1mm	0.8 ±0.1mm	X7R(EIA)	10Vdc	0.18μF	±5%	
GRM188R71A184KA01# NRND	125°C max. Reflow OK Flow OK	Automotive Consumer equipment, Industrial Equipment, Mobile Electronics, Medical equipment [GHTF A/B/C] except for implant equipment,		1.6 ±0.1mm	0.8 ±0.1mm	0.8 ±0.1mm	X7R(EIA)	10Vdc	0.18μF	±10%	
GRM188R71A184MA01# NRND	125°C max. Reflow OK Flow OK	Automotive Consumer equipment, Industrial Equipment, Mobile Electronics, Medical equipment [GHTF A/B/C] except for implant equipment, Automotive		1.6 ±0.1mm	0.8 ±0.1mm	0.8 ±0.1mm	X7R(EIA)	10Vdc	0.18μF	±20%	

Attention

1. This catalog is downloaded from the website of Murata Manufacturing Co., Ltd. Therefore, it's specifications are subject to change or our products in it may be discontinued without advance notice. Please check with our sales representatives or product engineers before ordering.

2. This catalog has only typical specifications because there is no space for detailed specifications. Therefore, please review our product specifications or consult the approval sheet for product specifications before ordering.

Ceramic Capacitors(SMD)

Part Number	Characteristic	Specific Applications	Appearance	Length	Width	Thickness	Temperature characteristics	Rated Voltage	Capacitance	Tolerance of capacitance	Notes
GRM188R71A224JA01# NRND	125°C max. Reflow OK Flow OK	Consumer equipment, Industrial Equipment, Mobile Electronics, Medical equipment [GHTF A/B/C] except for implant equipment,		1.6 ±0.1mm	0.8 ±0.1mm	0.8 ±0.1mm	X7R(EIA)	10Vdc	0.22μF	±5%	
GRM188R71A224KA01# NRND	125°C max. Reflow OK Flow OK	Automotive Consumer equipment, Industrial Equipment, Mobile Electronics, Medical equipment [GHTF A/B/C] except for implant equipment,		1.6 ±0.1mm	0.8 ±0.1mm	0.8 ±0.1mm	X7R(EIA)	10Vdc	0.22μF	±10%	
GRM188R71A224KC01# NRND	125°C max. Reflow OK Flow OK	Automotive Consumer equipment, Industrial Equipment, Mobile Electronics, Medical equipment [GHTF A/B/C] except for implant equipment,		1.6 ±0.1mm	0.8 ±0.1mm	0.8 ±0.1mm	X7R(EIA)	10Vdc	0.22μF	±10%	Please use alternative.
GRM188R71A224MA01# NRND	125°C max. Reflow OK Flow OK	Automotive Consumer equipment, Industrial Equipment, Mobile Electronics, Medical equipment [GHTF A/B/C] except for implant equipment,		1.6 ±0.1mm	0.8 ±0.1mm	0.8 ±0.1mm	X7R(EIA)	10Vdc	0.22μF	±20%	





Automotive

Attention

1. This catalog is downloaded from the website of Murata Manufacturing Co., Ltd. Therefore, it's specifications are subject to change or our products in it may be discontinued without advance notice. Please check with our sales representatives or product engineers before ordering.

2. This catalog has only typical specifications because there is no space for detailed specifications. Therefore, please review our product specifications or consult the approval sheet for product specifications before ordering.

Ceramic Capacitors(SMD)

Part Number	Characteristic	Specific Applications	Appearance	Length	Width	Thickness	Temperature characteristics	Rated Voltage	Capacitance	Tolerance of capacitance	Notes
GRM188R71A334KA61# NRND	125°C max. Reflow OK Flow OK	Consumer equipment, Industrial Equipment, Mobile Electronics, Medical equipment [GHTF A/B/C] except for implant equipment,		1.6 ±0.1mm	0.8 ±0.1mm	0.8 ±0.1mm	X7R(EIA)	10Vdc	0.33μF	±10%	
GRM188R71A334MA61# NRND	125°C max. Reflow OK Flow OK	Automotive Consumer equipment, Industrial Equipment, Mobile Electronics, Medical equipment [GHTF A/B/C] except for implant equipment,		1.6 ±0.1mm	0.8 ±0.1mm	0.8 ±0.1mm	X7R(EIA)	10Vdc	0.33μF	±20%	
GRM188R71A394KA61# NRND	125°C max. Reflow OK Flow OK	Automotive Consumer equipment, Industrial Equipment, Mobile Electronics, Medical equipment [GHTF A/B/C] except for implant equipment,		1.6 ±0.1mm	0.8 ±0.1mm	0.8 ±0.1mm	X7R(EIA)	10Vdc	0.39μF	±10%	
GRM188R71A394MA61# NRND	125°C max. Reflow OK Flow OK	Automotive Consumer equipment, Industrial Equipment, Mobile Electronics, Medical equipment [GHTF A/B/C] except for implant equipment,		1.6 ±0.1mm	0.8 ±0.1mm	0.8 ±0.1mm	X7R(EIA)	10Vdc	0.39μF	±20%	





Automotive

Attention

1. This catalog is downloaded from the website of Murata Manufacturing Co., Ltd. Therefore, it's specifications are subject to change or our products in it may be discontinued without advance notice. Please check with our sales representatives or product engineers before ordering.

2. This catalog has only typical specifications because there is no space for detailed specifications. Therefore, please review our product specifications or consult the approval sheet for product specifications before ordering.

Ceramic Capacitors(SMD)





Part Number	Characteristic	Specific Applications	Appearance	Length	Width	Thickness	Temperature characteristics	Rated Voltage	Capacitance	Tolerance of capacitance	Notes
GRM188R71A474JA61# NRND	125°C max. Reflow OK Flow OK	Consumer equipment, Industrial Equipment, Mobile Electronics, Medical equipment [GHTF A/B/C] except for implant equipment,		1.6 ±0.1mm	0.8 ±0.1mm	0.8 ±0.1mm	X7R(EIA)	10Vdc	0.47μF	±5%	
GRM188R71A474KA61# NRND	125°C max. Reflow OK Flow OK	Automotive Consumer equipment, Industrial Equipment, Mobile Electronics, Medical equipment [GHTF A/B/C] except for implant equipment,		1.6 ±0.1mm	0.8 ±0.1mm	0.8 ±0.1mm	X7R(EIA)	10Vdc	0.47μF	±10%	
GRM188R71A474MA61# NRND	125°C max. Reflow OK Flow OK	Automotive Consumer equipment, Industrial Equipment, Mobile Electronics, Medical equipment [GHTF A/B/C] except for implant equipment,		1.6 ±0.1mm	0.8 ±0.1mm	0.8 ±0.1mm	X7R(EIA)	10Vdc	0.47μF	±20%	
GRM188R71A564KA61# NRND	125°C max. Reflow OK Flow OK	Automotive Consumer equipment, Industrial Equipment, Mobile Electronics, Medical equipment [GHTF A/B/C] except for implant equipment, Automotive		1.6 ±0.1mm	0.8 ±0.1mm	0.8 ±0.1mm	X7R(EIA)	10Vdc	0.56μF	±10%	

Attention

1. This catalog is downloaded from the website of Murata Manufacturing Co., Ltd. Therefore, it's specifications are subject to change or our products in it may be discontinued without advance notice. Please check with our sales representatives or product engineers before ordering.

2. This catalog has only typical specifications because there is no space for detailed specifications. Therefore, please review our product specifications or consult the approval sheet for product specifications before ordering.

Ceramic Capacitors(SMD)





Part Number	Characteristic	Specific Applications	Appearance	Length	Width	Thickness	Temperature characteristics	Rated Voltage	Capacitance	Tolerance of capacitance	Notes
GRM188R71A564MA61# NRND	125°C max. Reflow OK Flow OK	Consumer equipment, Industrial Equipment, Mobile Electronics, Medical equipment [GHTF A/B/C] except for implant equipment,		1.6 ±0.1mm	0.8 ±0.1mm	0.8 ±0.1mm	X7R(EIA)	10Vdc	0.56μF	±20%	
GRM188R71A684KA61# NRND	125°C max. Reflow OK Flow OK	Automotive Consumer equipment, Industrial Equipment, Mobile Electronics, Medical equipment [GHTF A/B/C] except for implant equipment,		1.6 ±0.1mm	0.8 ±0.1mm	0.8 ±0.1mm	X7R(EIA)	10Vdc	0.68μF	±10%	
GRM188R71A684MA61# NRND	125°C max. Reflow OK Flow OK	Automotive Consumer equipment, Industrial Equipment, Mobile Electronics, Medical equipment [GHTF A/B/C] except for implant equipment,		1.6 ±0.1mm	0.8 ±0.1mm	0.8 ±0.1mm	X7R(EIA)	10Vdc	0.68μF	±20%	
GRM188R71C124JA01# NRND	125°C max. Reflow OK Flow OK	Automotive Consumer equipment, Industrial Equipment, Mobile Electronics, Medical equipment [GHTF A/B/C] except for implant equipment, Automotive		1.6 ±0.1mm	0.8 ±0.1mm	0.8 ±0.1mm	X7R(EIA)	16Vdc	0.12μF	±5%	

Attention

1. This catalog is downloaded from the website of Murata Manufacturing Co., Ltd. Therefore, it's specifications are subject to change or our products in it may be discontinued without advance notice. Please check with our sales representatives or product engineers before ordering.

2. This catalog has only typical specifications because there is no space for detailed specifications. Therefore, please review our product specifications or consult the approval sheet for product specifications before ordering.

Ceramic Capacitors(SMD)

Part Number	Characteristic	Specific Applications	Appearance	Length	Width	Thickness	Temperature characteristics	Rated Voltage	Capacitance	Tolerance of capacitance	Notes
GRM188R71C124KA01# NRND	125°C max. Reflow OK Flow OK	Consumer equipment, Industrial Equipment, Mobile Electronics, Medical equipment [GHTF A/B/C] except for implant equipment,		1.6 ±0.1mm	0.8 ±0.1mm	0.8 ±0.1mm	X7R(EIA)	16Vdc	0.12μF	±10%	
GRM188R71C124MA01# NRND	125°C max. Reflow OK Flow OK	Automotive Consumer equipment, Industrial Equipment, Mobile Electronics, Medical equipment [GHTF A/B/C] except for implant equipment,		1.6 ±0.1mm	0.8 ±0.1mm	0.8 ±0.1mm	X7R(EIA)	16Vdc	0.12μF	±20%	
GRM188R71C154JA01# NRND	125°C max. Reflow OK Flow OK	Automotive Consumer equipment, Industrial Equipment, Mobile Electronics, Medical equipment [GHTF A/B/C] except for implant equipment,		1.6 ±0.1mm	0.8 ±0.1mm	0.8 ±0.1mm	X7R(EIA)	16Vdc	0.15μF	±5%	
GRM188R71C154KA01# NRND	125°C max. Reflow OK Flow OK	Automotive Consumer equipment, Industrial Equipment, Mobile Electronics, Medical equipment [GHTF A/B/C] except for implant equipment,		1.6 ±0.1mm	0.8 ±0.1mm	0.8 ±0.1mm	X7R(EIA)	16Vdc	0.15μF	±10%	





Automotive

Attention

1. This catalog is downloaded from the website of Murata Manufacturing Co., Ltd. Therefore, it's specifications are subject to change or our products in it may be discontinued without advance notice. Please check with our sales representatives or product engineers before ordering.

2. This catalog has only typical specifications because there is no space for detailed specifications. Therefore, please review our product specifications or consult the approval sheet for product specifications before ordering.

Ceramic Capacitors(SMD)

Part Number	Characteristic	Specific Applications	Appearance	Length	Width	Thickness	Temperature characteristics	Rated Voltage	Capacitance	Tolerance of capacitance	Notes
GRM188R71C154MA01# NRND	125°C max. Reflow OK Flow OK	Consumer equipment, Industrial Equipment, Mobile Electronics, Medical equipment [GHTF A/B/C] except for implant equipment,		1.6 ±0.1mm	0.8 ±0.1mm	0.8 ±0.1mm	X7R(EIA)	16Vdc	0.15μF	±20%	
GRM188R71C184JA01# NRND	125°C max. Reflow OK Flow OK	Automotive Consumer equipment, Industrial Equipment, Mobile Electronics, Medical equipment [GHTF A/B/C] except for implant equipment,		1.6 ±0.1mm	0.8 ±0.1mm	0.8 ±0.1mm	X7R(EIA)	16Vdc	0.18μF	±5%	
GRM188R71C184KA01# NRND	125°C max. Reflow OK Flow OK	Automotive Consumer equipment, Industrial Equipment, Mobile Electronics, Medical equipment [GHTF A/B/C] except for implant equipment,		1.6 ±0.1mm	0.8 ±0.1mm	0.8 ±0.1mm	X7R(EIA)	16Vdc	0.18μF	±10%	
GRM188R71C184MA01# NRND	125°C max. Reflow OK Flow OK	Automotive Consumer equipment, Industrial Equipment, Mobile Electronics, Medical equipment [GHTF A/B/C] except for implant equipment,		1.6 ±0.1mm	0.8 ±0.1mm	0.8 ±0.1mm	X7R(EIA)	16Vdc	0.18μF	±20%	





Automotive

Attention

1. This catalog is downloaded from the website of Murata Manufacturing Co., Ltd. Therefore, it's specifications are subject to change or our products in it may be discontinued without advance notice. Please check with our sales representatives or product engineers before ordering.

2. This catalog has only typical specifications because there is no space for detailed specifications. Therefore, please review our product specifications or consult the approval sheet for product specifications before ordering.

Ceramic Capacitors(SMD)





Part Number	Characteristic	Specific Applications	Appearance	Length	Width	Thickness	Temperature characteristics	Rated Voltage	Capacitance	Tolerance of capacitance	Notes
GRM188R71C224JA01# NRND	125°C max. Reflow OK Flow OK	Consumer equipment, Industrial Equipment, Mobile Electronics, Medical equipment [GHTF A/B/C] except for implant equipment,		1.6 ±0.1mm	0.8 ±0.1mm	0.8 ±0.1mm	X7R(EIA)	16Vdc	0.22μF	±5%	
GRM188R71C224KA01# NRND	125°C max. Reflow OK Flow OK	Automotive Consumer equipment, Industrial Equipment, Mobile Electronics, Medical equipment [GHTF A/B/C] except for implant equipment,		1.6 ±0.1mm	0.8 ±0.1mm	0.8 ±0.1mm	X7R(EIA)	16Vdc	0.22μF	±10%	
GRM188R71C224MA01# NRND	125°C max. Reflow OK Flow OK	Automotive Consumer equipment, Industrial Equipment, Mobile Electronics, Medical equipment [GHTF A/B/C] except for implant equipment,		1.6 ±0.1mm	0.8 ±0.1mm	0.8 ±0.1mm	X7R(EIA)	16Vdc	0.22μF	±20%	
GRM188R71C274JA01# NRND	125°C max. Reflow OK Flow OK	Automotive Consumer equipment, Industrial Equipment, Mobile Electronics, Medical equipment [GHTF A/B/C] except for implant equipment, Automotive		1.6 ±0.1mm	0.8 ±0.1mm	0.8 ±0.1mm	X7R(EIA)	16Vdc	0.27μF	±5%	

Attention

1. This catalog is downloaded from the website of Murata Manufacturing Co., Ltd. Therefore, it's specifications are subject to change or our products in it may be discontinued without advance notice. Please check with our sales representatives or product engineers before ordering.

2. This catalog has only typical specifications because there is no space for detailed specifications. Therefore, please review our product specifications or consult the approval sheet for product specifications before ordering.

Ceramic Capacitors(SMD)





Part Number	Characteristic	Specific Applications	Appearance	Length	Width	Thickness	Temperature characteristics	Rated Voltage	Capacitance	Tolerance of capacitance	Notes
GRM188R71C274KA01# NRND	125°C max. Reflow OK Flow OK	Consumer equipment, Industrial Equipment, Mobile Electronics, Medical equipment [GHTF A/B/C] except for implant equipment,		1.6 ±0.1mm	0.8 ±0.1mm	0.8 ±0.1mm	X7R(EIA)	16Vdc	0.27μF	±10%	
GRM188R71C274MA01# NRND	125°C max. Reflow OK Flow OK	Automotive Consumer equipment, Industrial Equipment, Mobile Electronics, Medical equipment [GHTF A/B/C] except for implant equipment,		1.6 ±0.1mm	0.8 ±0.1mm	0.8 ±0.1mm	X7R(EIA)	16Vdc	0.27μF	±20%	
GRM188R71C334JA01# NRND	125°C max. Reflow OK Flow OK	Automotive Consumer equipment, Industrial Equipment, Mobile Electronics, Medical equipment [GHTF A/B/C] except for implant equipment,		1.6 ±0.1mm	0.8 ±0.1mm	0.8 ±0.1mm	X7R(EIA)	16Vdc	0.33μF	±5%	
GRM188R71C334KA01# NRND	125°C max. Reflow OK Flow OK	Automotive Consumer equipment, Industrial Equipment, Mobile Electronics, Medical equipment [GHTF A/B/C] except for implant equipment, Automotive		1.6 ±0.1mm	0.8 ±0.1mm	0.8 ±0.1mm	X7R(EIA)	16Vdc	0.33μF	±10%	

Attention

1. This catalog is downloaded from the website of Murata Manufacturing Co., Ltd. Therefore, it's specifications are subject to change or our products in it may be discontinued without advance notice. Please check with our sales representatives or product engineers before ordering.

2. This catalog has only typical specifications because there is no space for detailed specifications. Therefore, please review our product specifications or consult the approval sheet for product specifications before ordering.

Ceramic Capacitors(SMD)





Part Number	Characteristic	Specific Applications	Appearance	Length	Width	Thickness	Temperature characteristics	Rated Voltage	Capacitance	Tolerance of capacitance	Notes
GRM188R71C334MA01# NRND	125°C max. Reflow OK Flow OK	Consumer equipment, Industrial Equipment, Mobile Electronics, Medical equipment [GHTF A/B/C] except for implant equipment,		1.6 ±0.1mm	0.8 ±0.1mm	0.8 ±0.1mm	X7R(EIA)	16Vdc	0.33μF	±20%	
GRM188R71C394KA88# NRND	125°C max. Reflow OK Flow OK	Automotive Consumer equipment, Industrial Equipment, Mobile Electronics, Medical equipment [GHTF A/B/C] except for implant equipment,		1.6 ±0.1mm	0.8 ±0.1mm	0.8 ±0.1mm	X7R(EIA)	16Vdc	0.39μF	±10%	
GRM188R71C394MA88# NRND	125°C max. Reflow OK Flow OK	Automotive Consumer equipment, Industrial Equipment, Mobile Electronics, Medical equipment [GHTF A/B/C] except for implant equipment,		1.6 ±0.1mm	0.8 ±0.1mm	0.8 ±0.1mm	X7R(EIA)	16Vdc	0.39μF	±20%	
GRM188R71E124JA01# NRND	125°C max. Reflow OK Flow OK	Automotive Consumer equipment, Industrial Equipment, Mobile Electronics, Medical equipment [GHTF A/B/C] except for implant equipment, Automotive		1.6 ±0.1mm	0.8 ±0.1mm	0.8 ±0.1mm	X7R(EIA)	25Vdc	0.12μF	±5%	

Attention

1. This catalog is downloaded from the website of Murata Manufacturing Co., Ltd. Therefore, it's specifications are subject to change or our products in it may be discontinued without advance notice. Please check with our sales representatives or product engineers before ordering.

2. This catalog has only typical specifications because there is no space for detailed specifications. Therefore, please review our product specifications or consult the approval sheet for product specifications before ordering.





Ceramic Capacitors(SMD)

Part Number	Characteristic	Specific Applications	Appearance	Length	Width	Thickness	Temperature characteristics	Rated Voltage	Capacitance	Tolerance of capacitance	Notes
GRM188R71E124KA01# NRND	125°C max. Reflow OK Flow OK	Consumer equipment, Industrial Equipment, Mobile Electronics, Medical equipment [GHTF A/B/C] except for implant equipment,		1.6 ±0.1mm	0.8 ±0.1mm	0.8 ±0.1mm	X7R(EIA)	25Vdc	0.12μF	±10%	
GRM188R71E124MA01# NRND	125°C max. Reflow OK Flow OK	Automotive Consumer equipment, Industrial Equipment, Mobile Electronics, Medical equipment [GHTF A/B/C] except for implant equipment,		1.6 ±0.1mm	0.8 ±0.1mm	0.8 ±0.1mm	X7R(EIA)	25Vdc	0.12μF	±20%	
GRM188R71E154JA01# NRND	125°C max. Reflow OK Flow OK	Automotive Consumer equipment, Industrial Equipment, Mobile Electronics, Medical equipment [GHTF A/B/C] except for implant equipment,		1.6 ±0.1mm	0.8 ±0.1mm	0.8 ±0.1mm	X7R(EIA)	25Vdc	0.15μF	±5%	
GRM188R71E154KA01# NRND	125°C max. Reflow OK Flow OK	Automotive Consumer equipment, Industrial Equipment, Mobile Electronics, Medical equipment [GHTF A/B/C] except for implant equipment,		1.6 ±0.1mm	0.8 ±0.1mm	0.8 ±0.1mm	X7R(EIA)	25Vdc	0.15μF	±10%	

Automotive

Attention
1. This catalog is downloaded from the website of Murata Manufacturing Co., Ltd. Therefore, it's specifications are subject to change or our products in it may be discontinued without advance notice. Please check with our sales representatives or product engineers before ordering.
2. This catalog has only typical specifications because there is no space for detailed specifications.
Therefore, please review our product specifications or consult the approval sheet for product specifications before ordering.

Ceramic Capacitors(SMD)





Part Number	Characteristic	Specific Applications	Appearance	Length	Width	Thickness	Temperature characteristics	Rated Voltage	Capacitance	Tolerance of capacitance	Notes
GRM188R71E154MA01# NRND	125°C max. Reflow OK Flow OK	Consumer equipment, Industrial Equipment, Mobile Electronics, Medical equipment [GHTF A/B/C] except for implant equipment,		1.6 ±0.1mm	0.8 ±0.1mm	0.8 ±0.1mm	X7R(EIA)	25Vdc	0.15μF	±20%	
GRM188R71E184JA88# NRND	125°C max. Reflow OK Flow OK	Automotive Consumer equipment, Industrial Equipment, Mobile Electronics, Medical equipment [GHTF A/B/C] except for implant equipment,		1.6 ±0.1mm	0.8 ±0.1mm	0.8 ±0.1mm	X7R(EIA)	25Vdc	0.18μF	±5%	
GRM188R71E184KA88# NRND	125°C max. Reflow OK Flow OK	Automotive Consumer equipment, Industrial Equipment, Mobile Electronics, Medical equipment [GHTF A/B/C] except for implant equipment,		1.6 ±0.1mm	0.8 ±0.1mm	0.8 ±0.1mm	X7R(EIA)	25Vdc	0.18μF	±10%	
GRM188R71E184MA88# NRND	125°C max. Reflow OK Flow OK	Automotive Consumer equipment, Industrial Equipment, Mobile Electronics, Medical equipment [GHTF A/B/C] except for implant equipment, Automotive		1.6 ±0.1mm	0.8 ±0.1mm	0.8 ±0.1mm	X7R(EIA)	25Vdc	0.18μF	±20%	

Attention

1. This catalog is downloaded from the website of Murata Manufacturing Co., Ltd. Therefore, it's specifications are subject to change or our products in it may be discontinued without advance notice. Please check with our sales representatives or product engineers before ordering.

2. This catalog has only typical specifications because there is no space for detailed specifications. Therefore, please review our product specifications or consult the approval sheet for product specifications before ordering.

Ceramic Capacitors(SMD)

Part Number	Characteristic	Specific Applications	Appearance	Length	Width	Thickness	Temperature characteristics	Rated Voltage	Capacitance	Tolerance of capacitance	Notes
GRM188R71H154KAC4# NRND	125°C max. Reflow OK Flow OK	Consumer equipment, Industrial Equipment, Mobile Electronics, Medical equipment [GHTF A/B/C] except for implant equipment,		1.6 ±0.1mm	0.8 ±0.1mm	0.8 ±0.1mm	X7R(EIA)	50Vdc	0.15μF	±10%	
GRM188R71H154MAC4# NRND	125°C max. Reflow OK Flow OK	Automotive Consumer equipment, Industrial Equipment, Mobile Electronics, Medical equipment [GHTF A/B/C] except for implant equipment,		1.6 ±0.1mm	0.8 ±0.1mm	0.8 ±0.1mm	X7R(EIA)	50Vdc	0.15μF	±20%	
GRM188R72A102JA01# NRND	125°C max. Reflow OK Flow OK	Automotive Consumer equipment, Industrial Equipment, Mobile Electronics, Medical equipment [GHTF A/B/C] except for implant equipment,		1.6 ±0.1mm	0.8 ±0.1mm	0.8 ±0.1mm	X7R(EIA)	100Vdc	1000pF	±5%	
GRM188R72A102KA01# NRND	125°C max. Reflow OK Flow OK	Automotive Consumer equipment, Industrial Equipment, Mobile Electronics, Medical equipment [GHTF A/B/C] except for implant equipment,		1.6 ±0.1mm	0.8 ±0.1mm	0.8 ±0.1mm	X7R(EIA)	100Vdc	1000pF	±10%	





Automotive

Attention

1. This catalog is downloaded from the website of Murata Manufacturing Co., Ltd. Therefore, it's specifications are subject to change or our products in it may be discontinued without advance notice. Please check with our sales representatives or product engineers before ordering.

2. This catalog has only typical specifications because there is no space for detailed specifications. Therefore, please review our product specifications or consult the approval sheet for product specifications before ordering.

Ceramic Capacitors(SMD)





Part Number	Characteristic	Specific Applications	Appearance	Length	Width	Thickness	Temperature characteristics	Rated Voltage	Capacitance	Tolerance of capacitance	Notes
GRM188R72A102MA01# NRND	125°C max. Reflow OK Flow OK	Consumer equipment, Industrial Equipment, Mobile Electronics, Medical equipment [GHTF A/B/C] except for implant equipment,		1.6 ±0.1mm	0.8 ±0.1mm	0.8 ±0.1mm	X7R(EIA)	100Vdc	1000pF	±20%	
GRM188R72A122JA01# NRND	125°C max. Reflow OK Flow OK	Automotive Consumer equipment, Industrial Equipment, Mobile Electronics, Medical equipment [GHTF A/B/C] except for implant equipment,		1.6 ±0.1mm	0.8 ±0.1mm	0.8 ±0.1mm	X7R(EIA)	100Vdc	1200pF	±5%	
GRM188R72A122KA01# NRND	125°C max. Reflow OK Flow OK	Automotive Consumer equipment, Industrial Equipment, Mobile Electronics, Medical equipment [GHTF A/B/C] except for implant equipment,		1.6 ±0.1mm	0.8 ±0.1mm	0.8 ±0.1mm	X7R(EIA)	100Vdc	1200pF	±10%	
GRM188R72A122MA01# NRND	125°C max. Reflow OK Flow OK	Automotive Consumer equipment, Industrial Equipment, Mobile Electronics, Medical equipment [GHTF A/B/C] except for implant equipment, Automotive		1.6 ±0.1mm	0.8 ±0.1mm	0.8 ±0.1mm	X7R(EIA)	100Vdc	1200pF	±20%	

Attention

1. This catalog is downloaded from the website of Murata Manufacturing Co., Ltd. Therefore, it's specifications are subject to change or our products in it may be discontinued without advance notice. Please check with our sales representatives or product engineers before ordering.

2. This catalog has only typical specifications because there is no space for detailed specifications. Therefore, please review our product specifications or consult the approval sheet for product specifications before ordering.

Ceramic Capacitors(SMD)





Part Number	Characteristic	Specific Applications	Appearance	Length	Width	Thickness	Temperature characteristics	Rated Voltage	Capacitance	Tolerance of capacitance	Notes
GRM188R72A123JAC4# NRND	125°C max. Reflow OK Flow OK	Consumer equipment, Industrial Equipment, Mobile Electronics, Medical equipment [GHTF A/B/C] except for implant equipment,		1.6 ±0.1mm	0.8 ±0.1mm	0.8 ±0.1mm	X7R(EIA)	100Vdc	12000pF	±5%	
GRM188R72A123KAC4# NRND	125°C max. Reflow OK Flow OK	Automotive Consumer equipment, Industrial Equipment, Mobile Electronics, Medical equipment [GHTF A/B/C] except for implant equipment,		1.6 ±0.1mm	0.8 ±0.1mm	0.8 ±0.1mm	X7R(EIA)	100Vdc	12000pF	±10%	
GRM188R72A123MAC4# NRND	125°C max. Reflow OK Flow OK	Automotive Consumer equipment, Industrial Equipment, Mobile Electronics, Medical equipment [GHTF A/B/C] except for implant equipment,		1.6 ±0.1mm	0.8 ±0.1mm	0.8 ±0.1mm	X7R(EIA)	100Vdc	12000pF	±20%	
GRM188R72A152JA01# NRND	125°C max. Reflow OK Flow OK	Automotive Consumer equipment, Industrial Equipment, Mobile Electronics, Medical equipment [GHTF A/B/C] except for implant equipment, Automotive		1.6 ±0.1mm	0.8 ±0.1mm	0.8 ±0.1mm	X7R(EIA)	100Vdc	1500pF	±5%	

Attention

1. This catalog is downloaded from the website of Murata Manufacturing Co., Ltd. Therefore, it's specifications are subject to change or our products in it may be discontinued without advance notice. Please check with our sales representatives or product engineers before ordering.

2. This catalog has only typical specifications because there is no space for detailed specifications. Therefore, please review our product specifications or consult the approval sheet for product specifications before ordering.

Ceramic Capacitors(SMD)

Part Number	Characteristic	Specific Applications	Appearance	Length	Width	Thickness	Temperature characteristics	Rated Voltage	Capacitance	Tolerance of capacitance	Notes
GRM188R72A152KA01# NRND	125°C max. Reflow OK Flow OK	Consumer equipment, Industrial Equipment, Mobile Electronics, Medical equipment [GHTF A/B/C] except for implant equipment,		1.6 ±0.1mm	0.8 ±0.1mm	0.8 ±0.1mm	X7R(EIA)	100Vdc	1500pF	±10%	
GRM188R72A152MA01# NRND	125°C max. Reflow OK Flow OK	Automotive Consumer equipment, Industrial Equipment, Mobile Electronics, Medical equipment [GHTF A/B/C] except for implant equipment,		1.6 ±0.1mm	0.8 ±0.1mm	0.8 ±0.1mm	X7R(EIA)	100Vdc	1500pF	±20%	
GRM188R72A153JAC4# NRND	125°C max. Reflow OK Flow OK	Automotive Consumer equipment, Industrial Equipment, Mobile Electronics, Medical equipment [GHTF A/B/C] except for implant equipment,		1.6 ±0.1mm	0.8 ±0.1mm	0.8 ±0.1mm	X7R(EIA)	100Vdc	15000pF	±5%	
GRM188R72A153KAC4# NRND	125°C max. Reflow OK Flow OK	Automotive Consumer equipment, Industrial Equipment, Mobile Electronics, Medical equipment [GHTF A/B/C] except for implant equipment,		1.6 ±0.1mm	0.8 ±0.1mm	0.8 ±0.1mm	X7R(EIA)	100Vdc	15000pF	±10%	





Automotive

Attention

1. This catalog is downloaded from the website of Murata Manufacturing Co., Ltd. Therefore, it's specifications are subject to change or our products in it may be discontinued without advance notice. Please check with our sales representatives or product engineers before ordering.

2. This catalog has only typical specifications because there is no space for detailed specifications. Therefore, please review our product specifications or consult the approval sheet for product specifications before ordering.

Ceramic Capacitors(SMD)

Part Number	Characteristic	Specific Applications	Appearance	Length	Width	Thickness	Temperature characteristics	Rated Voltage	Capacitance	Tolerance of capacitance	Notes
GRM188R72A153MAC4# NRND	125°C max. Reflow OK Flow OK	Consumer equipment, Industrial Equipment, Mobile Electronics, Medical equipment [GHTF A/B/C] except for implant equipment,		1.6 ±0.1mm	0.8 ±0.1mm	0.8 ±0.1mm	X7R(EIA)	100Vdc	15000pF	±20%	
GRM188R72A182JA01# NRND	125°C max. Reflow OK Flow OK	Automotive Consumer equipment, Industrial Equipment, Mobile Electronics, Medical equipment [GHTF A/B/C] except for implant equipment,		1.6 ±0.1mm	0.8 ±0.1mm	0.8 ±0.1mm	X7R(EIA)	100Vdc	1800pF	±5%	
GRM188R72A182KA01# NRND	125°C max. Reflow OK Flow OK	Automotive Consumer equipment, Industrial Equipment, Mobile Electronics, Medical equipment [GHTF A/B/C] except for implant equipment,		1.6 ±0.1mm	0.8 ±0.1mm	0.8 ±0.1mm	X7R(EIA)	100Vdc	1800pF	±10%	
GRM188R72A182MA01# NRND	125°C max. Reflow OK Flow OK	Automotive Consumer equipment, Industrial Equipment, Mobile Electronics, Medical equipment [GHTF A/B/C] except for implant equipment,		1.6 ±0.1mm	0.8 ±0.1mm	0.8 ±0.1mm	X7R(EIA)	100Vdc	1800pF	±20%	





Automotive

Attention

1. This catalog is downloaded from the website of Murata Manufacturing Co., Ltd. Therefore, it's specifications are subject to change or our products in it may be discontinued without advance notice. Please check with our sales representatives or product engineers before ordering.

2. This catalog has only typical specifications because there is no space for detailed specifications. Therefore, please review our product specifications or consult the approval sheet for product specifications before ordering.

Ceramic Capacitors(SMD)





Part Number	Characteristic	Specific Applications	Appearance	Length	Width	Thickness	Temperature characteristics	Rated Voltage	Capacitance	Tolerance of capacitance	Notes
GRM188R72A183JAC4# NRND	125°C max. Reflow OK Flow OK	Consumer equipment, Industrial Equipment, Mobile Electronics, Medical equipment [GHTF A/B/C] except for implant equipment,		1.6 ±0.1mm	0.8 ±0.1mm	0.8 ±0.1mm	X7R(EIA)	100Vdc	18000pF	±5%	
GRM188R72A183KAC4# NRND	125°C max. Reflow OK Flow OK	Automotive Consumer equipment, Industrial Equipment, Mobile Electronics, Medical equipment [GHTF A/B/C] except for implant equipment,		1.6 ±0.1mm	0.8 ±0.1mm	0.8 ±0.1mm	X7R(EIA)	100Vdc	18000pF	±10%	
GRM188R72A183MAC4# NRND	125°C max. Reflow OK Flow OK	Automotive Consumer equipment, Industrial Equipment, Mobile Electronics, Medical equipment [GHTF A/B/C] except for implant equipment,		1.6 ±0.1mm	0.8 ±0.1mm	0.8 ±0.1mm	X7R(EIA)	100Vdc	18000pF	±20%	
GRM188R72A221JA01# NRND	125°C max. Reflow OK Flow OK	Automotive Consumer equipment, Industrial Equipment, Mobile Electronics, Medical equipment [GHTF A/B/C] except for implant equipment, Automotive		1.6 ±0.1mm	0.8 ±0.1mm	0.8 ±0.1mm	X7R(EIA)	100Vdc	220pF	±5%	

Attention

1. This catalog is downloaded from the website of Murata Manufacturing Co., Ltd. Therefore, it's specifications are subject to change or our products in it may be discontinued without advance notice. Please check with our sales representatives or product engineers before ordering.

2. This catalog has only typical specifications because there is no space for detailed specifications. Therefore, please review our product specifications or consult the approval sheet for product specifications before ordering.

Ceramic Capacitors(SMD)





Part Number	Characteristic	Specific Applications	Appearance	Length	Width	Thickness	Temperature characteristics	Rated Voltage	Capacitance	Tolerance of capacitance	Notes
GRM188R72A221KA01# NRND	125°C max. Reflow OK Flow OK	Consumer equipment, Industrial Equipment, Mobile Electronics, Medical equipment [GHTF A/B/C] except for implant equipment,		1.6 ±0.1mm	0.8 ±0.1mm	0.8 ±0.1mm	X7R(EIA)	100Vdc	220pF	±10%	
GRM188R72A221MA01# NRND	125°C max. Reflow OK Flow OK	Automotive Consumer equipment, Industrial Equipment, Mobile Electronics, Medical equipment [GHTF A/B/C] except for implant equipment,		1.6 ±0.1mm	0.8 ±0.1mm	0.8 ±0.1mm	X7R(EIA)	100Vdc	220pF	±20%	
GRM188R72A222JA01# NRND	125°C max. Reflow OK Flow OK	Automotive Consumer equipment, Industrial Equipment, Mobile Electronics, Medical equipment [GHTF A/B/C] except for implant equipment,		1.6 ±0.1mm	0.8 ±0.1mm	0.8 ±0.1mm	X7R(EIA)	100Vdc	2200pF	±5%	
GRM188R72A222KA01# NRND	125°C max. Reflow OK Flow OK	Automotive Consumer equipment, Industrial Equipment, Mobile Electronics, Medical equipment [GHTF A/B/C] except for implant equipment, Automotive		1.6 ±0.1mm	0.8 ±0.1mm	0.8 ±0.1mm	X7R(EIA)	100Vdc	2200pF	±10%	

Attention

1. This catalog is downloaded from the website of Murata Manufacturing Co., Ltd. Therefore, it's specifications are subject to change or our products in it may be discontinued without advance notice. Please check with our sales representatives or product engineers before ordering.

2. This catalog has only typical specifications because there is no space for detailed specifications. Therefore, please review our product specifications or consult the approval sheet for product specifications before ordering.

Ceramic Capacitors(SMD)





Part Number	Characteristic	Specific Applications	Appearance	Length	Width	Thickness	Temperature characteristics	Rated Voltage	Capacitance	Tolerance of capacitance	Notes
GRM188R72A222MA01# NRND	125°C max. Reflow OK Flow OK	Consumer equipment, Industrial Equipment,Mobile Electronics,Medical equipment [GHTF A/B/C] except for implant equipment,		1.6 ±0.1mm	0.8 ±0.1mm	0.8 ±0.1mm	X7R(EIA)	100Vdc	2200pF	±20%	
GRM188R72A271JA01# NRND	125°C max. Reflow OK Flow OK	Automotive Consumer equipment, Industrial Equipment,Mobile Electronics,Medical equipment [GHTF A/B/C] except for implant equipment,		1.6 ±0.1mm	0.8 ±0.1mm	0.8 ±0.1mm	X7R(EIA)	100Vdc	270pF	±5%	
GRM188R72A271KA01# NRND	125°C max. Reflow OK Flow OK	Automotive Consumer equipment, Industrial Equipment,Mobile Electronics,Medical equipment [GHTF A/B/C] except for implant equipment,		1.6 ±0.1mm	0.8 ±0.1mm	0.8 ±0.1mm	X7R(EIA)	100Vdc	270pF	±10%	
GRM188R72A271MA01# NRND	125°C max. Reflow OK Flow OK	Automotive Consumer equipment, Industrial Equipment,Mobile Electronics,Medical equipment [GHTF A/B/C] except for implant equipment, Automotive		1.6 ±0.1mm	0.8 ±0.1mm	0.8 ±0.1mm	X7R(EIA)	100Vdc	270pF	±20%	

Attention

1. This catalog is downloaded from the website of Murata Manufacturing Co., Ltd. Therefore, it's specifications are subject to change or our products in it may be discontinued without advance notice. Please check with our sales representatives or product engineers before ordering.

2. This catalog has only typical specifications because there is no space for detailed specifications. Therefore, please review our product specifications or consult the approval sheet for product specifications before ordering.

Ceramic Capacitors(SMD)

Part Number	Characteristic	Specific Applications	Appearance	Length	Width	Thickness	Temperature characteristics	Rated Voltage	Capacitance	Tolerance of capacitance	Notes
GRM188R72A272JA01# NRND	125°C max. Reflow OK Flow OK	Consumer equipment, Industrial Equipment, Mobile Electronics, Medical equipment [GHTF A/B/C] except for implant equipment,		1.6 ±0.1mm	0.8 ±0.1mm	0.8 ±0.1mm	X7R(EIA)	100Vdc	2700pF	±5%	
GRM188R72A272KA01# NRND	125°C max. Reflow OK Flow OK	Automotive Consumer equipment, Industrial Equipment, Mobile Electronics, Medical equipment [GHTF A/B/C] except for implant equipment,		1.6 ±0.1mm	0.8 ±0.1mm	0.8 ±0.1mm	X7R(EIA)	100Vdc	2700pF	±10%	
GRM188R72A272MA01# NRND	125°C max. Reflow OK Flow OK	Automotive Consumer equipment, Industrial Equipment, Mobile Electronics, Medical equipment [GHTF A/B/C] except for implant equipment,		1.6 ±0.1mm	0.8 ±0.1mm	0.8 ±0.1mm	X7R(EIA)	100Vdc	2700pF	±20%	
GRM188R72A331JA01# NRND	125°C max. Reflow OK Flow OK	Automotive Consumer equipment, Industrial Equipment, Mobile Electronics, Medical equipment [GHTF A/B/C] except for implant equipment,		1.6 ±0.1mm	0.8 ±0.1mm	0.8 ±0.1mm	X7R(EIA)	100Vdc	330pF	±5%	





Automotive

Attention

1. This catalog is downloaded from the website of Murata Manufacturing Co., Ltd. Therefore, it's specifications are subject to change or our products in it may be discontinued without advance notice. Please check with our sales representatives or product engineers before ordering.

2. This catalog has only typical specifications because there is no space for detailed specifications. Therefore, please review our product specifications or consult the approval sheet for product specifications before ordering.

Ceramic Capacitors(SMD)

Part Number	Characteristic	Specific Applications	Appearance	Length	Width	Thickness	Temperature characteristics	Rated Voltage	Capacitance	Tolerance of capacitance	Notes
GRM188R72A331KA01# NRND	125°C max. Reflow OK Flow OK	Consumer equipment, Industrial Equipment, Mobile Electronics, Medical equipment [GHTF A/B/C] except for implant equipment,		1.6 ±0.1mm	0.8 ±0.1mm	0.8 ±0.1mm	X7R(EIA)	100Vdc	330pF	±10%	
GRM188R72A331MA01# NRND	125°C max. Reflow OK Flow OK	Automotive Consumer equipment, Industrial Equipment, Mobile Electronics, Medical equipment [GHTF A/B/C] except for implant equipment,		1.6 ±0.1mm	0.8 ±0.1mm	0.8 ±0.1mm	X7R(EIA)	100Vdc	330pF	±20%	
GRM188R72A332JA01# NRND	125°C max. Reflow OK Flow OK	Automotive Consumer equipment, Industrial Equipment, Mobile Electronics, Medical equipment [GHTF A/B/C] except for implant equipment,		1.6 ±0.1mm	0.8 ±0.1mm	0.8 ±0.1mm	X7R(EIA)	100Vdc	3300pF	±5%	
GRM188R72A332KA01# NRND	125°C max. Reflow OK Flow OK	Automotive Consumer equipment, Industrial Equipment, Mobile Electronics, Medical equipment [GHTF A/B/C] except for implant equipment,		1.6 ±0.1mm	0.8 ±0.1mm	0.8 ±0.1mm	X7R(EIA)	100Vdc	3300pF	±10%	





Automotive

Attention

1. This catalog is downloaded from the website of Murata Manufacturing Co., Ltd. Therefore, it's specifications are subject to change or our products in it may be discontinued without advance notice. Please check with our sales representatives or product engineers before ordering.

2. This catalog has only typical specifications because there is no space for detailed specifications. Therefore, please review our product specifications or consult the approval sheet for product specifications before ordering.

Ceramic Capacitors(SMD)

Part Number	Characteristic	Specific Applications	Appearance	Length	Width	Thickness	Temperature characteristics	Rated Voltage	Capacitance	Tolerance of capacitance	Notes
GRM188R72A332MA01# NRND	125°C max. Reflow OK Flow OK	Consumer equipment, Industrial Equipment, Mobile Electronics, Medical equipment [GHTF A/B/C] except for implant equipment,		1.6 ±0.1mm	0.8 ±0.1mm	0.8 ±0.1mm	X7R(EIA)	100Vdc	3300pF	±20%	
GRM188R72A391JA01# NRND	125°C max. Reflow OK Flow OK	Automotive Consumer equipment, Industrial Equipment, Mobile Electronics, Medical equipment [GHTF A/B/C] except for implant equipment,		1.6 ±0.1mm	0.8 ±0.1mm	0.8 ±0.1mm	X7R(EIA)	100Vdc	390pF	±5%	
GRM188R72A391KA01# NRND	125°C max. Reflow OK Flow OK	Automotive Consumer equipment, Industrial Equipment, Mobile Electronics, Medical equipment [GHTF A/B/C] except for implant equipment,		1.6 ±0.1mm	0.8 ±0.1mm	0.8 ±0.1mm	X7R(EIA)	100Vdc	390pF	±10%	
GRM188R72A391MA01# NRND	125°C max. Reflow OK Flow OK	Automotive Consumer equipment, Industrial Equipment, Mobile Electronics, Medical equipment [GHTF A/B/C] except for implant equipment,		1.6 ±0.1mm	0.8 ±0.1mm	0.8 ±0.1mm	X7R(EIA)	100Vdc	390pF	±20%	





Automotive

Attention

1. This catalog is downloaded from the website of Murata Manufacturing Co., Ltd. Therefore, it's specifications are subject to change or our products in it may be discontinued without advance notice. Please check with our sales representatives or product engineers before ordering.

2. This catalog has only typical specifications because there is no space for detailed specifications. Therefore, please review our product specifications or consult the approval sheet for product specifications before ordering.

Ceramic Capacitors(SMD)





Part Number	Characteristic	Specific Applications	Appearance	Length	Width	Thickness	Temperature characteristics	Rated Voltage	Capacitance	Tolerance of capacitance	Notes
GRM188R72A392KA01# NRND	125°C max. Reflow OK Flow OK	Consumer equipment, Industrial Equipment, Mobile Electronics, Medical equipment [GHTF A/B/C] except for implant equipment,		1.6 ±0.1mm	0.8 ±0.1mm	0.8 ±0.1mm	X7R(EIA)	100Vdc	3900pF	±10%	
GRM188R72A392MA01# NRND	125°C max. Reflow OK Flow OK	Automotive Consumer equipment, Industrial Equipment, Mobile Electronics, Medical equipment [GHTF A/B/C] except for implant equipment,		1.6 ±0.1mm	0.8 ±0.1mm	0.8 ±0.1mm	X7R(EIA)	100Vdc	3900pF	±20%	
GRM188R72A471JA01# NRND	125°C max. Reflow OK Flow OK	Automotive Consumer equipment, Industrial Equipment, Mobile Electronics, Medical equipment [GHTF A/B/C] except for implant equipment,		1.6 ±0.1mm	0.8 ±0.1mm	0.8 ±0.1mm	X7R(EIA)	100Vdc	470pF	±5%	
GRM188R72A471KA01# NRND	125°C max. Reflow OK Flow OK	Automotive Consumer equipment, Industrial Equipment, Mobile Electronics, Medical equipment [GHTF A/B/C] except for implant equipment, Automotive		1.6 ±0.1mm	0.8 ±0.1mm	0.8 ±0.1mm	X7R(EIA)	100Vdc	470pF	±10%	

Attention

1. This catalog is downloaded from the website of Murata Manufacturing Co., Ltd. Therefore, it's specifications are subject to change or our products in it may be discontinued without advance notice. Please check with our sales representatives or product engineers before ordering.

2. This catalog has only typical specifications because there is no space for detailed specifications. Therefore, please review our product specifications or consult the approval sheet for product specifications before ordering.

Ceramic Capacitors(SMD)





Part Number	Characteristic	Specific Applications	Appearance	Length	Width	Thickness	Temperature characteristics	Rated Voltage	Capacitance	Tolerance of capacitance	Notes
GRM188R72A471MA01# NRND	125°C max. Reflow OK Flow OK	Consumer equipment, Industrial Equipment, Mobile Electronics, Medical equipment [GHTF A/B/C] except for implant equipment,		1.6 ±0.1mm	0.8 ±0.1mm	0.8 ±0.1mm	X7R(EIA)	100Vdc	470pF	±20%	
GRM188R72A472KA01# NRND	125°C max. Reflow OK Flow OK	Automotive Consumer equipment, Industrial Equipment, Mobile Electronics, Medical equipment [GHTF A/B/C] except for implant equipment,		1.6 ±0.1mm	0.8 ±0.1mm	0.8 ±0.1mm	X7R(EIA)	100Vdc	4700pF	±10%	
GRM188R72A472MA01# NRND	125°C max. Reflow OK Flow OK	Automotive Consumer equipment, Industrial Equipment, Mobile Electronics, Medical equipment [GHTF A/B/C] except for implant equipment,		1.6 ±0.1mm	0.8 ±0.1mm	0.8 ±0.1mm	X7R(EIA)	100Vdc	4700pF	±20%	
GRM188R72A561JA01# NRND	125°C max. Reflow OK Flow OK	Automotive Consumer equipment, Industrial Equipment, Mobile Electronics, Medical equipment [GHTF A/B/C] except for implant equipment, Automotive		1.6 ±0.1mm	0.8 ±0.1mm	0.8 ±0.1mm	X7R(EIA)	100Vdc	560pF	±5%	

Attention

1. This catalog is downloaded from the website of Murata Manufacturing Co., Ltd. Therefore, it's specifications are subject to change or our products in it may be discontinued without advance notice. Please check with our sales representatives or product engineers before ordering.

2. This catalog has only typical specifications because there is no space for detailed specifications. Therefore, please review our product specifications or consult the approval sheet for product specifications before ordering.

Ceramic Capacitors(SMD)

Part Number	Characteristic	Specific Applications	Appearance	Length	Width	Thickness	Temperature characteristics	Rated Voltage	Capacitance	Tolerance of capacitance	Notes
GRM188R72A561KA01# NRND	125°C max. Reflow OK Flow OK	Consumer equipment, Industrial Equipment, Mobile Electronics, Medical equipment [GHTF A/B/C] except for implant equipment,		1.6 ±0.1mm	0.8 ±0.1mm	0.8 ±0.1mm	X7R(EIA)	100Vdc	560pF	±10%	
GRM188R72A561MA01# NRND	125°C max. Reflow OK Flow OK	Automotive Consumer equipment, Industrial Equipment, Mobile Electronics, Medical equipment [GHTF A/B/C] except for implant equipment,		1.6 ±0.1mm	0.8 ±0.1mm	0.8 ±0.1mm	X7R(EIA)	100Vdc	560pF	±20%	
GRM188R72A562KA01# NRND	125°C max. Reflow OK Flow OK	Automotive Consumer equipment, Industrial Equipment, Mobile Electronics, Medical equipment [GHTF A/B/C] except for implant equipment,		1.6 ±0.1mm	0.8 ±0.1mm	0.8 ±0.1mm	X7R(EIA)	100Vdc	5600pF	±10%	
GRM188R72A562MA01# NRND	125°C max. Reflow OK Flow OK	Automotive Consumer equipment, Industrial Equipment, Mobile Electronics, Medical equipment [GHTF A/B/C] except for implant equipment,		1.6 ±0.1mm	0.8 ±0.1mm	0.8 ±0.1mm	X7R(EIA)	100Vdc	5600pF	±20%	





Automotive

Attention

1. This catalog is downloaded from the website of Murata Manufacturing Co., Ltd. Therefore, it's specifications are subject to change or our products in it may be discontinued without advance notice. Please check with our sales representatives or product engineers before ordering.

2. This catalog has only typical specifications because there is no space for detailed specifications. Therefore, please review our product specifications or consult the approval sheet for product specifications before ordering.

Ceramic Capacitors(SMD)





Part Number	Characteristic	Specific Applications	Appearance	Length	Width	Thickness	Temperature characteristics	Rated Voltage	Capacitance	Tolerance of capacitance	Notes
GRM188R72A681JA01# NRND	125°C max. Reflow OK Flow OK	Consumer equipment, Industrial Equipment, Mobile Electronics, Medical equipment [GHTF A/B/C] except for implant equipment,		1.6 ±0.1mm	0.8 ±0.1mm	0.8 ±0.1mm	X7R(EIA)	100Vdc	680pF	±5%	
GRM188R72A681KA01# NRND	125°C max. Reflow OK Flow OK	Automotive Consumer equipment, Industrial Equipment, Mobile Electronics, Medical equipment [GHTF A/B/C] except for implant equipment,		1.6 ±0.1mm	0.8 ±0.1mm	0.8 ±0.1mm	X7R(EIA)	100Vdc	680pF	±10%	
GRM188R72A681MA01# NRND	125°C max. Reflow OK Flow OK	Automotive Consumer equipment, Industrial Equipment, Mobile Electronics, Medical equipment [GHTF A/B/C] except for implant equipment,		1.6 ±0.1mm	0.8 ±0.1mm	0.8 ±0.1mm	X7R(EIA)	100Vdc	680pF	±20%	
GRM188R72A682KA01# NRND	125°C max. Reflow OK Flow OK	Automotive Consumer equipment, Industrial Equipment, Mobile Electronics, Medical equipment [GHTF A/B/C] except for implant equipment, Automotive		1.6 ±0.1mm	0.8 ±0.1mm	0.8 ±0.1mm	X7R(EIA)	100Vdc	6800pF	±10%	

Attention

1. This catalog is downloaded from the website of Murata Manufacturing Co., Ltd. Therefore, it's specifications are subject to change or our products in it may be discontinued without advance notice. Please check with our sales representatives or product engineers before ordering.

2. This catalog has only typical specifications because there is no space for detailed specifications. Therefore, please review our product specifications or consult the approval sheet for product specifications before ordering.

Ceramic Capacitors(SMD)

Part Number	Characteristic	Specific Applications	Appearance	Length	Width	Thickness	Temperature characteristics	Rated Voltage	Capacitance	Tolerance of capacitance	Notes
GRM188R72A682MA01# NRND	125°C max. Reflow OK Flow OK	Consumer equipment, Industrial Equipment, Mobile Electronics, Medical equipment [GHTF A/B/C] except for implant equipment,		1.6 ±0.1mm	0.8 ±0.1mm	0.8 ±0.1mm	X7R(EIA)	100Vdc	6800pF	±20%	
GRM188R72A821JA01# NRND	125°C max. Reflow OK Flow OK	Automotive Consumer equipment, Industrial Equipment, Mobile Electronics, Medical equipment [GHTF A/B/C] except for implant equipment,		1.6 ±0.1mm	0.8 ±0.1mm	0.8 ±0.1mm	X7R(EIA)	100Vdc	820pF	±5%	
GRM188R72A821KA01# NRND	125°C max. Reflow OK Flow OK	Automotive Consumer equipment, Industrial Equipment, Mobile Electronics, Medical equipment [GHTF A/B/C] except for implant equipment,		1.6 ±0.1mm	0.8 ±0.1mm	0.8 ±0.1mm	X7R(EIA)	100Vdc	820pF	±10%	
GRM188R72A821MA01# NRND	125°C max. Reflow OK Flow OK	Automotive Consumer equipment, Industrial Equipment, Mobile Electronics, Medical equipment [GHTF A/B/C] except for implant equipment,		1.6 ±0.1mm	0.8 ±0.1mm	0.8 ±0.1mm	X7R(EIA)	100Vdc	820pF	±20%	





Automotive

Attention

1. This catalog is downloaded from the website of Murata Manufacturing Co., Ltd. Therefore, it's specifications are subject to change or our products in it may be discontinued without advance notice. Please check with our sales representatives or product engineers before ordering.

2. This catalog has only typical specifications because there is no space for detailed specifications. Therefore, please review our product specifications or consult the approval sheet for product specifications before ordering.





Ceramic Capacitors(SMD)

Part Number	Characteristic	Specific Applications	Appearance	Length	Width	Thickness	Temperature characteristics	Rated Voltage	Capacitance	Tolerance of capacitance	Notes
GRM188R72A822KA01# NRND	125°C max. Reflow OK Flow OK	Consumer equipment, Industrial Equipment, Mobile Electronics, Medical equipment [GHTF A/B/C] except for implant equipment,		1.6 ±0.1mm	0.8 ±0.1mm	0.8 ±0.1mm	X7R(EIA)	100Vdc	8200pF	±10%	
GRM188R72A822MA01# NRND	125°C max. Reflow OK Flow OK	Automotive Consumer equipment, Industrial Equipment, Mobile Electronics, Medical equipment [GHTF A/B/C] except for implant equipment,		1.6 ±0.1mm	0.8 ±0.1mm	0.8 ±0.1mm	X7R(EIA)	100Vdc	8200pF	±20%	
GRM188R72D102KW07# NRND	125°C max. Reflow OK Flow OK	Automotive Consumer equipment, Industrial Equipment, Mobile Electronics, Medical equipment [GHTF A/B/C] except for implant equipment,		1.6 ±0.1mm	0.8 ±0.1mm	0.8 ±0.1mm	X7R(EIA)	200Vdc	1000pF	±10%	
GRM188R72D152KW07# NRND	125°C max. Reflow OK Flow OK	Automotive Consumer equipment, Industrial Equipment, Mobile Electronics, Medical equipment [GHTF A/B/C] except for implant equipment,		1.6 ±0.1mm	0.8 ±0.1mm	0.8 ±0.1mm	X7R(EIA)	200Vdc	1500pF	±10%	

Automotive

Attention
1. This catalog is downloaded from the website of Murata Manufacturing Co., Ltd. Therefore, it's specifications are subject to change or our products in it may be discontinued without advance notice. Please check with our sales representatives or product engineers before ordering.
2. This catalog has only typical specifications because there is no space for detailed specifications.
Therefore, please review our product specifications or consult the approval sheet for product specifications before ordering.

Ceramic Capacitors(SMD)

Part Number	Characteristic	Specific Applications	Appearance	Length	Width	Thickness	Temperature characteristics	Rated Voltage	Capacitance	Tolerance of capacitance	Notes
GRM188R72D221KW07# NRND	125°C max. Reflow OK Flow OK	Consumer equipment, Industrial Equipment, Mobile Electronics, Medical equipment [GHTF A/B/C] except for implant equipment,		1.6 ±0.1mm	0.8 ±0.1mm	0.8 ±0.1mm	X7R(EIA)	200Vdc	220pF	±10%	
GRM188R72D222KW07# NRND	125°C max. Reflow OK Flow OK	Automotive Consumer equipment, Industrial Equipment, Mobile Electronics, Medical equipment [GHTF A/B/C] except for implant equipment,		1.6 ±0.1mm	0.8 ±0.1mm	0.8 ±0.1mm	X7R(EIA)	200Vdc	2200pF	±10%	
GRM188R72D331KW07# NRND	125°C max. Reflow OK Flow OK	Automotive Consumer equipment, Industrial Equipment, Mobile Electronics, Medical equipment [GHTF A/B/C] except for implant equipment,		1.6 ±0.1mm	0.8 ±0.1mm	0.8 ±0.1mm	X7R(EIA)	200Vdc	330pF	±10%	
GRM188R72D471KW07# NRND	125°C max. Reflow OK Flow OK	Automotive Consumer equipment, Industrial Equipment, Mobile Electronics, Medical equipment [GHTF A/B/C] except for implant equipment,		1.6 ±0.1mm	0.8 ±0.1mm	0.8 ±0.1mm	X7R(EIA)	200Vdc	470pF	±10%	





Automotive

Attention

1. This catalog is downloaded from the website of Murata Manufacturing Co., Ltd. Therefore, it's specifications are subject to change or our products in it may be discontinued without advance notice. Please check with our sales representatives or product engineers before ordering.

2. This catalog has only typical specifications because there is no space for detailed specifications. Therefore, please review our product specifications or consult the approval sheet for product specifications before ordering.

Ceramic Capacitors(SMD)

Part Number	Characteristic	Specific Applications	Appearance	Length	Width	Thickness	Temperature characteristics	Rated Voltage	Capacitance	Tolerance of capacitance	Notes
GRM188R72D681KW07# NRND	125°C max. Reflow OK Flow OK	Consumer equipment, Industrial Equipment, Mobile Electronics, Medical equipment [GHTF A/B/C] except for implant equipment,		1.6 ±0.1mm	0.8 ±0.1mm	0.8 ±0.1mm	X7R(EIA)	200Vdc	680pF	±10%	
GRM188R70J103KA01# To be discontinued	125°C max. Reflow OK Flow OK	Automotive Consumer equipment, Industrial Equipment, Mobile Electronics, Medical equipment [GHTF A/B/C] except for implant equipment,		1.6 ±0.1mm	0.8 ±0.1mm	0.8 ±0.1mm	X7R(EIA)	6.3Vdc	10000pF	±10%	Please use alternative.
GRM188R70J104KA01# To be discontinued	125°C max. Reflow OK Flow OK	Automotive Consumer equipment, Industrial Equipment, Mobile Electronics, Medical equipment [GHTF A/B/C] except for implant equipment,		1.6 ±0.1mm	0.8 ±0.1mm	0.8 ±0.1mm	X7R(EIA)	6.3Vdc	0.1μF	±10%	Please use alternative.
GRM188R70J105KA01# To be discontinued	125°C max. Reflow OK Flow OK	Automotive Consumer equipment, Industrial Equipment, Mobile Electronics, Medical equipment [GHTF A/B/C] except for implant equipment,		1.6 ±0.1mm	0.8 ±0.1mm	0.8 ±0.1mm	X7R(EIA)	6.3Vdc	1μF	±10%	





Automotive

Attention

1. This catalog is downloaded from the website of Murata Manufacturing Co., Ltd. Therefore, it's specifications are subject to change or our products in it may be discontinued without advance notice. Please check with our sales representatives or product engineers before ordering.

2. This catalog has only typical specifications because there is no space for detailed specifications. Therefore, please review our product specifications or consult the approval sheet for product specifications before ordering.

Ceramic Capacitors(SMD)





Part Number	Characteristic	Specific Applications	Appearance	Length	Width	Thickness	Temperature characteristics	Rated Voltage	Capacitance	Tolerance of capacitance	Notes
GRM188R70J105MA01# <small>To be discontinued</small>	125°C max. Reflow OK Flow OK	Consumer equipment, Industrial Equipment, Mobile Electronics, Medical equipment [GHTF A/B/C] except for implant equipment,		1.6 ±0.1mm	0.8 ±0.1mm	0.8 ±0.1mm	X7R(EIA)	6.3Vdc	1μF	±20%	
GRM188R70J223KA01# <small>To be discontinued</small>	125°C max. Reflow OK Flow OK	Automotive Consumer equipment, Industrial Equipment, Mobile Electronics, Medical equipment [GHTF A/B/C] except for implant equipment,		1.6 ±0.1mm	0.8 ±0.1mm	0.8 ±0.1mm	X7R(EIA)	6.3Vdc	22000pF	±10%	
GRM188R70J473KA01# <small>To be discontinued</small>	125°C max. Reflow OK Flow OK	Automotive Consumer equipment, Industrial Equipment, Mobile Electronics, Medical equipment [GHTF A/B/C] except for implant equipment,		1.6 ±0.1mm	0.8 ±0.1mm	0.8 ±0.1mm	X7R(EIA)	6.3Vdc	47000pF	±10%	
GRM188R71A105KA61# <small>To be discontinued</small>	125°C max. Reflow OK Flow OK	Automotive Consumer equipment, Industrial Equipment, Mobile Electronics, Medical equipment [GHTF A/B/C] except for implant equipment, Automotive		1.6 ±0.1mm	0.8 ±0.1mm	0.8 ±0.1mm	X7R(EIA)	10Vdc	1μF	±10%	

Attention

1. This catalog is downloaded from the website of Murata Manufacturing Co., Ltd. Therefore, it's specifications are subject to change or our products in it may be discontinued without advance notice. Please check with our sales representatives or product engineers before ordering.

2. This catalog has only typical specifications because there is no space for detailed specifications. Therefore, please review our product specifications or consult the approval sheet for product specifications before ordering.





Ceramic Capacitors(SMD)

Part Number	Characteristic	Specific Applications	Appearance	Length	Width	Thickness	Temperature characteristics	Rated Voltage	Capacitance	Tolerance of capacitance	Notes
GRM188R71A105MA61# <small>To be discontinued</small>	125°C max. Reflow OK Flow OK	Consumer equipment, Industrial Equipment, Mobile Electronics, Medical equipment [GHTF A/B/C] except for implant equipment,		1.6 ±0.1mm	0.8 ±0.1mm	0.8 ±0.1mm	X7R(EIA)	10Vdc	1μF	±20%	
GRM188R71C102KA01# <small>To be discontinued</small>	125°C max. Reflow OK Flow OK	Automotive Consumer equipment, Industrial Equipment, Mobile Electronics, Medical equipment [GHTF A/B/C] except for implant equipment,		1.6 ±0.1mm	0.8 ±0.1mm	0.8 ±0.1mm	X7R(EIA)	16Vdc	1000pF	±10%	Please use alternative.
GRM188R71C103JA01# <small>To be discontinued</small>	125°C max. Reflow OK Flow OK	Automotive Consumer equipment, Industrial Equipment, Mobile Electronics, Medical equipment [GHTF A/B/C] except for implant equipment,		1.6 ±0.1mm	0.8 ±0.1mm	0.8 ±0.1mm	X7R(EIA)	16Vdc	10000pF	±5%	Please use alternative.
GRM188R71C103KA01# <small>To be discontinued</small>	125°C max. Reflow OK Flow OK	Automotive Consumer equipment, Industrial Equipment, Mobile Electronics, Medical equipment [GHTF A/B/C] except for implant equipment,		1.6 ±0.1mm	0.8 ±0.1mm	0.8 ±0.1mm	X7R(EIA)	16Vdc	10000pF	±10%	Please use alternative.

Automotive

Attention
1. This catalog is downloaded from the website of Murata Manufacturing Co., Ltd. Therefore, it's specifications are subject to change or our products in it may be discontinued without advance notice. Please check with our sales representatives or product engineers before ordering.
2. This catalog has only typical specifications because there is no space for detailed specifications.
Therefore, please review our product specifications or consult the approval sheet for product specifications before ordering.

Ceramic Capacitors(SMD)





Part Number	Characteristic	Specific Applications	Appearance	Length	Width	Thickness	Temperature characteristics	Rated Voltage	Capacitance	Tolerance of capacitance	Notes
GRM188R71C103MA01# <small>To be discontinued</small>	125°C max. Reflow OK Flow OK	Consumer equipment, Industrial Equipment, Mobile Electronics, Medical equipment [GHTF A/B/C] except for implant equipment,		1.6 ±0.1mm	0.8 ±0.1mm	0.8 ±0.1mm	X7R(EIA)	16Vdc	10000pF	±20%	Please use alternative.
GRM188R71C104JA01# <small>To be discontinued</small>	125°C max. Reflow OK Flow OK	Automotive Consumer equipment, Industrial Equipment, Mobile Electronics, Medical equipment [GHTF A/B/C] except for implant equipment,		1.6 ±0.1mm	0.8 ±0.1mm	0.8 ±0.1mm	X7R(EIA)	16Vdc	0.1μF	±5%	
GRM188R71C104KA01# <small>To be discontinued</small>	125°C max. Reflow OK Flow OK	Automotive Consumer equipment, Industrial Equipment, Mobile Electronics, Medical equipment [GHTF A/B/C] except for implant equipment,		1.6 ±0.1mm	0.8 ±0.1mm	0.8 ±0.1mm	X7R(EIA)	16Vdc	0.1μF	±10%	
GRM188R71C104MA01# <small>To be discontinued</small>	125°C max. Reflow OK Flow OK	Automotive Consumer equipment, Industrial Equipment, Mobile Electronics, Medical equipment [GHTF A/B/C] except for implant equipment, Automotive		1.6 ±0.1mm	0.8 ±0.1mm	0.8 ±0.1mm	X7R(EIA)	16Vdc	0.1μF	±20%	

Attention

1. This catalog is downloaded from the website of Murata Manufacturing Co., Ltd. Therefore, it's specifications are subject to change or our products in it may be discontinued without advance notice. Please check with our sales representatives or product engineers before ordering.

2. This catalog has only typical specifications because there is no space for detailed specifications. Therefore, please review our product specifications or consult the approval sheet for product specifications before ordering.

Ceramic Capacitors(SMD)





Part Number	Characteristic	Specific Applications	Appearance	Length	Width	Thickness	Temperature characteristics	Rated Voltage	Capacitance	Tolerance of capacitance	Notes
GRM188R71C105KA12# <small>To be discontinued</small>	125°C max. Reflow OK Flow OK	Consumer equipment, Industrial Equipment, Mobile Electronics, Medical equipment [GHTF A/B/C] except for implant equipment,		1.6 ±0.1mm	0.8 ±0.1mm	0.8 ±0.1mm	X7R(EIA)	16Vdc	1μF	±10%	
GRM188R71C105KE15# <small>To be discontinued</small>	125°C max. Reflow OK Flow OK	Automotive Consumer equipment, Industrial Equipment, Mobile Electronics, Medical equipment [GHTF A/B/C] except for implant equipment,		1.6 ±0.1mm	0.8 ±0.1mm	0.8 ±0.1mm	X7R(EIA)	16Vdc	1μF	±10%	
GRM188R71C105MA12# <small>To be discontinued</small>	125°C max. Reflow OK Flow OK	Automotive Consumer equipment, Industrial Equipment, Mobile Electronics, Medical equipment [GHTF A/B/C] except for implant equipment,		1.6 ±0.1mm	0.8 ±0.1mm	0.8 ±0.1mm	X7R(EIA)	16Vdc	1μF	±20%	
GRM188R71C105ME15# <small>To be discontinued</small>	125°C max. Reflow OK Flow OK	Automotive Consumer equipment, Industrial Equipment, Mobile Electronics, Medical equipment [GHTF A/B/C] except for implant equipment, Automotive		1.6 ±0.1mm	0.8 ±0.1mm	0.8 ±0.1mm	X7R(EIA)	16Vdc	1μF	±20%	

Attention

1. This catalog is downloaded from the website of Murata Manufacturing Co., Ltd. Therefore, it's specifications are subject to change or our products in it may be discontinued without advance notice. Please check with our sales representatives or product engineers before ordering.

2. This catalog has only typical specifications because there is no space for detailed specifications. Therefore, please review our product specifications or consult the approval sheet for product specifications before ordering.

Ceramic Capacitors(SMD)





Part Number	Characteristic	Specific Applications	Appearance	Length	Width	Thickness	Temperature characteristics	Rated Voltage	Capacitance	Tolerance of capacitance	Notes
GRM188R71C123JA01# <small>To be discontinued</small>	125°C max. Reflow OK Flow OK	Consumer equipment, Industrial Equipment, Mobile Electronics, Medical equipment [GHTF A/B/C] except for implant equipment,		1.6 ±0.1mm	0.8 ±0.1mm	0.8 ±0.1mm	X7R(EIA)	16Vdc	12000pF	±5%	
GRM188R71C123KA01# <small>To be discontinued</small>	125°C max. Reflow OK Flow OK	Automotive Consumer equipment, Industrial Equipment, Mobile Electronics, Medical equipment [GHTF A/B/C] except for implant equipment,		1.6 ±0.1mm	0.8 ±0.1mm	0.8 ±0.1mm	X7R(EIA)	16Vdc	12000pF	±10%	
GRM188R71C123MA01# <small>To be discontinued</small>	125°C max. Reflow OK Flow OK	Automotive Consumer equipment, Industrial Equipment, Mobile Electronics, Medical equipment [GHTF A/B/C] except for implant equipment,		1.6 ±0.1mm	0.8 ±0.1mm	0.8 ±0.1mm	X7R(EIA)	16Vdc	12000pF	±20%	
GRM188R71C153JA01# <small>To be discontinued</small>	125°C max. Reflow OK Flow OK	Automotive Consumer equipment, Industrial Equipment, Mobile Electronics, Medical equipment [GHTF A/B/C] except for implant equipment, Automotive		1.6 ±0.1mm	0.8 ±0.1mm	0.8 ±0.1mm	X7R(EIA)	16Vdc	15000pF	±5%	

Attention

1. This catalog is downloaded from the website of Murata Manufacturing Co., Ltd. Therefore, it's specifications are subject to change or our products in it may be discontinued without advance notice. Please check with our sales representatives or product engineers before ordering.

2. This catalog has only typical specifications because there is no space for detailed specifications. Therefore, please review our product specifications or consult the approval sheet for product specifications before ordering.

Ceramic Capacitors(SMD)





Part Number	Characteristic	Specific Applications	Appearance	Length	Width	Thickness	Temperature characteristics	Rated Voltage	Capacitance	Tolerance of capacitance	Notes
GRM188R71C153KA01# <small>To be discontinued</small>	125°C max. Reflow OK Flow OK	Consumer equipment, Industrial Equipment, Mobile Electronics, Medical equipment [GHTF A/B/C] except for implant equipment,		1.6 ±0.1mm	0.8 ±0.1mm	0.8 ±0.1mm	X7R(EIA)	16Vdc	15000pF	±10%	
GRM188R71C153MA01# <small>To be discontinued</small>	125°C max. Reflow OK Flow OK	Automotive Consumer equipment, Industrial Equipment, Mobile Electronics, Medical equipment [GHTF A/B/C] except for implant equipment,		1.6 ±0.1mm	0.8 ±0.1mm	0.8 ±0.1mm	X7R(EIA)	16Vdc	15000pF	±20%	
GRM188R71C183JA01# <small>To be discontinued</small>	125°C max. Reflow OK Flow OK	Automotive Consumer equipment, Industrial Equipment, Mobile Electronics, Medical equipment [GHTF A/B/C] except for implant equipment,		1.6 ±0.1mm	0.8 ±0.1mm	0.8 ±0.1mm	X7R(EIA)	16Vdc	18000pF	±5%	
GRM188R71C183KA01# <small>To be discontinued</small>	125°C max. Reflow OK Flow OK	Automotive Consumer equipment, Industrial Equipment, Mobile Electronics, Medical equipment [GHTF A/B/C] except for implant equipment, Automotive		1.6 ±0.1mm	0.8 ±0.1mm	0.8 ±0.1mm	X7R(EIA)	16Vdc	18000pF	±10%	

Attention

1. This catalog is downloaded from the website of Murata Manufacturing Co., Ltd. Therefore, it's specifications are subject to change or our products in it may be discontinued without advance notice. Please check with our sales representatives or product engineers before ordering.

2. This catalog has only typical specifications because there is no space for detailed specifications. Therefore, please review our product specifications or consult the approval sheet for product specifications before ordering.

Ceramic Capacitors(SMD)





Part Number	Characteristic	Specific Applications	Appearance	Length	Width	Thickness	Temperature characteristics	Rated Voltage	Capacitance	Tolerance of capacitance	Notes
GRM188R71C183MA01# <small>To be discontinued</small>	125°C max. Reflow OK Flow OK	Consumer equipment, Industrial Equipment, Mobile Electronics, Medical equipment [GHTF A/B/C] except for implant equipment,		1.6 ±0.1mm	0.8 ±0.1mm	0.8 ±0.1mm	X7R(EIA)	16Vdc	18000pF	±20%	
GRM188R71C222KA01# <small>To be discontinued</small>	125°C max. Reflow OK Flow OK	Automotive Consumer equipment, Industrial Equipment, Mobile Electronics, Medical equipment [GHTF A/B/C] except for implant equipment,		1.6 ±0.1mm	0.8 ±0.1mm	0.8 ±0.1mm	X7R(EIA)	16Vdc	2200pF	±10%	Please use alternative.
GRM188R71C223JA01# <small>To be discontinued</small>	125°C max. Reflow OK Flow OK	Automotive Consumer equipment, Industrial Equipment, Mobile Electronics, Medical equipment [GHTF A/B/C] except for implant equipment,		1.6 ±0.1mm	0.8 ±0.1mm	0.8 ±0.1mm	X7R(EIA)	16Vdc	22000pF	±5%	
GRM188R71C223KA01# <small>To be discontinued</small>	125°C max. Reflow OK Flow OK	Automotive Consumer equipment, Industrial Equipment, Mobile Electronics, Medical equipment [GHTF A/B/C] except for implant equipment, Automotive		1.6 ±0.1mm	0.8 ±0.1mm	0.8 ±0.1mm	X7R(EIA)	16Vdc	22000pF	±10%	

Attention

1. This catalog is downloaded from the website of Murata Manufacturing Co., Ltd. Therefore, it's specifications are subject to change or our products in it may be discontinued without advance notice. Please check with our sales representatives or product engineers before ordering.

2. This catalog has only typical specifications because there is no space for detailed specifications. Therefore, please review our product specifications or consult the approval sheet for product specifications before ordering.

Ceramic Capacitors(SMD)





Part Number	Characteristic	Specific Applications	Appearance	Length	Width	Thickness	Temperature characteristics	Rated Voltage	Capacitance	Tolerance of capacitance	Notes
GRM188R71C223MA01# <small>To be discontinued</small>	125°C max. Reflow OK Flow OK	Consumer equipment, Industrial Equipment, Mobile Electronics, Medical equipment [GHTF A/B/C] except for implant equipment,		1.6 ±0.1mm	0.8 ±0.1mm	0.8 ±0.1mm	X7R(EIA)	16Vdc	22000pF	±20%	
GRM188R71C273JA01# <small>To be discontinued</small>	125°C max. Reflow OK Flow OK	Automotive Consumer equipment, Industrial Equipment, Mobile Electronics, Medical equipment [GHTF A/B/C] except for implant equipment,		1.6 ±0.1mm	0.8 ±0.1mm	0.8 ±0.1mm	X7R(EIA)	16Vdc	27000pF	±5%	
GRM188R71C273KA01# <small>To be discontinued</small>	125°C max. Reflow OK Flow OK	Automotive Consumer equipment, Industrial Equipment, Mobile Electronics, Medical equipment [GHTF A/B/C] except for implant equipment,		1.6 ±0.1mm	0.8 ±0.1mm	0.8 ±0.1mm	X7R(EIA)	16Vdc	27000pF	±10%	
GRM188R71C273MA01# <small>To be discontinued</small>	125°C max. Reflow OK Flow OK	Automotive Consumer equipment, Industrial Equipment, Mobile Electronics, Medical equipment [GHTF A/B/C] except for implant equipment, Automotive		1.6 ±0.1mm	0.8 ±0.1mm	0.8 ±0.1mm	X7R(EIA)	16Vdc	27000pF	±20%	

Attention

1. This catalog is downloaded from the website of Murata Manufacturing Co., Ltd. Therefore, it's specifications are subject to change or our products in it may be discontinued without advance notice. Please check with our sales representatives or product engineers before ordering.

2. This catalog has only typical specifications because there is no space for detailed specifications. Therefore, please review our product specifications or consult the approval sheet for product specifications before ordering.

Ceramic Capacitors(SMD)





Part Number	Characteristic	Specific Applications	Appearance	Length	Width	Thickness	Temperature characteristics	Rated Voltage	Capacitance	Tolerance of capacitance	Notes
GRM188R71C333JA01# <small>To be discontinued</small>	125°C max. Reflow OK Flow OK	Consumer equipment, Industrial Equipment, Mobile Electronics, Medical equipment [GHTF A/B/C] except for implant equipment,		1.6 ±0.1mm	0.8 ±0.1mm	0.8 ±0.1mm	X7R(EIA)	16Vdc	33000pF	±5%	
GRM188R71C333KA01# <small>To be discontinued</small>	125°C max. Reflow OK Flow OK	Automotive Consumer equipment, Industrial Equipment, Mobile Electronics, Medical equipment [GHTF A/B/C] except for implant equipment,		1.6 ±0.1mm	0.8 ±0.1mm	0.8 ±0.1mm	X7R(EIA)	16Vdc	33000pF	±10%	
GRM188R71C333MA01# <small>To be discontinued</small>	125°C max. Reflow OK Flow OK	Automotive Consumer equipment, Industrial Equipment, Mobile Electronics, Medical equipment [GHTF A/B/C] except for implant equipment,		1.6 ±0.1mm	0.8 ±0.1mm	0.8 ±0.1mm	X7R(EIA)	16Vdc	33000pF	±20%	
GRM188R71C393JA01# <small>To be discontinued</small>	125°C max. Reflow OK Flow OK	Automotive Consumer equipment, Industrial Equipment, Mobile Electronics, Medical equipment [GHTF A/B/C] except for implant equipment, Automotive		1.6 ±0.1mm	0.8 ±0.1mm	0.8 ±0.1mm	X7R(EIA)	16Vdc	39000pF	±5%	

Attention

1. This catalog is downloaded from the website of Murata Manufacturing Co., Ltd. Therefore, it's specifications are subject to change or our products in it may be discontinued without advance notice. Please check with our sales representatives or product engineers before ordering.

2. This catalog has only typical specifications because there is no space for detailed specifications. Therefore, please review our product specifications or consult the approval sheet for product specifications before ordering.

Ceramic Capacitors(SMD)





Part Number	Characteristic	Specific Applications	Appearance	Length	Width	Thickness	Temperature characteristics	Rated Voltage	Capacitance	Tolerance of capacitance	Notes
GRM188R71C393KA01# <small>To be discontinued</small>	125°C max. Reflow OK Flow OK	Consumer equipment, Industrial Equipment, Mobile Electronics, Medical equipment [GHTF A/B/C] except for implant equipment,		1.6 ±0.1mm	0.8 ±0.1mm	0.8 ±0.1mm	X7R(EIA)	16Vdc	39000pF	±10%	
GRM188R71C393MA01# <small>To be discontinued</small>	125°C max. Reflow OK Flow OK	Automotive Consumer equipment, Industrial Equipment, Mobile Electronics, Medical equipment [GHTF A/B/C] except for implant equipment,		1.6 ±0.1mm	0.8 ±0.1mm	0.8 ±0.1mm	X7R(EIA)	16Vdc	39000pF	±20%	
GRM188R71C472KA01# <small>To be discontinued</small>	125°C max. Reflow OK Flow OK	Automotive Consumer equipment, Industrial Equipment, Mobile Electronics, Medical equipment [GHTF A/B/C] except for implant equipment,		1.6 ±0.1mm	0.8 ±0.1mm	0.8 ±0.1mm	X7R(EIA)	16Vdc	4700pF	±10%	Please use alternative.
GRM188R71C473JA01# <small>To be discontinued</small>	125°C max. Reflow OK Flow OK	Automotive Consumer equipment, Industrial Equipment, Mobile Electronics, Medical equipment [GHTF A/B/C] except for implant equipment, Automotive		1.6 ±0.1mm	0.8 ±0.1mm	0.8 ±0.1mm	X7R(EIA)	16Vdc	47000pF	±5%	

Attention

1. This catalog is downloaded from the website of Murata Manufacturing Co., Ltd. Therefore, it's specifications are subject to change or our products in it may be discontinued without advance notice. Please check with our sales representatives or product engineers before ordering.

2. This catalog has only typical specifications because there is no space for detailed specifications. Therefore, please review our product specifications or consult the approval sheet for product specifications before ordering.

Ceramic Capacitors(SMD)

Part Number	Characteristic	Specific Applications	Appearance	Length	Width	Thickness	Temperature characteristics	Rated Voltage	Capacitance	Tolerance of capacitance	Notes
GRM188R71C473KA01# <small>To be discontinued</small>	125°C max. Reflow OK Flow OK	Consumer equipment, Industrial Equipment, Mobile Electronics, Medical equipment [GHTF A/B/C] except for implant equipment,		1.6 ±0.1mm	0.8 ±0.1mm	0.8 ±0.1mm	X7R(EIA)	16Vdc	47000pF	±10%	
GRM188R71C473MA01# <small>To be discontinued</small>	125°C max. Reflow OK Flow OK	Automotive Consumer equipment, Industrial Equipment, Mobile Electronics, Medical equipment [GHTF A/B/C] except for implant equipment,		1.6 ±0.1mm	0.8 ±0.1mm	0.8 ±0.1mm	X7R(EIA)	16Vdc	47000pF	±20%	
GRM188R71C563JA01# <small>To be discontinued</small>	125°C max. Reflow OK Flow OK	Automotive Consumer equipment, Industrial Equipment, Mobile Electronics, Medical equipment [GHTF A/B/C] except for implant equipment,		1.6 ±0.1mm	0.8 ±0.1mm	0.8 ±0.1mm	X7R(EIA)	16Vdc	56000pF	±5%	
GRM188R71C563KA01# <small>To be discontinued</small>	125°C max. Reflow OK Flow OK	Automotive Consumer equipment, Industrial Equipment, Mobile Electronics, Medical equipment [GHTF A/B/C] except for implant equipment,		1.6 ±0.1mm	0.8 ±0.1mm	0.8 ±0.1mm	X7R(EIA)	16Vdc	56000pF	±10%	













Automotive

Attention

1. This catalog is downloaded from the website of Murata Manufacturing Co., Ltd. Therefore, it's specifications are subject to change or our products in it may be discontinued without advance notice. Please check with our sales representatives or product engineers before ordering.

2. This catalog has only typical specifications because there is no space for detailed specifications. Therefore, please review our product specifications or consult the approval sheet for product specifications before ordering.

Ceramic Capacitors(SMD)





Part Number	Characteristic	Specific Applications	Appearance	Length	Width	Thickness	Temperature characteristics	Rated Voltage	Capacitance	Tolerance of capacitance	Notes
GRM188R71C563MA01# <small>To be discontinued</small>	125°C max.  	Consumer equipment, Industrial Equipment, Mobile Electronics, Medical equipment [GHTF A/B/C] except for implant equipment,		1.6 ±0.1mm	0.8 ±0.1mm	0.8 ±0.1mm	X7R(EIA)	16Vdc	56000pF	±20%	
GRM188R71C683JA01# <small>To be discontinued</small>	125°C max.  	Automotive Consumer equipment, Industrial Equipment, Mobile Electronics, Medical equipment [GHTF A/B/C] except for implant equipment,		1.6 ±0.1mm	0.8 ±0.1mm	0.8 ±0.1mm	X7R(EIA)	16Vdc	68000pF	±5%	
GRM188R71C683KA01# <small>To be discontinued</small>	125°C max.  	Automotive Consumer equipment, Industrial Equipment, Mobile Electronics, Medical equipment [GHTF A/B/C] except for implant equipment,		1.6 ±0.1mm	0.8 ±0.1mm	0.8 ±0.1mm	X7R(EIA)	16Vdc	68000pF	±10%	
GRM188R71C683MA01# <small>To be discontinued</small>	125°C max.  	Automotive Consumer equipment, Industrial Equipment, Mobile Electronics, Medical equipment [GHTF A/B/C] except for implant equipment, Automotive		1.6 ±0.1mm	0.8 ±0.1mm	0.8 ±0.1mm	X7R(EIA)	16Vdc	68000pF	±20%	

Attention

1. This catalog is downloaded from the website of Murata Manufacturing Co., Ltd. Therefore, it's specifications are subject to change or our products in it may be discontinued without advance notice. Please check with our sales representatives or product engineers before ordering.

2. This catalog has only typical specifications because there is no space for detailed specifications. Therefore, please review our product specifications or consult the approval sheet for product specifications before ordering.

Ceramic Capacitors(SMD)





Part Number	Characteristic	Specific Applications	Appearance	Length	Width	Thickness	Temperature characteristics	Rated Voltage	Capacitance	Tolerance of capacitance	Notes
GRM188R71C823JA01# <small>To be discontinued</small>	125°C max. Reflow OK Flow OK	Consumer equipment, Industrial Equipment, Mobile Electronics, Medical equipment [GHTF A/B/C] except for implant equipment,		1.6 ±0.1mm	0.8 ±0.1mm	0.8 ±0.1mm	X7R(EIA)	16Vdc	82000pF	±5%	
GRM188R71C823KA01# <small>To be discontinued</small>	125°C max. Reflow OK Flow OK	Automotive Consumer equipment, Industrial Equipment, Mobile Electronics, Medical equipment [GHTF A/B/C] except for implant equipment,		1.6 ±0.1mm	0.8 ±0.1mm	0.8 ±0.1mm	X7R(EIA)	16Vdc	82000pF	±10%	
GRM188R71C823MA01# <small>To be discontinued</small>	125°C max. Reflow OK Flow OK	Automotive Consumer equipment, Industrial Equipment, Mobile Electronics, Medical equipment [GHTF A/B/C] except for implant equipment,		1.6 ±0.1mm	0.8 ±0.1mm	0.8 ±0.1mm	X7R(EIA)	16Vdc	82000pF	±20%	
GRM188R71E102JA01# <small>To be discontinued</small>	125°C max. Reflow OK Flow OK	Automotive Consumer equipment, Industrial Equipment, Mobile Electronics, Medical equipment [GHTF A/B/C] except for implant equipment, Automotive		1.6 ±0.1mm	0.8 ±0.1mm	0.8 ±0.1mm	X7R(EIA)	25Vdc	1000pF	±5%	Please use alternative.

Attention

1. This catalog is downloaded from the website of Murata Manufacturing Co., Ltd. Therefore, it's specifications are subject to change or our products in it may be discontinued without advance notice. Please check with our sales representatives or product engineers before ordering.

2. This catalog has only typical specifications because there is no space for detailed specifications. Therefore, please review our product specifications or consult the approval sheet for product specifications before ordering.

Ceramic Capacitors(SMD)





Part Number	Characteristic	Specific Applications	Appearance	Length	Width	Thickness	Temperature characteristics	Rated Voltage	Capacitance	Tolerance of capacitance	Notes
GRM188R71E102KA01# <small>To be discontinued</small>	125°C max. Reflow OK Flow OK	Consumer equipment, Industrial Equipment, Mobile Electronics, Medical equipment [GHTF A/B/C] except for implant equipment,		1.6 ±0.1mm	0.8 ±0.1mm	0.8 ±0.1mm	X7R(EIA)	25Vdc	1000pF	±10%	Please use alternative.
GRM188R71E102MA01# <small>To be discontinued</small>	125°C max. Reflow OK Flow OK	Automotive Consumer equipment, Industrial Equipment, Mobile Electronics, Medical equipment [GHTF A/B/C] except for implant equipment,		1.6 ±0.1mm	0.8 ±0.1mm	0.8 ±0.1mm	X7R(EIA)	25Vdc	1000pF	±20%	Please use alternative.
GRM188R71E103JA01# <small>To be discontinued</small>	125°C max. Reflow OK Flow OK	Automotive Consumer equipment, Industrial Equipment, Mobile Electronics, Medical equipment [GHTF A/B/C] except for implant equipment,		1.6 ±0.1mm	0.8 ±0.1mm	0.8 ±0.1mm	X7R(EIA)	25Vdc	10000pF	±5%	
GRM188R71E103KA01# <small>To be discontinued</small>	125°C max. Reflow OK Flow OK	Automotive Consumer equipment, Industrial Equipment, Mobile Electronics, Medical equipment [GHTF A/B/C] except for implant equipment, Automotive		1.6 ±0.1mm	0.8 ±0.1mm	0.8 ±0.1mm	X7R(EIA)	25Vdc	10000pF	±10%	

Attention

1. This catalog is downloaded from the website of Murata Manufacturing Co., Ltd. Therefore, it's specifications are subject to change or our products in it may be discontinued without advance notice. Please check with our sales representatives or product engineers before ordering.

2. This catalog has only typical specifications because there is no space for detailed specifications. Therefore, please review our product specifications or consult the approval sheet for product specifications before ordering.

Ceramic Capacitors(SMD)





Part Number	Characteristic	Specific Applications	Appearance	Length	Width	Thickness	Temperature characteristics	Rated Voltage	Capacitance	Tolerance of capacitance	Notes
GRM188R71E103MA01# <small>To be discontinued</small>	125°C max. Reflow OK Flow OK	Consumer equipment, Industrial Equipment, Mobile Electronics, Medical equipment [GHTF A/B/C] except for implant equipment,		1.6 ±0.1mm	0.8 ±0.1mm	0.8 ±0.1mm	X7R(EIA)	25Vdc	10000pF	±20%	
GRM188R71E104JA01# <small>To be discontinued</small>	125°C max. Reflow OK Flow OK	Automotive Consumer equipment, Industrial Equipment, Mobile Electronics, Medical equipment [GHTF A/B/C] except for implant equipment,		1.6 ±0.1mm	0.8 ±0.1mm	0.8 ±0.1mm	X7R(EIA)	25Vdc	0.1μF	±5%	
GRM188R71E104KA01# <small>To be discontinued</small>	125°C max. Reflow OK Flow OK	Automotive Consumer equipment, Industrial Equipment, Mobile Electronics, Medical equipment [GHTF A/B/C] except for implant equipment,		1.6 ±0.1mm	0.8 ±0.1mm	0.8 ±0.1mm	X7R(EIA)	25Vdc	0.1μF	±10%	
GRM188R71E104MA01# <small>To be discontinued</small>	125°C max. Reflow OK Flow OK	Automotive Consumer equipment, Industrial Equipment, Mobile Electronics, Medical equipment [GHTF A/B/C] except for implant equipment, Automotive		1.6 ±0.1mm	0.8 ±0.1mm	0.8 ±0.1mm	X7R(EIA)	25Vdc	0.1μF	±20%	

Attention

1. This catalog is downloaded from the website of Murata Manufacturing Co., Ltd. Therefore, it's specifications are subject to change or our products in it may be discontinued without advance notice. Please check with our sales representatives or product engineers before ordering.

2. This catalog has only typical specifications because there is no space for detailed specifications. Therefore, please review our product specifications or consult the approval sheet for product specifications before ordering.

Ceramic Capacitors(SMD)





Part Number	Characteristic	Specific Applications	Appearance	Length	Width	Thickness	Temperature characteristics	Rated Voltage	Capacitance	Tolerance of capacitance	Notes
GRM188R71E105KA12# <small>To be discontinued</small>	125°C max. Reflow OK Flow OK	Consumer equipment, Industrial Equipment, Mobile Electronics, Medical equipment [GHTF A/B/C] except for implant equipment,		1.6 ±0.1mm	0.8 ±0.1mm	0.8 ±0.1mm	X7R(EIA)	25Vdc	1μF	±10%	
GRM188R71E105MA12# <small>To be discontinued</small>	125°C max. Reflow OK Flow OK	Automotive Consumer equipment, Industrial Equipment, Mobile Electronics, Medical equipment [GHTF A/B/C] except for implant equipment,		1.6 ±0.1mm	0.8 ±0.1mm	0.8 ±0.1mm	X7R(EIA)	25Vdc	1μF	±20%	
GRM188R71E112JA01# <small>To be discontinued</small>	125°C max. Reflow OK Flow OK	Automotive Consumer equipment, Industrial Equipment, Mobile Electronics, Medical equipment [GHTF A/B/C] except for implant equipment,		1.6 ±0.1mm	0.8 ±0.1mm	0.8 ±0.1mm	X7R(EIA)	25Vdc	1100pF	±5%	Please use alternative.
GRM188R71E112KA01# <small>To be discontinued</small>	125°C max. Reflow OK Flow OK	Automotive Consumer equipment, Industrial Equipment, Mobile Electronics, Medical equipment [GHTF A/B/C] except for implant equipment, Automotive		1.6 ±0.1mm	0.8 ±0.1mm	0.8 ±0.1mm	X7R(EIA)	25Vdc	1100pF	±10%	Please use alternative.

Attention

1. This catalog is downloaded from the website of Murata Manufacturing Co., Ltd. Therefore, it's specifications are subject to change or our products in it may be discontinued without advance notice. Please check with our sales representatives or product engineers before ordering.

2. This catalog has only typical specifications because there is no space for detailed specifications. Therefore, please review our product specifications or consult the approval sheet for product specifications before ordering.

Ceramic Capacitors(SMD)





Part Number	Characteristic	Specific Applications	Appearance	Length	Width	Thickness	Temperature characteristics	Rated Voltage	Capacitance	Tolerance of capacitance	Notes
GRM188R71E112MA01# <small>To be discontinued</small>	125°C max. Reflow OK Flow OK	Consumer equipment, Industrial Equipment, Mobile Electronics, Medical equipment [GHTF A/B/C] except for implant equipment,		1.6 ±0.1mm	0.8 ±0.1mm	0.8 ±0.1mm	X7R(EIA)	25Vdc	1100pF	±20%	Please use alternative.
GRM188R71E122JA01# <small>To be discontinued</small>	125°C max. Reflow OK Flow OK	Automotive Consumer equipment, Industrial Equipment, Mobile Electronics, Medical equipment [GHTF A/B/C] except for implant equipment,		1.6 ±0.1mm	0.8 ±0.1mm	0.8 ±0.1mm	X7R(EIA)	25Vdc	1200pF	±5%	Please use alternative.
GRM188R71E122KA01# <small>To be discontinued</small>	125°C max. Reflow OK Flow OK	Automotive Consumer equipment, Industrial Equipment, Mobile Electronics, Medical equipment [GHTF A/B/C] except for implant equipment,		1.6 ±0.1mm	0.8 ±0.1mm	0.8 ±0.1mm	X7R(EIA)	25Vdc	1200pF	±10%	Please use alternative.
GRM188R71E122MA01# <small>To be discontinued</small>	125°C max. Reflow OK Flow OK	Automotive Consumer equipment, Industrial Equipment, Mobile Electronics, Medical equipment [GHTF A/B/C] except for implant equipment, Automotive		1.6 ±0.1mm	0.8 ±0.1mm	0.8 ±0.1mm	X7R(EIA)	25Vdc	1200pF	±20%	Please use alternative.

Attention

1. This catalog is downloaded from the website of Murata Manufacturing Co., Ltd. Therefore, it's specifications are subject to change or our products in it may be discontinued without advance notice. Please check with our sales representatives or product engineers before ordering.

2. This catalog has only typical specifications because there is no space for detailed specifications. Therefore, please review our product specifications or consult the approval sheet for product specifications before ordering.

Ceramic Capacitors(SMD)





Part Number	Characteristic	Specific Applications	Appearance	Length	Width	Thickness	Temperature characteristics	Rated Voltage	Capacitance	Tolerance of capacitance	Notes
GRM188R71E123JA01# <small>To be discontinued</small>	125°C max. Reflow OK Flow OK	Consumer equipment, Industrial Equipment, Mobile Electronics, Medical equipment [GHTF A/B/C] except for implant equipment,		1.6 ±0.1mm	0.8 ±0.1mm	0.8 ±0.1mm	X7R(EIA)	25Vdc	12000pF	±5%	
GRM188R71E123KA01# <small>To be discontinued</small>	125°C max. Reflow OK Flow OK	Automotive Consumer equipment, Industrial Equipment, Mobile Electronics, Medical equipment [GHTF A/B/C] except for implant equipment,		1.6 ±0.1mm	0.8 ±0.1mm	0.8 ±0.1mm	X7R(EIA)	25Vdc	12000pF	±10%	
GRM188R71E123MA01# <small>To be discontinued</small>	125°C max. Reflow OK Flow OK	Automotive Consumer equipment, Industrial Equipment, Mobile Electronics, Medical equipment [GHTF A/B/C] except for implant equipment,		1.6 ±0.1mm	0.8 ±0.1mm	0.8 ±0.1mm	X7R(EIA)	25Vdc	12000pF	±20%	
GRM188R71E132JA01# <small>To be discontinued</small>	125°C max. Reflow OK Flow OK	Automotive Consumer equipment, Industrial Equipment, Mobile Electronics, Medical equipment [GHTF A/B/C] except for implant equipment, Automotive		1.6 ±0.1mm	0.8 ±0.1mm	0.8 ±0.1mm	X7R(EIA)	25Vdc	1300pF	±5%	Please use alternative.

Attention

1. This catalog is downloaded from the website of Murata Manufacturing Co., Ltd. Therefore, it's specifications are subject to change or our products in it may be discontinued without advance notice. Please check with our sales representatives or product engineers before ordering.

2. This catalog has only typical specifications because there is no space for detailed specifications. Therefore, please review our product specifications or consult the approval sheet for product specifications before ordering.

Ceramic Capacitors(SMD)





Part Number	Characteristic	Specific Applications	Appearance	Length	Width	Thickness	Temperature characteristics	Rated Voltage	Capacitance	Tolerance of capacitance	Notes
GRM188R71E132KA01# <small>To be discontinued</small>	125°C max. Reflow OK Flow OK	Consumer equipment, Industrial Equipment, Mobile Electronics, Medical equipment [GHTF A/B/C] except for implant equipment,		1.6 ±0.1mm	0.8 ±0.1mm	0.8 ±0.1mm	X7R(EIA)	25Vdc	1300pF	±10%	Please use alternative.
GRM188R71E132MA01# <small>To be discontinued</small>	125°C max. Reflow OK Flow OK	Automotive Consumer equipment, Industrial Equipment, Mobile Electronics, Medical equipment [GHTF A/B/C] except for implant equipment,		1.6 ±0.1mm	0.8 ±0.1mm	0.8 ±0.1mm	X7R(EIA)	25Vdc	1300pF	±20%	Please use alternative.
GRM188R71E133JA01# <small>To be discontinued</small>	125°C max. Reflow OK Flow OK	Automotive Consumer equipment, Industrial Equipment, Mobile Electronics, Medical equipment [GHTF A/B/C] except for implant equipment,		1.6 ±0.1mm	0.8 ±0.1mm	0.8 ±0.1mm	X7R(EIA)	25Vdc	13000pF	±5%	
GRM188R71E133KA01# <small>To be discontinued</small>	125°C max. Reflow OK Flow OK	Automotive Consumer equipment, Industrial Equipment, Mobile Electronics, Medical equipment [GHTF A/B/C] except for implant equipment, Automotive		1.6 ±0.1mm	0.8 ±0.1mm	0.8 ±0.1mm	X7R(EIA)	25Vdc	13000pF	±10%	

Attention

1. This catalog is downloaded from the website of Murata Manufacturing Co., Ltd. Therefore, it's specifications are subject to change or our products in it may be discontinued without advance notice. Please check with our sales representatives or product engineers before ordering.

2. This catalog has only typical specifications because there is no space for detailed specifications. Therefore, please review our product specifications or consult the approval sheet for product specifications before ordering.

Ceramic Capacitors(SMD)





Part Number	Characteristic	Specific Applications	Appearance	Length	Width	Thickness	Temperature characteristics	Rated Voltage	Capacitance	Tolerance of capacitance	Notes
GRM188R71E133MA01# <small>To be discontinued</small>	125°C max. Reflow OK Flow OK	Consumer equipment, Industrial Equipment, Mobile Electronics, Medical equipment [GHTF A/B/C] except for implant equipment,		1.6 ±0.1mm	0.8 ±0.1mm	0.8 ±0.1mm	X7R(EIA)	25Vdc	13000pF	±20%	
GRM188R71E152JA01# <small>To be discontinued</small>	125°C max. Reflow OK Flow OK	Automotive Consumer equipment, Industrial Equipment, Mobile Electronics, Medical equipment [GHTF A/B/C] except for implant equipment,		1.6 ±0.1mm	0.8 ±0.1mm	0.8 ±0.1mm	X7R(EIA)	25Vdc	1500pF	±5%	Please use alternative.
GRM188R71E152KA01# <small>To be discontinued</small>	125°C max. Reflow OK Flow OK	Automotive Consumer equipment, Industrial Equipment, Mobile Electronics, Medical equipment [GHTF A/B/C] except for implant equipment,		1.6 ±0.1mm	0.8 ±0.1mm	0.8 ±0.1mm	X7R(EIA)	25Vdc	1500pF	±10%	Please use alternative.
GRM188R71E152MA01# <small>To be discontinued</small>	125°C max. Reflow OK Flow OK	Automotive Consumer equipment, Industrial Equipment, Mobile Electronics, Medical equipment [GHTF A/B/C] except for implant equipment, Automotive		1.6 ±0.1mm	0.8 ±0.1mm	0.8 ±0.1mm	X7R(EIA)	25Vdc	1500pF	±20%	Please use alternative.

Attention

1. This catalog is downloaded from the website of Murata Manufacturing Co., Ltd. Therefore, it's specifications are subject to change or our products in it may be discontinued without advance notice. Please check with our sales representatives or product engineers before ordering.

2. This catalog has only typical specifications because there is no space for detailed specifications. Therefore, please review our product specifications or consult the approval sheet for product specifications before ordering.

Ceramic Capacitors(SMD)





Part Number	Characteristic	Specific Applications	Appearance	Length	Width	Thickness	Temperature characteristics	Rated Voltage	Capacitance	Tolerance of capacitance	Notes
GRM188R71E153JA01# <small>To be discontinued</small>	125°C max. Reflow OK Flow OK	Consumer equipment, Industrial Equipment, Mobile Electronics, Medical equipment [GHTF A/B/C] except for implant equipment,		1.6 ±0.1mm	0.8 ±0.1mm	0.8 ±0.1mm	X7R(EIA)	25Vdc	15000pF	±5%	
GRM188R71E153KA01# <small>To be discontinued</small>	125°C max. Reflow OK Flow OK	Automotive Consumer equipment, Industrial Equipment, Mobile Electronics, Medical equipment [GHTF A/B/C] except for implant equipment,		1.6 ±0.1mm	0.8 ±0.1mm	0.8 ±0.1mm	X7R(EIA)	25Vdc	15000pF	±10%	
GRM188R71E153MA01# <small>To be discontinued</small>	125°C max. Reflow OK Flow OK	Automotive Consumer equipment, Industrial Equipment, Mobile Electronics, Medical equipment [GHTF A/B/C] except for implant equipment,		1.6 ±0.1mm	0.8 ±0.1mm	0.8 ±0.1mm	X7R(EIA)	25Vdc	15000pF	±20%	
GRM188R71E162JA01# <small>To be discontinued</small>	125°C max. Reflow OK Flow OK	Automotive Consumer equipment, Industrial Equipment, Mobile Electronics, Medical equipment [GHTF A/B/C] except for implant equipment, Automotive		1.6 ±0.1mm	0.8 ±0.1mm	0.8 ±0.1mm	X7R(EIA)	25Vdc	1600pF	±5%	Please use alternative.

Attention

1. This catalog is downloaded from the website of Murata Manufacturing Co., Ltd. Therefore, it's specifications are subject to change or our products in it may be discontinued without advance notice. Please check with our sales representatives or product engineers before ordering.

2. This catalog has only typical specifications because there is no space for detailed specifications. Therefore, please review our product specifications or consult the approval sheet for product specifications before ordering.

Ceramic Capacitors(SMD)





Part Number	Characteristic	Specific Applications	Appearance	Length	Width	Thickness	Temperature characteristics	Rated Voltage	Capacitance	Tolerance of capacitance	Notes
GRM188R71E162KA01# <small>To be discontinued</small>	125°C max. Reflow OK Flow OK	Consumer equipment, Industrial Equipment, Mobile Electronics, Medical equipment [GHTF A/B/C] except for implant equipment,		1.6 ±0.1mm	0.8 ±0.1mm	0.8 ±0.1mm	X7R(EIA)	25Vdc	1600pF	±10%	Please use alternative.
GRM188R71E162MA01# <small>To be discontinued</small>	125°C max. Reflow OK Flow OK	Automotive Consumer equipment, Industrial Equipment, Mobile Electronics, Medical equipment [GHTF A/B/C] except for implant equipment,		1.6 ±0.1mm	0.8 ±0.1mm	0.8 ±0.1mm	X7R(EIA)	25Vdc	1600pF	±20%	Please use alternative.
GRM188R71E163JA01# <small>To be discontinued</small>	125°C max. Reflow OK Flow OK	Automotive Consumer equipment, Industrial Equipment, Mobile Electronics, Medical equipment [GHTF A/B/C] except for implant equipment,		1.6 ±0.1mm	0.8 ±0.1mm	0.8 ±0.1mm	X7R(EIA)	25Vdc	16000pF	±5%	
GRM188R71E163KA01# <small>To be discontinued</small>	125°C max. Reflow OK Flow OK	Automotive Consumer equipment, Industrial Equipment, Mobile Electronics, Medical equipment [GHTF A/B/C] except for implant equipment, Automotive		1.6 ±0.1mm	0.8 ±0.1mm	0.8 ±0.1mm	X7R(EIA)	25Vdc	16000pF	±10%	

Attention

1. This catalog is downloaded from the website of Murata Manufacturing Co., Ltd. Therefore, it's specifications are subject to change or our products in it may be discontinued without advance notice. Please check with our sales representatives or product engineers before ordering.

2. This catalog has only typical specifications because there is no space for detailed specifications. Therefore, please review our product specifications or consult the approval sheet for product specifications before ordering.

Ceramic Capacitors(SMD)





Part Number	Characteristic	Specific Applications	Appearance	Length	Width	Thickness	Temperature characteristics	Rated Voltage	Capacitance	Tolerance of capacitance	Notes
GRM188R71E163MA01# <small>To be discontinued</small>	125°C max. Reflow OK Flow OK	Consumer equipment, Industrial Equipment, Mobile Electronics, Medical equipment [GHTF A/B/C] except for implant equipment,		1.6 ±0.1mm	0.8 ±0.1mm	0.8 ±0.1mm	X7R(EIA)	25Vdc	1600pF	±20%	
GRM188R71E182JA01# <small>To be discontinued</small>	125°C max. Reflow OK Flow OK	Automotive Consumer equipment, Industrial Equipment, Mobile Electronics, Medical equipment [GHTF A/B/C] except for implant equipment,		1.6 ±0.1mm	0.8 ±0.1mm	0.8 ±0.1mm	X7R(EIA)	25Vdc	1800pF	±5%	Please use alternative.
GRM188R71E182KA01# <small>To be discontinued</small>	125°C max. Reflow OK Flow OK	Automotive Consumer equipment, Industrial Equipment, Mobile Electronics, Medical equipment [GHTF A/B/C] except for implant equipment,		1.6 ±0.1mm	0.8 ±0.1mm	0.8 ±0.1mm	X7R(EIA)	25Vdc	1800pF	±10%	Please use alternative.
GRM188R71E182MA01# <small>To be discontinued</small>	125°C max. Reflow OK Flow OK	Automotive Consumer equipment, Industrial Equipment, Mobile Electronics, Medical equipment [GHTF A/B/C] except for implant equipment, Automotive		1.6 ±0.1mm	0.8 ±0.1mm	0.8 ±0.1mm	X7R(EIA)	25Vdc	1800pF	±20%	Please use alternative.

Attention

1. This catalog is downloaded from the website of Murata Manufacturing Co., Ltd. Therefore, it's specifications are subject to change or our products in it may be discontinued without advance notice. Please check with our sales representatives or product engineers before ordering.

2. This catalog has only typical specifications because there is no space for detailed specifications. Therefore, please review our product specifications or consult the approval sheet for product specifications before ordering.

Ceramic Capacitors(SMD)





Part Number	Characteristic	Specific Applications	Appearance	Length	Width	Thickness	Temperature characteristics	Rated Voltage	Capacitance	Tolerance of capacitance	Notes
GRM188R71E183JA01# <small>To be discontinued</small>	125°C max. Reflow OK Flow OK	Consumer equipment, Industrial Equipment, Mobile Electronics, Medical equipment [GHTF A/B/C] except for implant equipment,		1.6 ±0.1mm	0.8 ±0.1mm	0.8 ±0.1mm	X7R(EIA)	25Vdc	18000pF	±5%	
GRM188R71E183KA01# <small>To be discontinued</small>	125°C max. Reflow OK Flow OK	Automotive Consumer equipment, Industrial Equipment, Mobile Electronics, Medical equipment [GHTF A/B/C] except for implant equipment,		1.6 ±0.1mm	0.8 ±0.1mm	0.8 ±0.1mm	X7R(EIA)	25Vdc	18000pF	±10%	
GRM188R71E183MA01# <small>To be discontinued</small>	125°C max. Reflow OK Flow OK	Automotive Consumer equipment, Industrial Equipment, Mobile Electronics, Medical equipment [GHTF A/B/C] except for implant equipment,		1.6 ±0.1mm	0.8 ±0.1mm	0.8 ±0.1mm	X7R(EIA)	25Vdc	18000pF	±20%	
GRM188R71E202JA01# <small>To be discontinued</small>	125°C max. Reflow OK Flow OK	Automotive Consumer equipment, Industrial Equipment, Mobile Electronics, Medical equipment [GHTF A/B/C] except for implant equipment, Automotive		1.6 ±0.1mm	0.8 ±0.1mm	0.8 ±0.1mm	X7R(EIA)	25Vdc	2000pF	±5%	Please use alternative.

Attention

1. This catalog is downloaded from the website of Murata Manufacturing Co., Ltd. Therefore, it's specifications are subject to change or our products in it may be discontinued without advance notice. Please check with our sales representatives or product engineers before ordering.

2. This catalog has only typical specifications because there is no space for detailed specifications. Therefore, please review our product specifications or consult the approval sheet for product specifications before ordering.

Ceramic Capacitors(SMD)





Part Number	Characteristic	Specific Applications	Appearance	Length	Width	Thickness	Temperature characteristics	Rated Voltage	Capacitance	Tolerance of capacitance	Notes
GRM188R71E202KA01# <small>To be discontinued</small>	125°C max. Reflow OK Flow OK	Consumer equipment, Industrial Equipment, Mobile Electronics, Medical equipment [GHTF A/B/C] except for implant equipment,		1.6 ±0.1mm	0.8 ±0.1mm	0.8 ±0.1mm	X7R(EIA)	25Vdc	2000pF	±10%	Please use alternative.
GRM188R71E202MA01# <small>To be discontinued</small>	125°C max. Reflow OK Flow OK	Automotive Consumer equipment, Industrial Equipment, Mobile Electronics, Medical equipment [GHTF A/B/C] except for implant equipment,		1.6 ±0.1mm	0.8 ±0.1mm	0.8 ±0.1mm	X7R(EIA)	25Vdc	2000pF	±20%	Please use alternative.
GRM188R71E203JA01# <small>To be discontinued</small>	125°C max. Reflow OK Flow OK	Automotive Consumer equipment, Industrial Equipment, Mobile Electronics, Medical equipment [GHTF A/B/C] except for implant equipment,		1.6 ±0.1mm	0.8 ±0.1mm	0.8 ±0.1mm	X7R(EIA)	25Vdc	20000pF	±5%	
GRM188R71E203KA01# <small>To be discontinued</small>	125°C max. Reflow OK Flow OK	Automotive Consumer equipment, Industrial Equipment, Mobile Electronics, Medical equipment [GHTF A/B/C] except for implant equipment, Automotive		1.6 ±0.1mm	0.8 ±0.1mm	0.8 ±0.1mm	X7R(EIA)	25Vdc	20000pF	±10%	

Attention

1. This catalog is downloaded from the website of Murata Manufacturing Co., Ltd. Therefore, it's specifications are subject to change or our products in it may be discontinued without advance notice. Please check with our sales representatives or product engineers before ordering.

2. This catalog has only typical specifications because there is no space for detailed specifications. Therefore, please review our product specifications or consult the approval sheet for product specifications before ordering.

Ceramic Capacitors(SMD)





Part Number	Characteristic	Specific Applications	Appearance	Length	Width	Thickness	Temperature characteristics	Rated Voltage	Capacitance	Tolerance of capacitance	Notes
GRM188R71E203MA01# <small>To be discontinued</small>	125°C max. Reflow OK Flow OK	Consumer equipment, Industrial Equipment, Mobile Electronics, Medical equipment [GHTF A/B/C] except for implant equipment,		1.6 ±0.1mm	0.8 ±0.1mm	0.8 ±0.1mm	X7R(EIA)	25Vdc	20000pF	±20%	
GRM188R71E222JA01# <small>To be discontinued</small>	125°C max. Reflow OK Flow OK	Automotive Consumer equipment, Industrial Equipment, Mobile Electronics, Medical equipment [GHTF A/B/C] except for implant equipment,		1.6 ±0.1mm	0.8 ±0.1mm	0.8 ±0.1mm	X7R(EIA)	25Vdc	2200pF	±5%	Please use alternative.
GRM188R71E222KA01# <small>To be discontinued</small>	125°C max. Reflow OK Flow OK	Automotive Consumer equipment, Industrial Equipment, Mobile Electronics, Medical equipment [GHTF A/B/C] except for implant equipment,		1.6 ±0.1mm	0.8 ±0.1mm	0.8 ±0.1mm	X7R(EIA)	25Vdc	2200pF	±10%	Please use alternative.
GRM188R71E222MA01# <small>To be discontinued</small>	125°C max. Reflow OK Flow OK	Automotive Consumer equipment, Industrial Equipment, Mobile Electronics, Medical equipment [GHTF A/B/C] except for implant equipment, Automotive		1.6 ±0.1mm	0.8 ±0.1mm	0.8 ±0.1mm	X7R(EIA)	25Vdc	2200pF	±20%	Please use alternative.

Attention

1. This catalog is downloaded from the website of Murata Manufacturing Co., Ltd. Therefore, it's specifications are subject to change or our products in it may be discontinued without advance notice. Please check with our sales representatives or product engineers before ordering.

2. This catalog has only typical specifications because there is no space for detailed specifications. Therefore, please review our product specifications or consult the approval sheet for product specifications before ordering.

Ceramic Capacitors(SMD)





Part Number	Characteristic	Specific Applications	Appearance	Length	Width	Thickness	Temperature characteristics	Rated Voltage	Capacitance	Tolerance of capacitance	Notes
GRM188R71E223JA01# <small>To be discontinued</small>	125°C max. Reflow OK Flow OK	Consumer equipment, Industrial Equipment, Mobile Electronics, Medical equipment [GHTF A/B/C] except for implant equipment,		1.6 ±0.1mm	0.8 ±0.1mm	0.8 ±0.1mm	X7R(EIA)	25Vdc	22000pF	±5%	
GRM188R71E223KA01# <small>To be discontinued</small>	125°C max. Reflow OK Flow OK	Automotive Consumer equipment, Industrial Equipment, Mobile Electronics, Medical equipment [GHTF A/B/C] except for implant equipment,		1.6 ±0.1mm	0.8 ±0.1mm	0.8 ±0.1mm	X7R(EIA)	25Vdc	22000pF	±10%	
GRM188R71E223MA01# <small>To be discontinued</small>	125°C max. Reflow OK Flow OK	Automotive Consumer equipment, Industrial Equipment, Mobile Electronics, Medical equipment [GHTF A/B/C] except for implant equipment,		1.6 ±0.1mm	0.8 ±0.1mm	0.8 ±0.1mm	X7R(EIA)	25Vdc	22000pF	±20%	
GRM188R71E242JA01# <small>To be discontinued</small>	125°C max. Reflow OK Flow OK	Automotive Consumer equipment, Industrial Equipment, Mobile Electronics, Medical equipment [GHTF A/B/C] except for implant equipment, Automotive		1.6 ±0.1mm	0.8 ±0.1mm	0.8 ±0.1mm	X7R(EIA)	25Vdc	2400pF	±5%	Please use alternative.

Attention

1. This catalog is downloaded from the website of Murata Manufacturing Co., Ltd. Therefore, it's specifications are subject to change or our products in it may be discontinued without advance notice. Please check with our sales representatives or product engineers before ordering.

2. This catalog has only typical specifications because there is no space for detailed specifications. Therefore, please review our product specifications or consult the approval sheet for product specifications before ordering.

Ceramic Capacitors(SMD)





Part Number	Characteristic	Specific Applications	Appearance	Length	Width	Thickness	Temperature characteristics	Rated Voltage	Capacitance	Tolerance of capacitance	Notes
GRM188R71E242KA01# <small>To be discontinued</small>	125°C max. Reflow OK Flow OK	Consumer equipment, Industrial Equipment, Mobile Electronics, Medical equipment [GHTF A/B/C] except for implant equipment,		1.6 ±0.1mm	0.8 ±0.1mm	0.8 ±0.1mm	X7R(EIA)	25Vdc	2400pF	±10%	Please use alternative.
GRM188R71E242MA01# <small>To be discontinued</small>	125°C max. Reflow OK Flow OK	Automotive Consumer equipment, Industrial Equipment, Mobile Electronics, Medical equipment [GHTF A/B/C] except for implant equipment,		1.6 ±0.1mm	0.8 ±0.1mm	0.8 ±0.1mm	X7R(EIA)	25Vdc	2400pF	±20%	Please use alternative.
GRM188R71E272JA01# <small>To be discontinued</small>	125°C max. Reflow OK Flow OK	Automotive Consumer equipment, Industrial Equipment, Mobile Electronics, Medical equipment [GHTF A/B/C] except for implant equipment,		1.6 ±0.1mm	0.8 ±0.1mm	0.8 ±0.1mm	X7R(EIA)	25Vdc	2700pF	±5%	Please use alternative.
GRM188R71E272KA01# <small>To be discontinued</small>	125°C max. Reflow OK Flow OK	Automotive Consumer equipment, Industrial Equipment, Mobile Electronics, Medical equipment [GHTF A/B/C] except for implant equipment, Automotive		1.6 ±0.1mm	0.8 ±0.1mm	0.8 ±0.1mm	X7R(EIA)	25Vdc	2700pF	±10%	Please use alternative.

Attention

1. This catalog is downloaded from the website of Murata Manufacturing Co., Ltd. Therefore, it's specifications are subject to change or our products in it may be discontinued without advance notice. Please check with our sales representatives or product engineers before ordering.

2. This catalog has only typical specifications because there is no space for detailed specifications. Therefore, please review our product specifications or consult the approval sheet for product specifications before ordering.

Ceramic Capacitors(SMD)





Part Number	Characteristic	Specific Applications	Appearance	Length	Width	Thickness	Temperature characteristics	Rated Voltage	Capacitance	Tolerance of capacitance	Notes
GRM188R71E272MA01# <small>To be discontinued</small>	125°C max. Reflow OK Flow OK	Consumer equipment, Industrial Equipment, Mobile Electronics, Medical equipment [GHTF A/B/C] except for implant equipment,		1.6 ±0.1mm	0.8 ±0.1mm	0.8 ±0.1mm	X7R(EIA)	25Vdc	2700pF	±20%	Please use alternative.
GRM188R71E273JA01# <small>To be discontinued</small>	125°C max. Reflow OK Flow OK	Automotive Consumer equipment, Industrial Equipment, Mobile Electronics, Medical equipment [GHTF A/B/C] except for implant equipment,		1.6 ±0.1mm	0.8 ±0.1mm	0.8 ±0.1mm	X7R(EIA)	25Vdc	27000pF	±5%	
GRM188R71E273KA01# <small>To be discontinued</small>	125°C max. Reflow OK Flow OK	Automotive Consumer equipment, Industrial Equipment, Mobile Electronics, Medical equipment [GHTF A/B/C] except for implant equipment,		1.6 ±0.1mm	0.8 ±0.1mm	0.8 ±0.1mm	X7R(EIA)	25Vdc	27000pF	±10%	
GRM188R71E273MA01# <small>To be discontinued</small>	125°C max. Reflow OK Flow OK	Automotive Consumer equipment, Industrial Equipment, Mobile Electronics, Medical equipment [GHTF A/B/C] except for implant equipment, Automotive		1.6 ±0.1mm	0.8 ±0.1mm	0.8 ±0.1mm	X7R(EIA)	25Vdc	27000pF	±20%	

Attention

1. This catalog is downloaded from the website of Murata Manufacturing Co., Ltd. Therefore, it's specifications are subject to change or our products in it may be discontinued without advance notice. Please check with our sales representatives or product engineers before ordering.

2. This catalog has only typical specifications because there is no space for detailed specifications. Therefore, please review our product specifications or consult the approval sheet for product specifications before ordering.

Ceramic Capacitors(SMD)





Part Number	Characteristic	Specific Applications	Appearance	Length	Width	Thickness	Temperature characteristics	Rated Voltage	Capacitance	Tolerance of capacitance	Notes
GRM188R71E302JA01# <small>To be discontinued</small>	125°C max. Reflow OK Flow OK	Consumer equipment, Industrial Equipment, Mobile Electronics, Medical equipment [GHTF A/B/C] except for implant equipment,		1.6 ±0.1mm	0.8 ±0.1mm	0.8 ±0.1mm	X7R(EIA)	25Vdc	3000pF	±5%	Please use alternative.
GRM188R71E302KA01# <small>To be discontinued</small>	125°C max. Reflow OK Flow OK	Automotive Consumer equipment, Industrial Equipment, Mobile Electronics, Medical equipment [GHTF A/B/C] except for implant equipment,		1.6 ±0.1mm	0.8 ±0.1mm	0.8 ±0.1mm	X7R(EIA)	25Vdc	3000pF	±10%	Please use alternative.
GRM188R71E302MA01# <small>To be discontinued</small>	125°C max. Reflow OK Flow OK	Automotive Consumer equipment, Industrial Equipment, Mobile Electronics, Medical equipment [GHTF A/B/C] except for implant equipment,		1.6 ±0.1mm	0.8 ±0.1mm	0.8 ±0.1mm	X7R(EIA)	25Vdc	3000pF	±20%	Please use alternative.
GRM188R71E332JA01# <small>To be discontinued</small>	125°C max. Reflow OK Flow OK	Automotive Consumer equipment, Industrial Equipment, Mobile Electronics, Medical equipment [GHTF A/B/C] except for implant equipment, Automotive		1.6 ±0.1mm	0.8 ±0.1mm	0.8 ±0.1mm	X7R(EIA)	25Vdc	3300pF	±5%	Please use alternative.

Attention

1. This catalog is downloaded from the website of Murata Manufacturing Co., Ltd. Therefore, it's specifications are subject to change or our products in it may be discontinued without advance notice. Please check with our sales representatives or product engineers before ordering.

2. This catalog has only typical specifications because there is no space for detailed specifications. Therefore, please review our product specifications or consult the approval sheet for product specifications before ordering.

Ceramic Capacitors(SMD)





Part Number	Characteristic	Specific Applications	Appearance	Length	Width	Thickness	Temperature characteristics	Rated Voltage	Capacitance	Tolerance of capacitance	Notes
GRM188R71E332KA01# <small>To be discontinued</small>	125°C max. Reflow OK Flow OK	Consumer equipment, Industrial Equipment, Mobile Electronics, Medical equipment [GHTF A/B/C] except for implant equipment,		1.6 ±0.1mm	0.8 ±0.1mm	0.8 ±0.1mm	X7R(EIA)	25Vdc	3300pF	±10%	Please use alternative.
GRM188R71E332MA01# <small>To be discontinued</small>	125°C max. Reflow OK Flow OK	Automotive Consumer equipment, Industrial Equipment, Mobile Electronics, Medical equipment [GHTF A/B/C] except for implant equipment,		1.6 ±0.1mm	0.8 ±0.1mm	0.8 ±0.1mm	X7R(EIA)	25Vdc	3300pF	±20%	Please use alternative.
GRM188R71E333JA01# <small>To be discontinued</small>	125°C max. Reflow OK Flow OK	Automotive Consumer equipment, Industrial Equipment, Mobile Electronics, Medical equipment [GHTF A/B/C] except for implant equipment,		1.6 ±0.1mm	0.8 ±0.1mm	0.8 ±0.1mm	X7R(EIA)	25Vdc	33000pF	±5%	
GRM188R71E333KA01# <small>To be discontinued</small>	125°C max. Reflow OK Flow OK	Automotive Consumer equipment, Industrial Equipment, Mobile Electronics, Medical equipment [GHTF A/B/C] except for implant equipment, Automotive		1.6 ±0.1mm	0.8 ±0.1mm	0.8 ±0.1mm	X7R(EIA)	25Vdc	33000pF	±10%	

Attention

1. This catalog is downloaded from the website of Murata Manufacturing Co., Ltd. Therefore, it's specifications are subject to change or our products in it may be discontinued without advance notice. Please check with our sales representatives or product engineers before ordering.

2. This catalog has only typical specifications because there is no space for detailed specifications. Therefore, please review our product specifications or consult the approval sheet for product specifications before ordering.

Ceramic Capacitors(SMD)





Part Number	Characteristic	Specific Applications	Appearance	Length	Width	Thickness	Temperature characteristics	Rated Voltage	Capacitance	Tolerance of capacitance	Notes
GRM188R71E333MA01# <small>To be discontinued</small>	125°C max. Reflow OK Flow OK	Consumer equipment, Industrial Equipment, Mobile Electronics, Medical equipment [GHTF A/B/C] except for implant equipment,		1.6 ±0.1mm	0.8 ±0.1mm	0.8 ±0.1mm	X7R(EIA)	25Vdc	33000pF	±20%	
GRM188R71E362JA01# <small>To be discontinued</small>	125°C max. Reflow OK Flow OK	Automotive Consumer equipment, Industrial Equipment, Mobile Electronics, Medical equipment [GHTF A/B/C] except for implant equipment,		1.6 ±0.1mm	0.8 ±0.1mm	0.8 ±0.1mm	X7R(EIA)	25Vdc	3600pF	±5%	
GRM188R71E362KA01# <small>To be discontinued</small>	125°C max. Reflow OK Flow OK	Automotive Consumer equipment, Industrial Equipment, Mobile Electronics, Medical equipment [GHTF A/B/C] except for implant equipment,		1.6 ±0.1mm	0.8 ±0.1mm	0.8 ±0.1mm	X7R(EIA)	25Vdc	3600pF	±10%	
GRM188R71E362MA01# <small>To be discontinued</small>	125°C max. Reflow OK Flow OK	Automotive Consumer equipment, Industrial Equipment, Mobile Electronics, Medical equipment [GHTF A/B/C] except for implant equipment, Automotive		1.6 ±0.1mm	0.8 ±0.1mm	0.8 ±0.1mm	X7R(EIA)	25Vdc	3600pF	±20%	

Attention

1. This catalog is downloaded from the website of Murata Manufacturing Co., Ltd. Therefore, it's specifications are subject to change or our products in it may be discontinued without advance notice. Please check with our sales representatives or product engineers before ordering.

2. This catalog has only typical specifications because there is no space for detailed specifications. Therefore, please review our product specifications or consult the approval sheet for product specifications before ordering.

Ceramic Capacitors(SMD)





Part Number	Characteristic	Specific Applications	Appearance	Length	Width	Thickness	Temperature characteristics	Rated Voltage	Capacitance	Tolerance of capacitance	Notes
GRM188R71E392JA01# <small>To be discontinued</small>	125°C max. Reflow OK Flow OK	Consumer equipment, Industrial Equipment, Mobile Electronics, Medical equipment [GHTF A/B/C] except for implant equipment,		1.6 ±0.1mm	0.8 ±0.1mm	0.8 ±0.1mm	X7R(EIA)	25Vdc	3900pF	±5%	
GRM188R71E392KA01# <small>To be discontinued</small>	125°C max. Reflow OK Flow OK	Automotive Consumer equipment, Industrial Equipment, Mobile Electronics, Medical equipment [GHTF A/B/C] except for implant equipment,		1.6 ±0.1mm	0.8 ±0.1mm	0.8 ±0.1mm	X7R(EIA)	25Vdc	3900pF	±10%	
GRM188R71E392MA01# <small>To be discontinued</small>	125°C max. Reflow OK Flow OK	Automotive Consumer equipment, Industrial Equipment, Mobile Electronics, Medical equipment [GHTF A/B/C] except for implant equipment,		1.6 ±0.1mm	0.8 ±0.1mm	0.8 ±0.1mm	X7R(EIA)	25Vdc	3900pF	±20%	
GRM188R71E393JA01# <small>To be discontinued</small>	125°C max. Reflow OK Flow OK	Automotive Consumer equipment, Industrial Equipment, Mobile Electronics, Medical equipment [GHTF A/B/C] except for implant equipment, Automotive		1.6 ±0.1mm	0.8 ±0.1mm	0.8 ±0.1mm	X7R(EIA)	25Vdc	39000pF	±5%	

Attention

1. This catalog is downloaded from the website of Murata Manufacturing Co., Ltd. Therefore, it's specifications are subject to change or our products in it may be discontinued without advance notice. Please check with our sales representatives or product engineers before ordering.

2. This catalog has only typical specifications because there is no space for detailed specifications. Therefore, please review our product specifications or consult the approval sheet for product specifications before ordering.

Ceramic Capacitors(SMD)





Part Number	Characteristic	Specific Applications	Appearance	Length	Width	Thickness	Temperature characteristics	Rated Voltage	Capacitance	Tolerance of capacitance	Notes
GRM188R71E393KA01# <small>To be discontinued</small>	125°C max. Reflow OK Flow OK	Consumer equipment, Industrial Equipment, Mobile Electronics, Medical equipment [GHTF A/B/C] except for implant equipment,		1.6 ±0.1mm	0.8 ±0.1mm	0.8 ±0.1mm	X7R(EIA)	25Vdc	39000pF	±10%	
GRM188R71E393MA01# <small>To be discontinued</small>	125°C max. Reflow OK Flow OK	Automotive Consumer equipment, Industrial Equipment, Mobile Electronics, Medical equipment [GHTF A/B/C] except for implant equipment,		1.6 ±0.1mm	0.8 ±0.1mm	0.8 ±0.1mm	X7R(EIA)	25Vdc	39000pF	±20%	
GRM188R71E432JA01# <small>To be discontinued</small>	125°C max. Reflow OK Flow OK	Automotive Consumer equipment, Industrial Equipment, Mobile Electronics, Medical equipment [GHTF A/B/C] except for implant equipment,		1.6 ±0.1mm	0.8 ±0.1mm	0.8 ±0.1mm	X7R(EIA)	25Vdc	4300pF	±5%	
GRM188R71E432KA01# <small>To be discontinued</small>	125°C max. Reflow OK Flow OK	Automotive Consumer equipment, Industrial Equipment, Mobile Electronics, Medical equipment [GHTF A/B/C] except for implant equipment, Automotive		1.6 ±0.1mm	0.8 ±0.1mm	0.8 ±0.1mm	X7R(EIA)	25Vdc	4300pF	±10%	

Attention

1. This catalog is downloaded from the website of Murata Manufacturing Co., Ltd. Therefore, it's specifications are subject to change or our products in it may be discontinued without advance notice. Please check with our sales representatives or product engineers before ordering.

2. This catalog has only typical specifications because there is no space for detailed specifications. Therefore, please review our product specifications or consult the approval sheet for product specifications before ordering.

Ceramic Capacitors(SMD)

Part Number	Characteristic	Specific Applications	Appearance	Length	Width	Thickness	Temperature characteristics	Rated Voltage	Capacitance	Tolerance of capacitance	Notes
GRM188R71E432MA01# <small>To be discontinued</small>	125°C max. Reflow OK Flow OK	Consumer equipment, Industrial Equipment, Mobile Electronics, Medical equipment [GHTF A/B/C] except for implant equipment,		1.6 ±0.1mm	0.8 ±0.1mm	0.8 ±0.1mm	X7R(EIA)	25Vdc	4300pF	±20%	
GRM188R71E472JA01# <small>To be discontinued</small>	125°C max. Reflow OK Flow OK	Automotive Consumer equipment, Industrial Equipment, Mobile Electronics, Medical equipment [GHTF A/B/C] except for implant equipment,		1.6 ±0.1mm	0.8 ±0.1mm	0.8 ±0.1mm	X7R(EIA)	25Vdc	4700pF	±5%	
GRM188R71E472KA01# <small>To be discontinued</small>	125°C max. Reflow OK Flow OK	Automotive Consumer equipment, Industrial Equipment, Mobile Electronics, Medical equipment [GHTF A/B/C] except for implant equipment,		1.6 ±0.1mm	0.8 ±0.1mm	0.8 ±0.1mm	X7R(EIA)	25Vdc	4700pF	±10%	
GRM188R71E472MA01# <small>To be discontinued</small>	125°C max. Reflow OK Flow OK	Automotive Consumer equipment, Industrial Equipment, Mobile Electronics, Medical equipment [GHTF A/B/C] except for implant equipment,		1.6 ±0.1mm	0.8 ±0.1mm	0.8 ±0.1mm	X7R(EIA)	25Vdc	4700pF	±20%	

Automotive

Attention

1. This catalog is downloaded from the website of Murata Manufacturing Co., Ltd. Therefore, it's specifications are subject to change or our products in it may be discontinued without advance notice. Please check with our sales representatives or product engineers before ordering.

2. This catalog has only typical specifications because there is no space for detailed specifications. Therefore, please review our product specifications or consult the approval sheet for product specifications before ordering.

Ceramic Capacitors(SMD)

Part Number	Characteristic	Specific Applications	Appearance	Length	Width	Thickness	Temperature characteristics	Rated Voltage	Capacitance	Tolerance of capacitance	Notes
GRM188R71E473JA01# <small>is To be discontinued</small>	<div>125°C max.</div> <div>Reflow OK</div> <div>Flow OK</div>	Consumer equipment, Industrial Equipment, Mobile Electronics, Medical equipment [GHTF A/B/C] except for implant equipment, Automotive		1.6 ±0.1mm	0.8 ±0.1mm	0.8 ±0.1mm	X7R(EIA)	25Vdc	47000pF	±5%	

Attention

1. This catalog is downloaded from the website of Murata Manufacturing Co., Ltd. Therefore, it's specifications are subject to change or our products in it may be discontinued without advance notice. Please check with our sales representatives or product engineers before ordering.

2. This catalog has only typical specifications because there is no space for detailed specifications. Therefore, please review our product specifications or consult the approval sheet for product specifications before ordering.