

# 1264EY-4R7M#

“#” at the end indicates the package specification code.



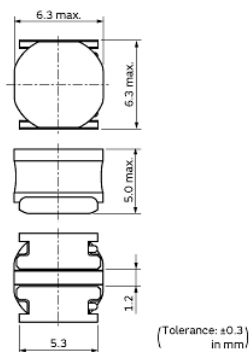

## < List of part numbers with package codes >

1264EY-4R7M=P3

## Applications

Unsuitable Applications	Please be sure to read and comply with these "Precautions for use."
Specific Applications	<p>Consumer equipment, Medical equipment [GHTF A/B/C] except for implant &amp; surgery &amp; auto injector, Industrial equipment except for transportation &amp; facility &amp; energy equipment</p> <p>Please refer to Our Website and specifications, etc. for information about the performance, functions, quality, management, and safety required for the above applications, and use Products after confirming the performance and reliability of the actual Product.</p>
Recommended Applications	Consumer equipment

## Appearance & Shape



## Notices

Rated current ( $I_{sat}$ ) is specified when the decrease of the initial inductance value at 30%. Rated current ( $I_{temp}$ ) is specified when temperature of the inductor is raised 40°C by DC current.

## References

Packaging	Specifications	Standard Packing Quantity
=P3	330Embossed Tape	1500

Mass (typ.)	
1 piece	0.615g

### Attention

1.This datasheet is downloaded from the website of Murata Manufacturing Co., Ltd. Therefore, it's specifications are subject to change or our products in it may be discontinued without advance notice. Please check with our sales representatives or product engineers before ordering.

2.This datasheet has only typical specifications because there is no space for detailed specifications.

Therefore, please review our product specifications or consult the approval sheet for product specifications before ordering.

# 1264EY-4R7M#

“#” at the end indicates the package specification code.



## Specifications

L size	6.0±0.3mm
W size	6.0±0.3mm
T size	5.0mm
Size code inch (mm)	2424 (6060)
Inductance	4.7μH±20%
Inductance Test Frequency	0.1MHz
Rated current (Isat) (Based on Inductance change)	5.4A(Max.) / 6.8A(Typ.)
Rated current (Itemp) (Based on Temperature rise)	3.7A(Max.) / 4.5A(Typ.)
Max. of DC resistance	0.0348Ω
DC resistance	0.029Ω±20%
Operating Temperature Range (Self-temperature rise is included)	-40°C to 85°C
Class of magnetic shield	Shielded (Magnetic Resin)
Brand	Murata
Series	DG6050C

### Attention

1.This datasheet is downloaded from the website of Murata Manufacturing Co., Ltd. Therefore, it's specifications are subject to change or our products in it may be discontinued without advance notice. Please check with our sales representatives or product engineers before ordering.

2.This datasheet has only typical specifications because there is no space for detailed specifications.

Therefore, please review our product specifications or consult the approval sheet for product specifications before ordering.

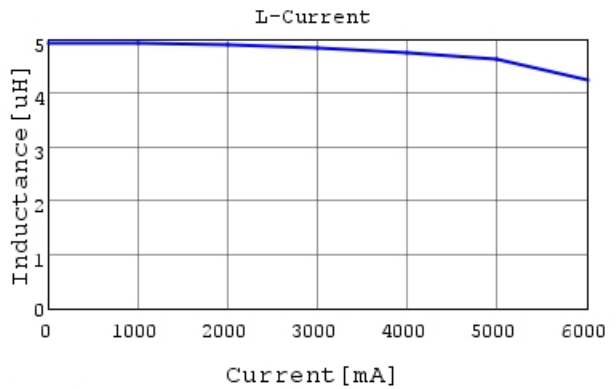
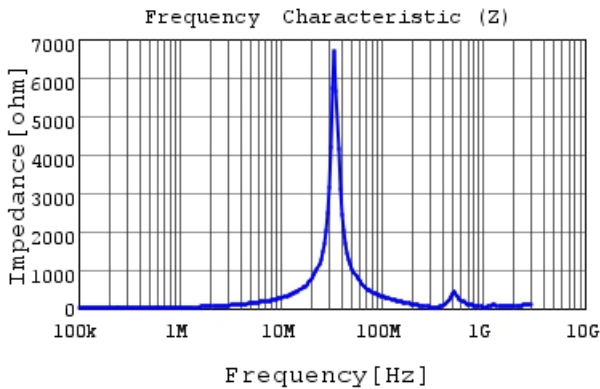
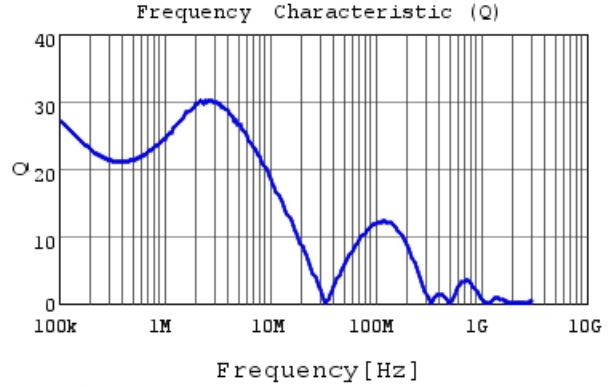
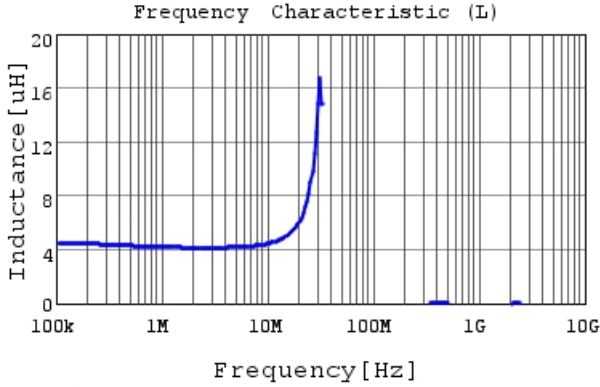
# 1264EY-4R7M#

“#” at the end indicates the package specification code.



## Characteristic Data

The charts below may show another part number which shares its characteristics.



### Attention

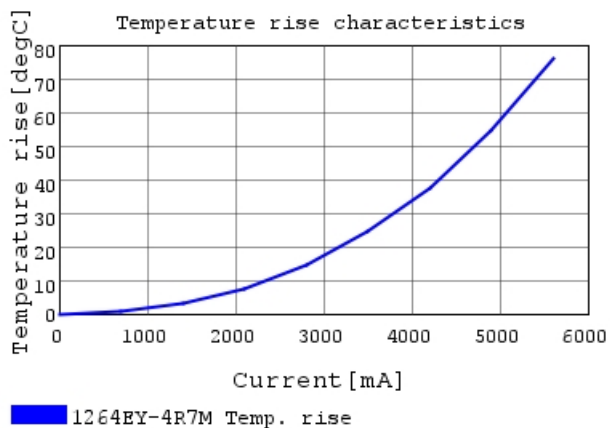
1.This datasheet is downloaded from the website of Murata Manufacturing Co., Ltd. Therefore, it's specifications are subject to change or our products in it may be discontinued without advance notice. Please check with our sales representatives or product engineers before ordering.

2.This datasheet has only typical specifications because there is no space for detailed specifications.

Therefore, please review our product specifications or consult the approval sheet for product specifications before ordering.

# 1264EY-4R7M#

“#” at the end indicates the package specification code.



## Attention

1.This datasheet is downloaded from the website of Murata Manufacturing Co., Ltd. Therefore, it's specifications are subject to change or our products in it may be discontinued without advance notice. Please check with our sales representatives or product engineers before ordering.

2.This datasheet has only typical specifications because there is no space for detailed specifications.

Therefore, please review our product specifications or consult the approval sheet for product specifications before ordering.