

LQH2HPN3R3MJR#

“#” at the end indicates the package specification code.

Size Code 2520 (1008) in mm (in inch), 1.2mm max. Thickness. Low DC resistance design



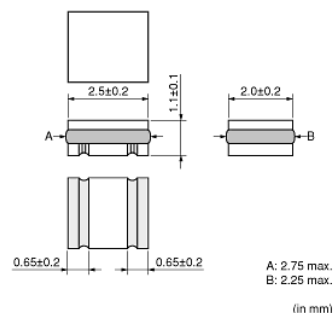

< List of part numbers with package codes >

LQH2HPN3R3MJRL

Applications

Unsuitable Applications	Please be sure to read and comply with these "Precautions for use."
Specific Applications	<p>Consumer equipment, Medical equipment [GHTF A/B/C] except for implant & surgery & auto injector, Industrial equipment except for transportation & facility & energy equipment</p> <p>Please refer to Our Website and specifications, etc. for information about the performance, functions, quality, management, and safety required for the above applications, and use Products after confirming the performance and reliability of the actual Product.</p>
Recommended Applications	Consumer equipment

Appearance & Shape



Notices

When rated current is applied to the products, inductance will be within $\pm 30\%$ of initial inductance value range. Keep the temperature (ambient temperature plus self-generation of heat) under 125°C. When rated current is applied to the products, the self-temperature rise shall be limited to 40°C max. (ambient temperature 85°C). When rated current is applied to the products, the self-temperature rise shall be limited to 20°C max. (ambient temperature 85 °C to 105°C).

Attention

1. This datasheet is downloaded from the website of Murata Manufacturing Co., Ltd. Therefore, its specifications are subject to change or our products in it may be discontinued without advance notice. Please check with our sales representatives or product engineers before ordering.

2. This datasheet has only typical specifications because there is no space for detailed specifications.

Therefore, please review our product specifications or consult the approval sheet for product specifications before ordering.

LQH2HPN3R3MJR#

“#” at the end indicates the package specification code.



References

Packaging	Specifications	Standard Packing Quantity
L	180Embossed Tape	2000

Mass (typ.)	
1 piece	0.023g

Attention

1.This datasheet is downloaded from the website of Murata Manufacturing Co., Ltd. Therefore, it's specifications are subject to change or our products in it may be discontinued without advance notice. Please check with our sales representatives or product engineers before ordering.

2.This datasheet has only typical specifications because there is no space for detailed specifications.

Therefore, please review our product specifications or consult the approval sheet for product specifications before ordering.

LQH2HPN3R3MJR#

“#”at the end indicates the package specification code.



Specifications

L size	2.5±0.2mm
W size	2.0±0.2mm
T size	1.1±0.1mm
Size code inch (mm)	1008 (2520)
Inductance	3.3μH±20%
Inductance Test Frequency	1MHz
Rated current (Isat) (Based on Inductance change)	1450mA
Rated current (Itemp) (Based on Temperature rise)	1420mA(Ambient temp.85°C) 850mA(Ambient temp.105°C)
Max. of DC resistance	0.156Ω
DC resistance	0.13Ω±20%
Operating Temperature Range (Self-temperature rise is included)	-40°C to 125°C
Operating Temperature Range(Self-temperature rise is not included)	-40°C to 105°C
Class of magnetic shield	Shielded (Magnetic Resin)
Self resonance frequency (min.)	45MHz
Brand	Murata
Series	LQH2HPN_JR

Attention

1.This datasheet is downloaded from the website of Murata Manufacturing Co., Ltd. Therefore, it's specifications are subject to change or our products in it may be discontinued without advance notice. Please check with our sales representatives or product engineers before ordering.

2.This datasheet has only typical specifications because there is no space for detailed specifications.

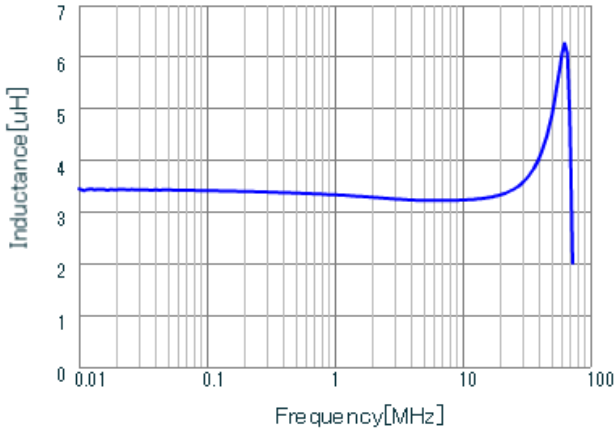
Therefore, please review our product specifications or consult the approval sheet for product specifications before ordering.

LQH2HPN3R3MJR#

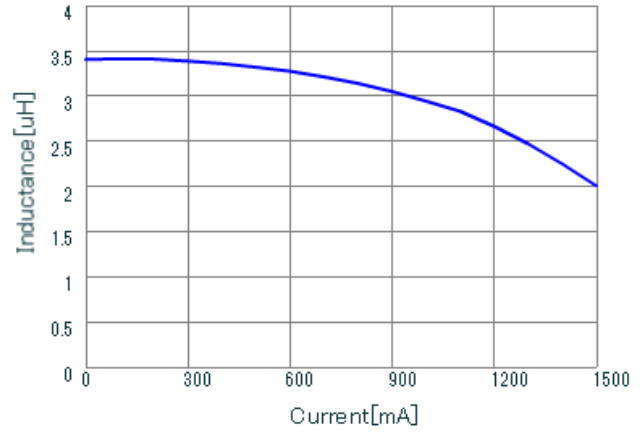
“#” at the end indicates the package specification code.



Characteristic Data



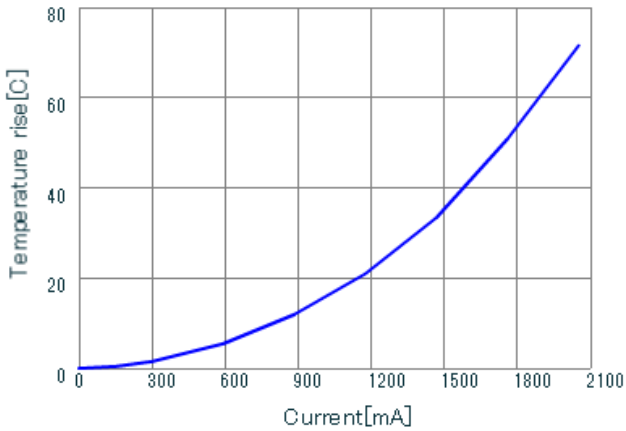
LQH2HPN3R3MJR L



LQH2HPN3R3MJR DC-Bias, 20

Inductance - Frequency Characteristics

Impedance - Current Characteristics



LQH2HPN3R3MJR DT_Current

Temperature Increase Characteristic

Attention

- 1.This datasheet is downloaded from the website of Murata Manufacturing Co., Ltd. Therefore, it's specifications are subject to change or our products in it may be discontinued without advance notice. Please check with our sales representatives or product engineers before ordering.
- 2.This datasheet has only typical specifications because there is no space for detailed specifications.
Therefore, please review our product specifications or consult the approval sheet for product specifications before ordering.