

LQM21FN4R7M80#

“#” at the end indicates the package specification code.

Large Current, Low DC Resistance Type

In Production

RoHS

REACH

125 °C max.

Multi-layer

Reflow OK

Flow OK


< List of part numbers with package codes >

LQM21FN4R7M80B LQM21FN4R7M80K LQM21FN4R7M80L

Applications

Unsuitable Applications	Please be sure to read and comply with these "Precautions for use."
Specific Applications	<p>Consumer equipment, Medical equipment [GHTF A/B/C] except for implant & surgery & auto injector, Industrial equipment except for transportation & facility & energy equipment</p> <p>Please refer to Our Website and specifications, etc. for information about the performance, functions, quality, management, and safety required for the above applications, and use Products after confirming the performance and reliability of the actual Product.</p>
Recommended Applications	Consumer equipment

Appearance & Shape



Attention

- 1.This datasheet is downloaded from the website of Murata Manufacturing Co., Ltd. Therefore, it's specifications are subject to change or our products in it may be discontinued without advance notice. Please check with our sales representatives or product engineers before ordering.
- 2.This datasheet has only typical specifications because there is no space for detailed specifications.
Therefore, please review our product specifications or consult the approval sheet for product specifications before ordering.

LQM21FN4R7M80#

“#” at the end indicates the package specification code.



References

Packaging	Specifications	Standard Packing Quantity
B	Bulk(Bag)	1000
K	330Embossed Tape	10000
L	180Embossed Tape	3000

Mass (typ.)	
1 piece	0.016g

Attention

1.This datasheet is downloaded from the website of Murata Manufacturing Co., Ltd. Therefore, it's specifications are subject to change or our products in it may be discontinued without advance notice. Please check with our sales representatives or product engineers before ordering.

2.This datasheet has only typical specifications because there is no space for detailed specifications.

Therefore, please review our product specifications or consult the approval sheet for product specifications before ordering.

LQM21FN4R7M80#

“#” at the end indicates the package specification code.



Specifications

L size	2.0±0.2mm
W size	1.25±0.2mm
T size	1.25±0.2mm
Size code inch (mm)	0805 (2012)
Inductance	4.7μH±20%
Inductance Test Frequency	1MHz
Rated current (Isat) (Based on Inductance change)	120mA
Rated current (Itemp) (Based on Temperature rise)	120mA
Max. of DC resistance	0.234Ω
DC resistance	0.18Ω±30%
Operating Temperature Range(Self-temperature rise is not included)	-55°C to 125°C
Class of magnetic shield	Shielded (Ferrite Core)
Self resonance frequency (min.)	25MHz
Brand	Murata
Series	LQM21FN_80

Attention

1.This datasheet is downloaded from the website of Murata Manufacturing Co., Ltd. Therefore, it's specifications are subject to change or our products in it may be discontinued without advance notice. Please check with our sales representatives or product engineers before ordering.

2.This datasheet has only typical specifications because there is no space for detailed specifications.

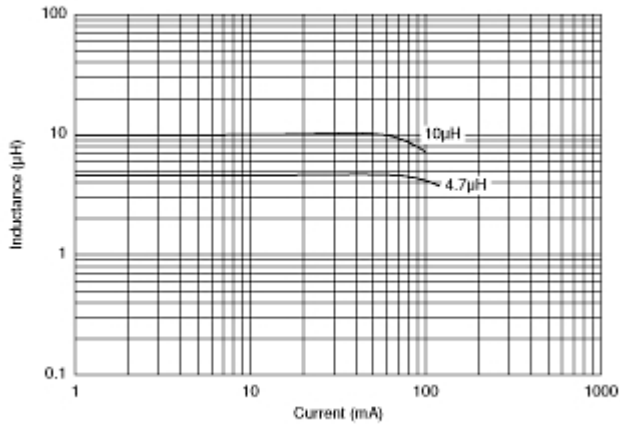
Therefore, please review our product specifications or consult the approval sheet for product specifications before ordering.

LQM21FN4R7M80#

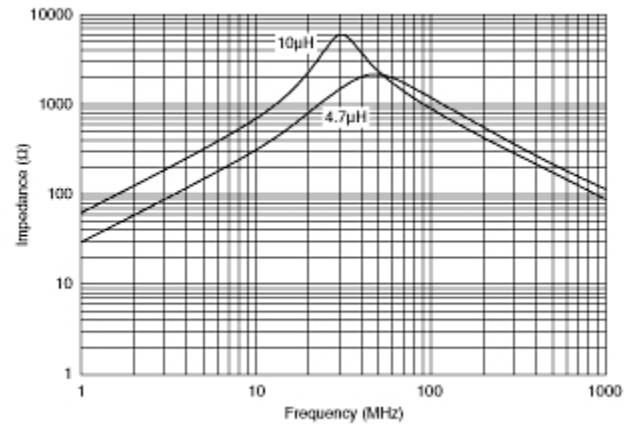
“#” at the end indicates the package specification code.



Characteristic Data



Impedance - Current Characteristics



Impedance - Frequency Characteristics

Attention

1. This datasheet is downloaded from the website of Murata Manufacturing Co., Ltd. Therefore, its specifications are subject to change or our products in it may be discontinued without advance notice. Please check with our sales representatives or product engineers before ordering.

2. This datasheet has only typical specifications because there is no space for detailed specifications.

Therefore, please review our product specifications or consult the approval sheet for product specifications before ordering.