

LQM21PN2R2NGCD

“#” at the end indicates the package specification code.

Bias Current Characteristics Improved



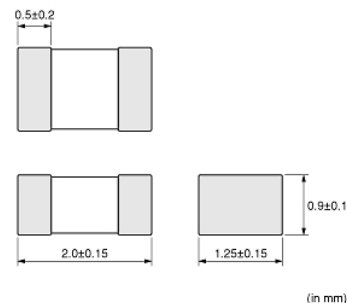
< List of part numbers with package codes >

LQM21PN2R2NGCB LQM21PN2R2NGCD

Applications

| | |
|--------------------------|--|
| Unsuitable Applications | Please be sure to read and comply with these "Precautions for use." |
| Specific Applications | <p>Consumer equipment, Medical equipment [GHTF A/B/C] except for implant & surgery & auto injector, Industrial equipment except for transportation & facility & energy equipment</p> <p>Please refer to Our Website and specifications, etc. for information about the performance, functions, quality, management, and safety required for the above applications, and use Products after confirming the performance and reliability of the actual Product.</p> |
| Recommended Applications | Consumer equipment |

Appearance & Shape



Notices

Please consider 'Notice (Rating)'. When rated current is applied to the products, the temperature rise caused by self-generated heat shall be limited to 40°C max.

Attention

1. This datasheet is downloaded from the website of Murata Manufacturing Co., Ltd. Therefore, it's specifications are subject to change or our products in it may be discontinued without advance notice. Please check with our sales representatives or product engineers before ordering.

2. This datasheet has only typical specifications because there is no space for detailed specifications.

Therefore, please review our product specifications or consult the approval sheet for product specifications before ordering.

LQM21PN2R2NGCD

“#” at the end indicates the package specification code.



References

| Packaging | Specifications | Standard Packing Quantity |
|-----------|------------------|---------------------------|
| B | Bulk(Bag) | 1000 |
| D | 180mm Paper Tape | 4000 |

| Mass (typ.) | |
|-------------|--------|
| 1 piece | 0.012g |

Attention

- 1.This datasheet is downloaded from the website of Murata Manufacturing Co., Ltd. Therefore, it's specifications are subject to change or our products in it may be discontinued without advance notice. Please check with our sales representatives or product engineers before ordering.
- 2.This datasheet has only typical specifications because there is no space for detailed specifications.
Therefore, please review our product specifications or consult the approval sheet for product specifications before ordering.

LQM21PN2R2NGCD

“#”at the end indicates the package specification code.



Specifications

| | |
|--|---|
| L size | 2.0±0.15mm |
| W size | 1.25±0.15mm |
| T size | 0.9±0.1mm |
| Size code inch (mm) | 0805 (2012) |
| Inductance | 2.2μH±30% |
| Inductance Test Frequency | 1MHz |
| Rated current (Itemp) (Based on Temperature rise) | 0.8A(Ambient temp.85°C)0.6A (Ambient temp.125°C) |
| Max. of DC resistance | 0.288Ω |
| DC resistance | 0.23Ω±25% |
| Class of magnetic shield | Shielded (Ferrite Core) |
| Self resonance frequency (min.) | 40MHz |
| Brand | Murata |
| Operating Temperature Range | -55°C to 125°C |
| Series | LQM21PN_GC |

Attention

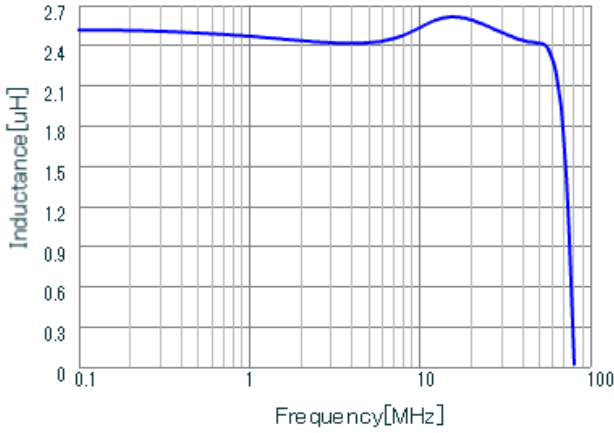
- 1.This datasheet is downloaded from the website of Murata Manufacturing Co., Ltd. Therefore, it's specifications are subject to change or our products in it may be discontinued without advance notice. Please check with our sales representatives or product engineers before ordering.
- 2.This datasheet has only typical specifications because there is no space for detailed specifications.
Therefore, please review our product specifications or consult the approval sheet for product specifications before ordering.

LQM21PN2R2NGCD

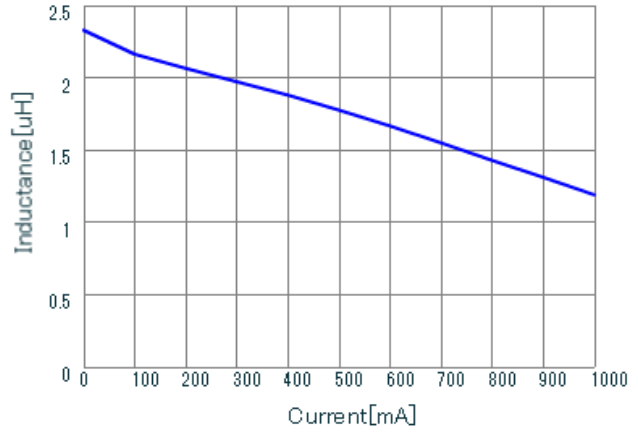
“#” at the end indicates the package specification code.



Characteristic Data

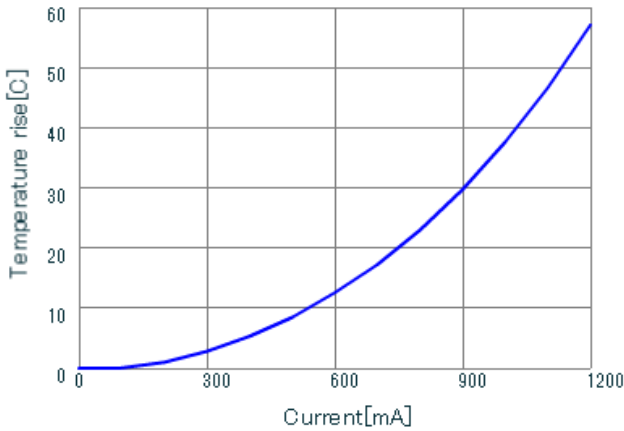


LQM21PN2R2NGC L



LQM21PN2R2NGC DC-Bias, 20

Inductance - Frequency Characteristics



LQM21PN2R2NGC DT_Current

Impedance - Current Characteristics

Temperature Increase Characteristic

Attention

- 1.This datasheet is downloaded from the website of Murata Manufacturing Co., Ltd. Therefore, it's specifications are subject to change or our products in it may be discontinued without advance notice. Please check with our sales representatives or product engineers before ordering.
- 2.This datasheet has only typical specifications because there is no space for detailed specifications.
Therefore, please review our product specifications or consult the approval sheet for product specifications before ordering.

LQM21PN2R2NGCD

“#” at the end indicates the package specification code.

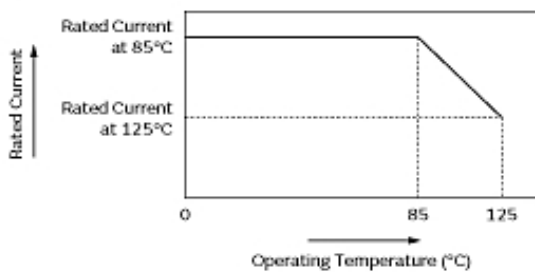


Notice For General

In operating temperatures exceeding +85°C, derating of current is necessary for this series.

Please apply the derating curve shown in the chart according to the operating temperature.

Derating of Rated Current



Attention

1.This datasheet is downloaded from the website of Murata Manufacturing Co., Ltd. Therefore, it's specifications are subject to change or our products in it may be discontinued without advance notice. Please check with our sales representatives or product engineers before ordering.

2.This datasheet has only typical specifications because there is no space for detailed specifications.

Therefore, please review our product specifications or consult the approval sheet for product specifications before ordering.