

DLW44SM242SK2#

“#” at the end indicates the package specification code.

In Production

RoHS

REACH

< List of part numbers with package codes >

DLW44SM242SK2B

DLW44SM242SK2K

DLW44SM242SK2L

Applications

Unsuitable Applications	Please be sure to read and comply with these "Precautions for use."
Specific Applications	Consumer equipment, Medical equipment [GHTF A/B/C] except for implant & surgery & auto injector, Industrial equipment except for transportation & facility & energy equipment Please refer to Our Website and specifications, etc. for information about the performance, functions, quality, management, and safety required for the above applications, and use Products after confirming the performance and reliability of the actual Product.
Recommended Applications	Consumer equipment

Packaging Information

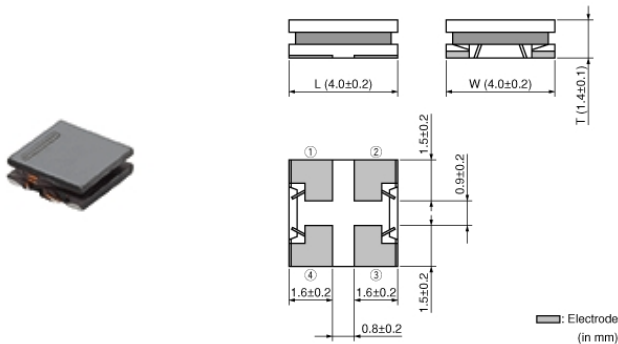
Packaging	Specifications	Standard Packing Quantity
B	Bulk(Bag)	100
K	330mm Embossed Tape	3500
L	180mm Embossed Tape	1000

Features

Features

1. Low profile(h=1.5mm max.)
2. Small size(4.0 x 4.0mm)
3. High rated current available(1.1A to 3.1A)
4. High common mode Impedance (max 2400ohm, at 100MHz)

Appearance & Shape



Application

Noise suppression for power line

1. Power line equipment
 - DC/DC converter
 - battery charger
2. Portable equipment
 - PDA(Personal Digital Assistance)
 - note PC
 - printer
 - DVC

Attention

1. This datasheet is downloaded from the website of Murata Manufacturing Co., Ltd. Therefore, its specifications are subject to change or our products in it may be discontinued without advance notice. Please check with our sales representatives or product engineers before ordering.
2. This datasheet has only typical specifications because there is no space for detailed specifications. Therefore, please review our product specifications or consult the approval sheet for product specifications before ordering.

DLW44SM242SK2#

“#” at the end indicates the package specification code.



Specifications

Shape	SMD
Size Code (in mm)	4040
Size Code (in inch)	1515
Length	4.0mm
Length Tolerance	±0.2mm
Width	4.0mm
Width Tolerance	±0.2mm
Thickness	1.4mm
Thickness Tolerance	±0.1mm
Common Mode Impedance (at 100MHz)	2400Ω
Common Mode Impedance (at 100MHz) Tolerance	(Typ.)
Common Mode Impedance (at 10MHz)	140Ω
Common Mode Impedance (at 10MHz) Tolerance	±40%
Rated Current	1.4A
Derating of Rated Current	Yes (Over 85°C) *For details, please check the derating diagram.
Rated Voltage	60Vdc
Withstanding Voltage	150Vdc
DC Resistance(max.)	0.105Ω
DC Resistance	0.075Ω±40%
Insulation Resistance(min.)	10MΩ
Operating Temperature Range	-40°C to 105°C
Mass(typ.)	0.086g

Number of Circuit	1
Operating Temperature Range(Self-temperature rise is included)	No
Brand	Murata

Attention

1.This datasheet is downloaded from the website of Murata Manufacturing Co., Ltd. Therefore, it's specifications are subject to change or our products in it may be discontinued without advance notice. Please check with our sales representatives or product engineers before ordering.

2.This datasheet has only typical specifications because there is no space for detailed specifications.

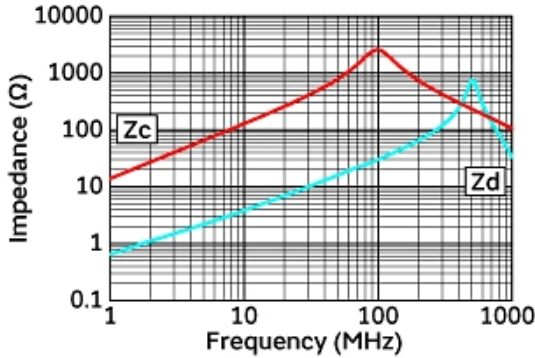
Therefore, please review our product specifications or consult the approval sheet for product specifications before ordering.

DLW44SM242SK2#


Note: If you have not downloaded this document from our official website, please note that the information provided may not be the most current.
Please download the latest datasheet of DLW44SM242SK2# from the official website of Murata
<http://www.murata.com/en/products/productdetail?partno=DLW44SM242SK2%23>

“#” at the end indicates the package specification code.

Product Data



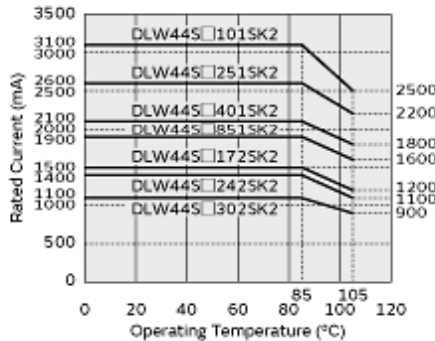
Impedance-Frequency Characteristics



Impedance-Frequency Characteristics
(Main Items)

In operating temperature exceeding +85°C, derating of current is necessary for DLW44S series. Please apply the derating curve shown in chart according to the operating temperature.

Derating of Rated Current



Derating of Rated Current

Equivalent Circuit (Note 1)



Note1: The Port/Pin No. of the Simulation Model provided by our company is as follows.



S-parameter: Port □
SPICE model: Pin □ (Pin5* connect to GND)

Equivalent Circuit

Attention

- 1.This datasheet is downloaded from the website of Murata Manufacturing Co., Ltd. Therefore, it's specifications are subject to change or our products in it may be discontinued without advance notice. Please check with our sales representatives or product engineers before ordering.
- 2.This datasheet has only typical specifications because there is no space for detailed specifications.
Therefore, please review our product specifications or consult the approval sheet for product specifications before ordering.