

CFULA450KD1Y-B0

Discontinued

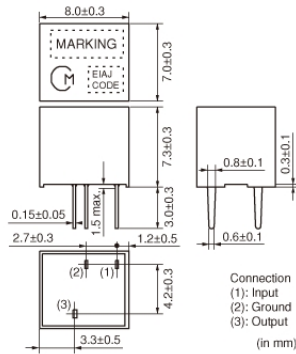
RoHS

REACH

Applications

Unsuitable Applications	Please be sure to read and comply with these "Precautions for use."
Specific Applications	Consumer equipment Please refer to Our Website and specifications, etc. for information about the performance, functions, quality, management, and safety required for the above applications, and use Products after confirming the performance and reliability of the actual Product.

Appearance & Shape



Packaging Information

Packaging	Specifications	Standard Packing Quantity
-B0	Bulk	200

Features

CFULA series for AM use is one of the most suitable intermediate filters, having such distinctive features as high selectivity, high stability, high attenuation, and adjustment-free operation. Additionally, its easy matching with IC helps create an easy circuit design. Especially, CFULA_Y series improves the frequency fidelity in the high sound area of an AM stereo with its wide band and flat characteristics of group delay time.

Attention

1. This datasheet is downloaded from the website of Murata Manufacturing Co., Ltd. Therefore, its specifications are subject to change or our products in it may be discontinued without advance notice. Please check with our sales representatives or product engineers before ordering.

2. This datasheet has only typical specifications because there is no space for detailed specifications.

Therefore, please review our product specifications or consult the approval sheet for product specifications before ordering.

CFULA450KD1Y-B0



Specifications

Operating Temperature Range	-20°C to 80°C
Shape	Lead
Elements	4
Center Frequency	450.0kHz
Center Frequency Tolerance	±1kHz
Nominal Center Value	No
6dB Bandwidth	$f_n \pm 10.0\text{kHzmin.}$
GDT Bandwidth	7
Selectivity(+)	40dB[$f_n + 25\text{kHz}$]
Selectivity(-)	40dB[$f_n - 25\text{kHz}$]
Stop Band Attenuation	23dBmin.[within $f_n \pm 100\text{kHz}$]
Insertion Loss	7.0dBmax.(at minimum loss point)
Ripple	1.0dBmax.[within $f_n \pm 7\text{kHz}$]
GDT Deviation	20μsec.
Input/Output Impedance	1500Ω
Mass	1018mg

Attention

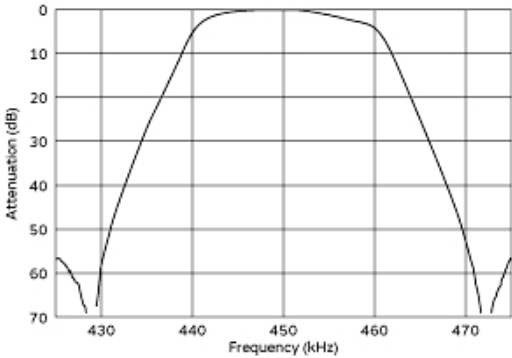
1.This datasheet is downloaded from the website of Murata Manufacturing Co., Ltd. Therefore, it's specifications are subject to change or our products in it may be discontinued without advance notice. Please check with our sales representatives or product engineers before ordering.

2.This datasheet has only typical specifications because there is no space for detailed specifications.

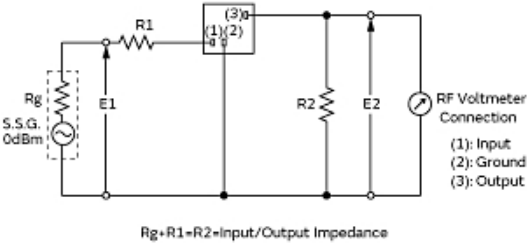
Therefore, please review our product specifications or consult the approval sheet for product specifications before ordering.

CFULA450KD1Y-B0

Product Data



Frequency Characteristics (filter Only)



Measurement Circuit

Item	Type	SFPLA/CFULA/CFWLA		
		7x7mm IFT		
Winding Specification		(1) — (2)	(2) — (3)	(4) — (5)
 (Bottom view)		60T	125T	28T
No load Q_u		40		
Tuning Capacitance		180pF		

• Matching of CERAFIL® SFPLA/CFULA/CFWLA series with IFT is decided by the Q_u of IFT and IFT secondary side impedance, $|Z_2|$. Set the Q_u at about 40 because a Q_u value which is too high (e.g., 90) may produce ripple in the waveform. It is recommended to match the impedance of $|Z_2|$ with that of the CERAFIL®.

Recommended Ift

Attention

- 1.This datasheet is downloaded from the website of Murata Manufacturing Co., Ltd. Therefore, it's specifications are subject to change or our products in it may be discontinued without advance notice. Please check with our sales representatives or product engineers before ordering.
- 2.This datasheet has only typical specifications because there is no space for detailed specifications.
Therefore, please review our product specifications or consult the approval sheet for product specifications before ordering.