

NFE61PT330B1H9L

“#” at the end indicates the package specification code.

In Production

RoHS

REACH

< List of part numbers with package codes >

NFE61PT330B1H9B

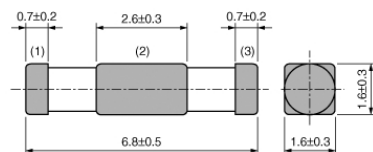
NFE61PT330B1H9K

NFE61PT330B1H9L

Applications

Unsuitable Applications	Please be sure to read and comply with these "Precautions for use."
Specific Applications	Consumer equipment, Medical equipment [GHTF A/B/C] except for implant & surgery & auto injector, Industrial equipment except for transportation & facility & energy equipment Please refer to Our Website and specifications, etc. for information about the performance, functions, quality, management, and safety required for the above applications, and use Products after confirming the performance and reliability of the actual Product.
Recommended Applications	Consumer equipment

Appearance & Shape



■: Electrode

(in mm)

Packaging Information

Packaging	Specifications	Standard Packing Quantity
B	Bulk(Bag)	500
K	330mm Embossed Tape	8000
L	180mm Embossed Tape	2500

Features

The chip "EMIFIL" NFE61PT is a T-type circuit EMI suppression filter.

Features

1. Its large rated current of 2A and low voltage drop due to small DC resistance are suitable for DC power line use.
2. The feedthrough capacitor realizes excellent high frequency characteristics.
3. The structure incorporates built-in ferrite beads which minimize resonance with surrounding circuits.
4. 33 to 4,700pF lineups can be used in signal lines.

Attention

1. This datasheet is downloaded from the website of Murata Manufacturing Co., Ltd. Therefore, its specifications are subject to change or our products in it may be discontinued without advance notice. Please check with our sales representatives or product engineers before ordering.

2. This datasheet has only typical specifications because there is no space for detailed specifications.

Therefore, please review our product specifications or consult the approval sheet for product specifications before ordering.

NFE61PT330B1H9L

“#” at the end indicates the package specification code.



Specifications

Shape	SMD
Size Code (in inch)	2706
Length	6.8mm
Length Tolerance	±0.5mm
Width	1.6mm
Width Tolerance	±0.3mm
Thickness	1.6mm
Thickness Tolerance	±0.3mm
Operating Temperature Range	-40°C to 85°C
Mass(typ.)	0.062g
Number of Circuit	1
Rated Current	2A
Rated Voltage	50Vdc
Withstanding Voltage	125Vdc
Insulation Resistance(min.)	1000MΩ
Capacitance	33pF
Capacitance Tolerance	±30%
Size Code (in mm)	6816

Attention

1.This datasheet is downloaded from the website of Murata Manufacturing Co., Ltd. Therefore, it's specifications are subject to change or our products in it may be discontinued without advance notice. Please check with our sales representatives or product engineers before ordering.

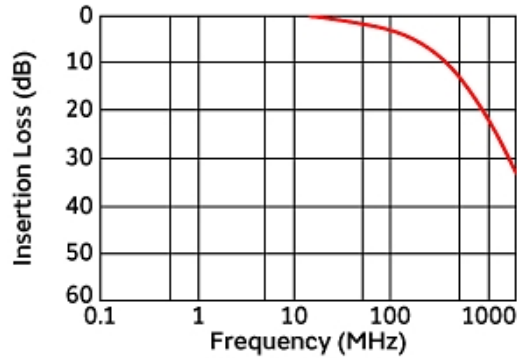
2.This datasheet has only typical specifications because there is no space for detailed specifications.

Therefore, please review our product specifications or consult the approval sheet for product specifications before ordering.

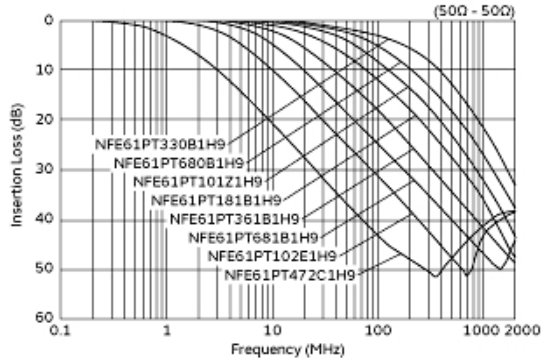
NFE61PT330B1H9L

“#” at the end indicates the package specification code.

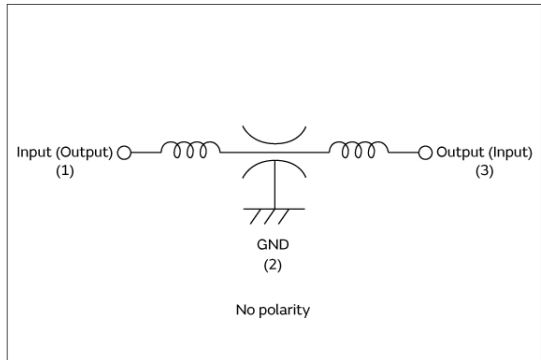
Product Data



Insertion Loss Characteristics



Insertion Loss Characteristics (Main Items)



Equivalent Circuit

Attention
1.This datasheet is downloaded from the website of Murata Manufacturing Co., Ltd. Therefore, it's specifications are subject to change or our products in it may be discontinued without advance notice. Please check with our sales representatives or product engineers before ordering.
2.This datasheet has only typical specifications because there is no space for detailed specifications.
Therefore, please review our product specifications or consult the approval sheet for product specifications before ordering.