

# SFECF10M7DF00S0-R0



## Applications

|                         |  |
|-------------------------|--|
| Unsuitable Applications | Please be sure to read and comply with these "Precautions for use."  |
| Specific Applications   | Consumer equipment<br>Please refer to Our Website and specifications, etc. for information about the performance, functions, quality, management, and safety required for the above applications, and use Products after confirming the performance and reliability of the actual Product. |

## Appearance & Shape



## Packaging Information

| Packaging | Specifications      | Standard Packing Quantity |
|-----------|---------------------|---------------------------|
| R0        | 180mm Embossed Tape | 2000                      |

## Features

SFECF10M7 series for FM receivers are small, high-performance and super thin (1.4mm max.) filters. The piezoelectric element is sandwiched by the ceramics substrate. They have 1.4mm max. thickness and a small mounting area (3.45x3.1mm). SFECF series and CDSCB series (MHz Discriminator) enable customers to make VICS/RKE/TPMS set very thin and small.

### Features

1. The filters are mountable by automatic placers.
2. They are slim, at only 1.4mm max. thickness, and have a small mounting area (3.45x3.1mm) enabling flexible PCB design.
3. Various bandwidths are available. Select a suitable type in accordance with the desired selectivity.
4. Operating Temperature Range: -40 to +85 (degrees C), Storage Temperature Range: -55 to +85 (degrees C)

### Attention

1. This datasheet is downloaded from the website of Murata Manufacturing Co., Ltd. Therefore, its specifications are subject to change or our products in it may be discontinued without advance notice. Please check with our sales representatives or product engineers before ordering.
2. This datasheet has only typical specifications because there is no space for detailed specifications. Therefore, please review our product specifications or consult the approval sheet for product specifications before ordering.

# SFECF10M7DF00S0-R0



## Specifications

|                             |  |
|-----------------------------|--|
| Operating Temperature Range | -40°C to 85°C                                |
| Shape                       | SMD  |
| Elements                    | 2  |
| Center Frequency            | 10.700MHz                                    |
| Nominal Center Value        | Yes  |
| 3dB Bandwidth               | $f_n \pm 145 \text{kHzmin.}$                 |
| Stop Bandwidth              | 990kHz                                       |
| Area of Stop Bandwidth      | [within 20dB]                                |
| Spurious Attenuation        | 20dB[within 9MHz to $f_n$ ]                  |
| Insertion Loss              | 6.0dBmax. [at $f_n$ ](at minimum loss point) |
| Ripple                      | 3.0dBmax.(at minimum loss point)             |
| Input/Output Impedance      | 330Ω   |
| Mass                        | 65mg   |

### Attention

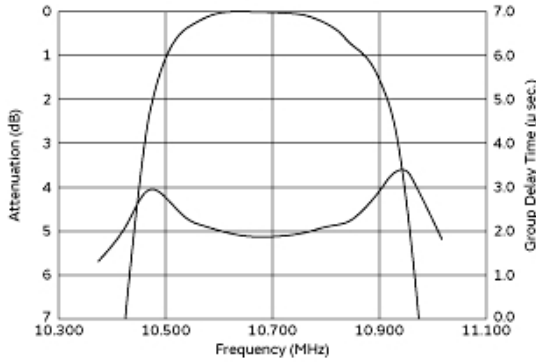
1.This datasheet is downloaded from the website of Murata Manufacturing Co., Ltd. Therefore, it's specifications are subject to change or our products in it may be discontinued without advance notice. Please check with our sales representatives or product engineers before ordering.

2.This datasheet has only typical specifications because there is no space for detailed specifications.

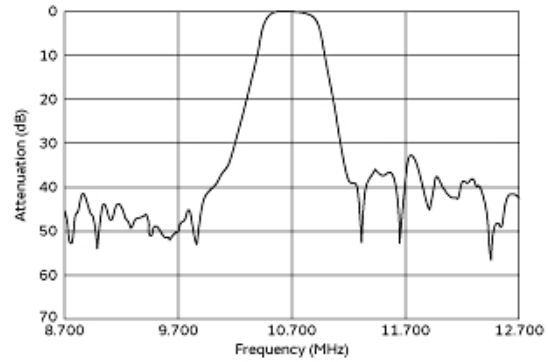
Therefore, please review our product specifications or consult the approval sheet for product specifications before ordering.

# SFECF10M7DF00S0-R0

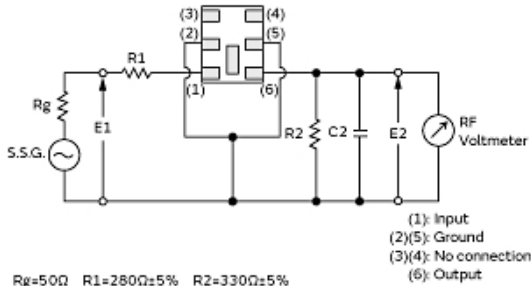
## Product Data



Frequency Characteristics



Spurious Response



$R_g=50\Omega$   $R1=280\Omega\pm5\%$   $R2=330\Omega\pm5\%$   
 $C2=10\pm2\text{pF}$  (Including stray capacitance and Input capacitance of RF voltmeter)  
 $E1$ : S.S.G. Output Voltage

Measurement Circuit

### Attention

- 1.This datasheet is downloaded from the website of Murata Manufacturing Co., Ltd. Therefore, it's specifications are subject to change or our products in it may be discontinued without advance notice. Please check with our sales representatives or product engineers before ordering.
- 2.This datasheet has only typical specifications because there is no space for detailed specifications. Therefore, please review our product specifications or consult the approval sheet for product specifications before ordering.