

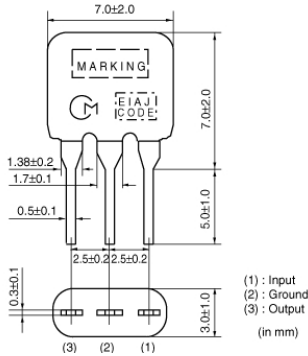
SFELF10M7HA00-B0



Applications

Unsuitable Applications	Please be sure to read and comply with these "Precautions for use."
Specific Applications	Consumer equipment Please refer to Our Website and specifications, etc. for information about the performance, functions, quality, management, and safety required for the above applications, and use Products after confirming the performance and reliability of the actual Product.

Appearance & Shape



Packaging Information

Packaging	Specifications	Standard Packing Quantity
B0	Bulk	500

Features

SFELF10M7 series for FM-receivers are monolithic type ceramic filters that use the thickness expander mode of the piezoelectric ceramic. As part of the environment protection program, the solder for terminal plating and terminal-element connection inside of the ceramic filter contain no lead (Pb).

- Features
1. These miniature filters have high mechanical strength.
 2. Low loss, favorable waveform symmetry, and high selectivity.
 3. Various bandwidths are available for applications in wide to narrow bands.
 4. Small dispersion and stable characteristics.
 5. Change in center frequency is typically within $\pm 30 \text{ ppm}/^\circ\text{C}$ at -20 to $+80^\circ\text{C}$.
 6. High reliability.

Attention

1. This datasheet is downloaded from the website of Murata Manufacturing Co., Ltd. Therefore, its specifications are subject to change or our products in it may be discontinued without advance notice. Please check with our sales representatives or product engineers before ordering.

2. This datasheet has only typical specifications because there is no space for detailed specifications. Therefore, please review our product specifications or consult the approval sheet for product specifications before ordering.

SFELF10M7HA00-B0



Specifications

Operating Temperature Range	-20°C to 80°C
Shape	Lead
Elements	2
Center Frequency	10.700MHz
Center Frequency Tolerance	±30kHz
Nominal Center Value	No
3dB Bandwidth	180kHz±40kHz
Stop Bandwidth	520kHz
Area of Stop Bandwidth	[within 20dB]
Spurious Attenuation	40dB[within 9MHz to fo]
Insertion Loss	7.0dBmax.(at minimum loss point)
Ripple	1.0dBmax.(at minimum loss point)
Input/Output Impedance	330Ω
Mass	178mg

Attention

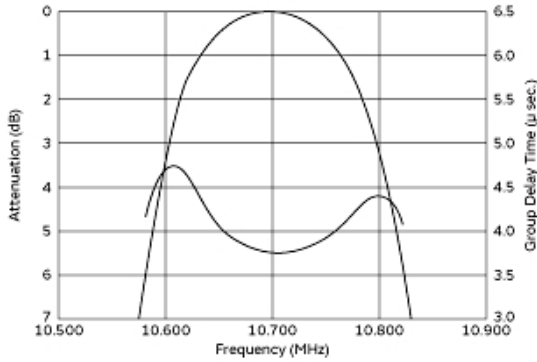
1.This datasheet is downloaded from the website of Murata Manufacturing Co., Ltd. Therefore, it's specifications are subject to change or our products in it may be discontinued without advance notice. Please check with our sales representatives or product engineers before ordering.

2.This datasheet has only typical specifications because there is no space for detailed specifications.

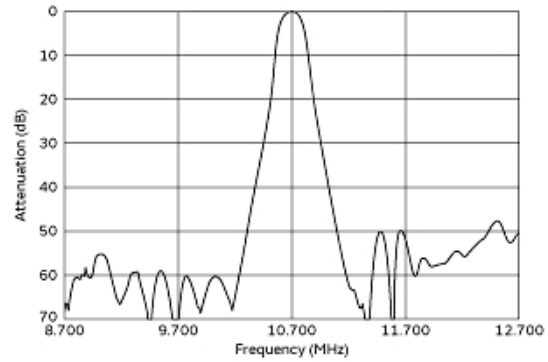
Therefore, please review our product specifications or consult the approval sheet for product specifications before ordering.

SFELF10M7HA00-B0

Product Data



Frequency Characteristics



Spurious Response



$R_g = R_1 = R_2$ = Input and Output Impedance
 $C = 10\text{pF}$ (including stray capacitance and input capacitance of RF voltmeter.)

Measurement Circuit

Attention

1. This datasheet is downloaded from the website of Murata Manufacturing Co., Ltd. Therefore, its specifications are subject to change or our products in it may be discontinued without advance notice. Please check with our sales representatives or product engineers before ordering.
2. This datasheet has only typical specifications because there is no space for detailed specifications. Therefore, please review our product specifications or consult the approval sheet for product specifications before ordering.