

DFE21CCN2R2MEL#

“#” at the end indicates the package specification code.




< List of part numbers with package codes >

DFE21CCN2R2MELL

Applications

Unsuitable Applications	Please be sure to read and comply with these "Precautions for use."
Specific Applications	Consumer equipment, Medical equipment [GHTF A/B/C] except for implant & surgery & auto injector, Industrial equipment except for transportation & facility & energy equipment Please refer to Our Website and specifications, etc. for information about the performance, functions, quality, management, and safety required for the above applications, and use Products after confirming the performance and reliability of the actual Product.
Recommended Applications	Consumer equipment

Appearance & Shape



Notices

The saturation allowable DC current value is specified when the decrease of the initial Inductance value at 30%. The rated current (Based on the temperature rise) is the current value that reaches 40°C. Keep the temperature (ambient temperature plus self-generation of heat) under 125°C. The rated current is the rated current based on inductance change and the rated current based on temperature rise, whichever is smaller one.

References

Packaging	Specifications	Standard Packing Quantity
L	180 Embossed Tape	3000

Mass (typ.)	
1 piece	0.013g

Attention

1. This datasheet is downloaded from the website of Murata Manufacturing Co., Ltd. Therefore, its specifications are subject to change or our products in it may be discontinued without advance notice. Please check with our sales representatives or product engineers before ordering.

2. This datasheet has only typical specifications because there is no space for detailed specifications.

Therefore, please review our product specifications or consult the approval sheet for product specifications before ordering.

DFE21CCN2R2MEL#

“#”at the end indicates the package specification code.



Specifications

L size	2.0±0.2mm
W size	1.2±0.2mm
T size	0.8mm
Size code inch (mm)	0805 (2012)
Inductance	2.2μH±20%
Inductance Test Frequency	1MHz
Rated current (Isat) (Based on Inductance change)	2100mA(Max.) / 2500mA(Typ.)
Rated current (Itemp) (Based on Temperature rise)	1800mA(Max.) / 2100mA(Typ.)
Max. of DC resistance	0.138Ω
DC resistance	0.12Ω(Typ.)
Operating Temperature Range (Self-temperature rise is included)	-40°C to 125°C
Class of magnetic shield	Shielded (Metal Alloy)
Absolute maximum voltage	20Vdc
Brand	Murata
Series	DFE21CCN_EL

Attention

1.This datasheet is downloaded from the website of Murata Manufacturing Co., Ltd. Therefore, it's specifications are subject to change or our products in it may be discontinued without advance notice. Please check with our sales representatives or product engineers before ordering.

2.This datasheet has only typical specifications because there is no space for detailed specifications.

Therefore, please review our product specifications or consult the approval sheet for product specifications before ordering.

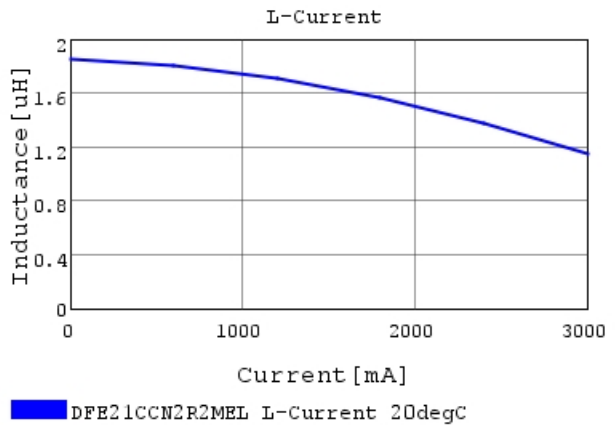
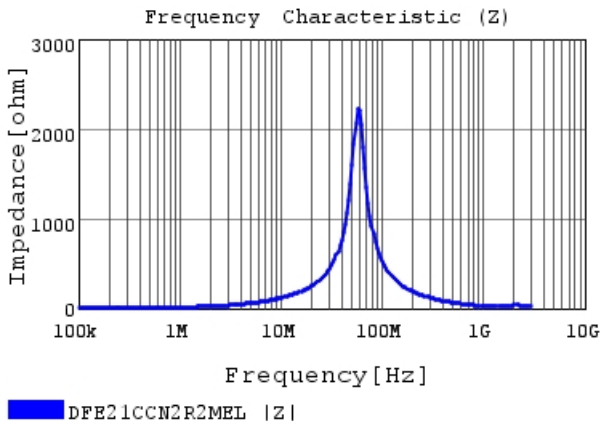
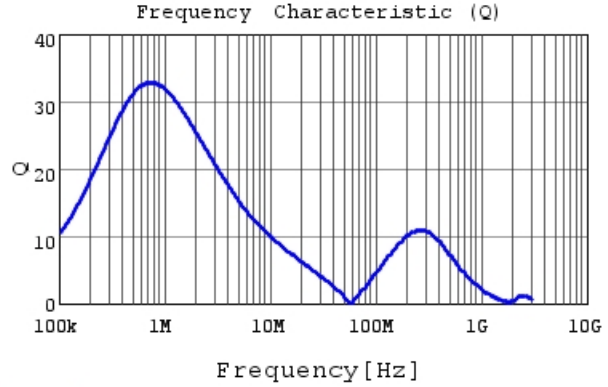
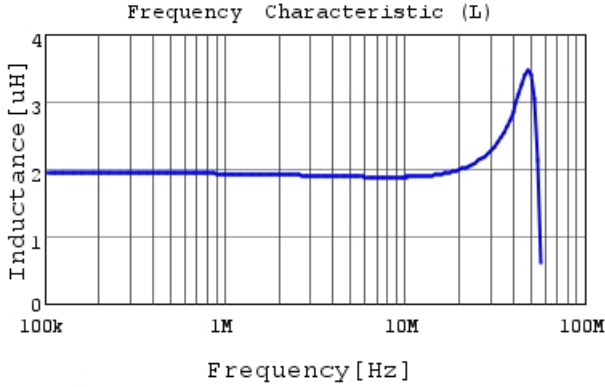
DFE21CCN2R2MEL#

“#” at the end indicates the package specification code.



Characteristic Data

The charts below may show another part number which shares its characteristics.

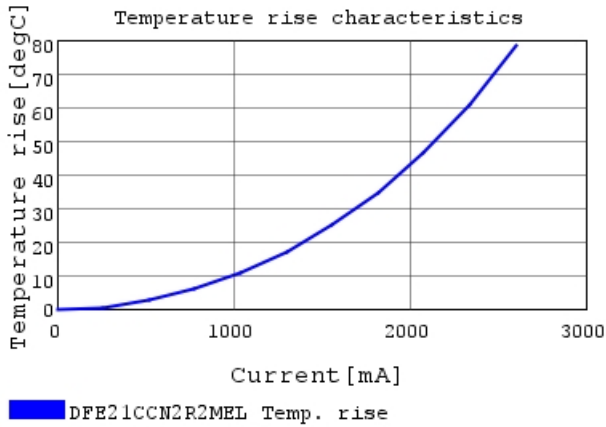


Attention

- 1.This datasheet is downloaded from the website of Murata Manufacturing Co., Ltd. Therefore, it's specifications are subject to change or our products in it may be discontinued without advance notice. Please check with our sales representatives or product engineers before ordering.
- 2.This datasheet has only typical specifications because there is no space for detailed specifications.
Therefore, please review our product specifications or consult the approval sheet for product specifications before ordering.

DFE21CCN2R2MEL#

“#” at the end indicates the package specification code.



Attention

- 1.This datasheet is downloaded from the website of Murata Manufacturing Co., Ltd. Therefore, it's specifications are subject to change or our products in it may be discontinued without advance notice. Please check with our sales representatives or product engineers before ordering.
- 2.This datasheet has only typical specifications because there is no space for detailed specifications.
Therefore, please review our product specifications or consult the approval sheet for product specifications before ordering.