

DFE32CAH1R5MR0#

“#”at the end indicates the package specification code.

1210 (3225) inch (mm) size, Large Current, Low DC Resistance Type

In Production

AEC-Q200

RoHS

REACH

150 °C max.

Wound (Metal)

Low Rdc

Bias

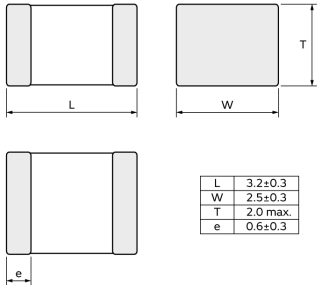
Reflow OK

< List of part numbers with package codes >
DFE32CAH1R5MR0L

Applications

Unsuitable Applications	Please be sure to read and comply with these "Precautions for use."
Specific Applications	<p>Consumer equipment, Automotive infotainment/comfort equipment, Automotive powertrain/safety equipment, Medical equipment [GHTE A/B/C] except for implant & surgery & auto injector, Industrial Equipment</p> <p>Please refer to Our Website and specifications, etc. for information about the performance, functions, quality, management, and safety required for the above applications, and use Products after confirming the performance and reliability of the actual Product.</p>
Recommended Applications	Automotive powertrain/safety equipment

Appearance & Shape



(in mm)

Attention

1.This datasheet is downloaded from the website of Murata Manufacturing Co., Ltd. Therefore, it's specifications are subject to change or our products in it may be discontinued without advance notice. Please check with our sales representatives or product engineers before ordering.

2.This datasheet has only typical specifications because there is no space for detailed specifications.

Therefore, please review our product specifications or consult the approval sheet for product specifications before ordering.

DFE32CAH1R5MR0#

“#” at the end indicates the package specification code.

Notices

The saturation allowable DC current value is specified when the decrease of the initial Inductance value at 30%. When a rated current (based on Temperature rise) is applied, the temperature rise due to self-heating of the product is 40°C or less. Keep the product temperature (ambient temperature + self-heating) below 150°C. The rated current value is the smaller of the rated current (based on Inductance change) or the rated current (based on Temperature rise). It can be considered for use with DCDC converters with a maximum voltage of 40 V or less.

References

Packaging	Specifications	Standard Packing Quantity
L	180Embossed Tape	2000

Mass (typ.)	
1 piece	0.0913g

Attention

- 1.This datasheet is downloaded from the website of Murata Manufacturing Co., Ltd. Therefore, it's specifications are subject to change or our products in it may be discontinued without advance notice. Please check with our sales representatives or product engineers before ordering.
- 2.This datasheet has only typical specifications because there is no space for detailed specifications.
Therefore, please review our product specifications or consult the approval sheet for product specifications before ordering.

DFE32CAH1R5MR0#

“#” at the end indicates the package specification code.



Specifications

L size	3.2±0.3mm
W size	2.5±0.3mm
T size	2.0mm
Size code inch (mm)	1210 (3225)
Inductance	1.5μH±20%
Inductance Test Frequency	1MHz
Rated current (Isat) (Based on Inductance change)	4800mA(Max.) / 6700mA(Typ.)
Rated current (Itemp) (Based on Temperature rise)	3500mA(Max.) / 5100mA(Typ.)
Max. of DC resistance	0.03Ω
DC resistance	0.023Ω(Typ.)
Operating Temperature Range (Self-temperature rise is included)	-55°C to 150°C
Class of magnetic shield	Shielded (Metal Alloy)
Brand	Murata
Series	DFE32CAH_R0

Attention

1.This datasheet is downloaded from the website of Murata Manufacturing Co., Ltd. Therefore, it's specifications are subject to change or our products in it may be discontinued without advance notice. Please check with our sales representatives or product engineers before ordering.

2.This datasheet has only typical specifications because there is no space for detailed specifications.

Therefore, please review our product specifications or consult the approval sheet for product specifications before ordering.

DFE32CAH1R5MR0#

“#” at the end indicates the package specification code.



Notice For General

Max. current (DC, AC) as function of product temperature
(derating curve).

Derating of Rated Current



Attention

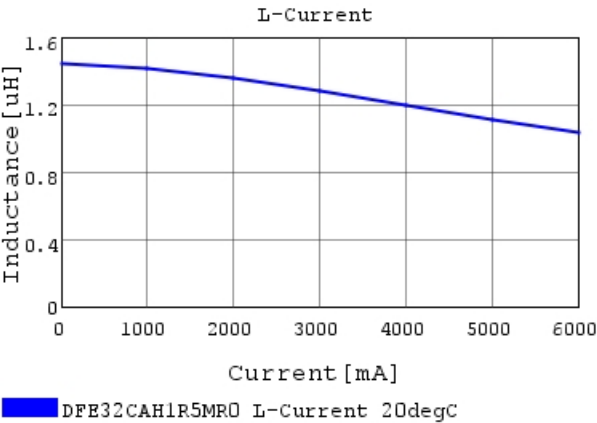
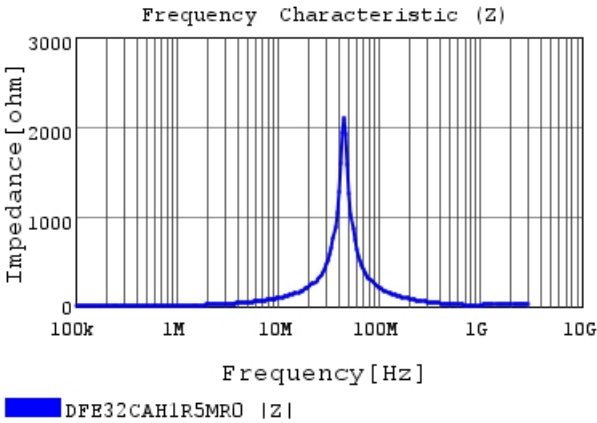
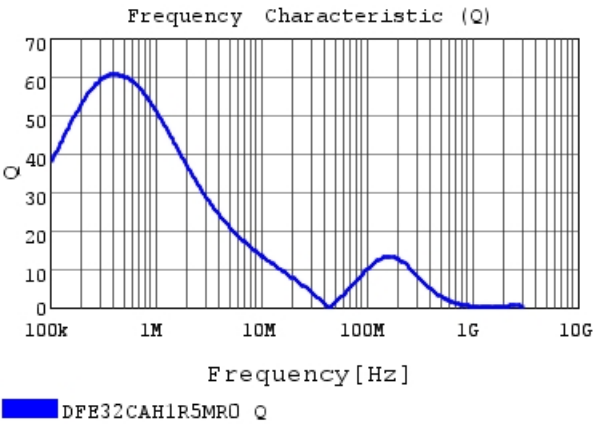
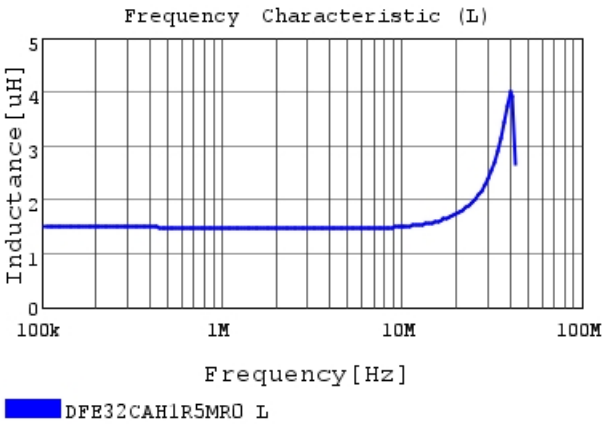
- 1.This datasheet is downloaded from the website of Murata Manufacturing Co., Ltd. Therefore, it's specifications are subject to change or our products in it may be discontinued without advance notice. Please check with our sales representatives or product engineers before ordering.
- 2.This datasheet has only typical specifications because there is no space for detailed specifications.
Therefore, please review our product specifications or consult the approval sheet for product specifications before ordering.

DFE32CAH1R5MR0#

“#” at the end indicates the package specification code.

Characteristic Data

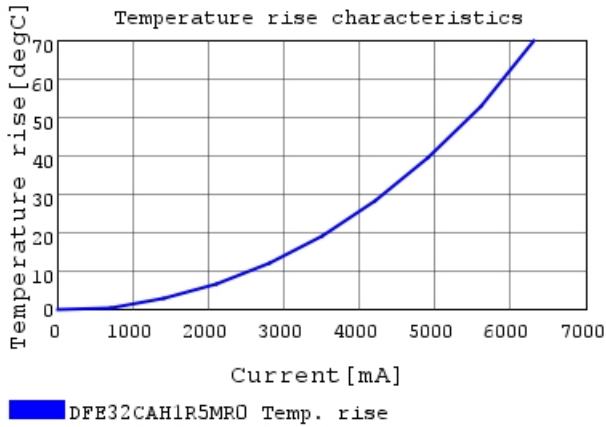
The charts below may show another part number which shares its characteristics.



Attention
1.This datasheet is downloaded from the website of Murata Manufacturing Co., Ltd. Therefore, it's specifications are subject to change or our products in it may be discontinued without advance notice. Please check with our sales representatives or product engineers before ordering.
2.This datasheet has only typical specifications because there is no space for detailed specifications.
Therefore, please review our product specifications or consult the approval sheet for product specifications before ordering.

DFE32CAH1R5MR0#

“#” at the end indicates the package specification code.



Attention

- 1.This datasheet is downloaded from the website of Murata Manufacturing Co., Ltd. Therefore, it's specifications are subject to change or our products in it may be discontinued without advance notice. Please check with our sales representatives or product engineers before ordering.
- 2.This datasheet has only typical specifications because there is no space for detailed specifications.
Therefore, please review our product specifications or consult the approval sheet for product specifications before ordering.