

LQM21FN100N00L

“#”at the end indicates the package specification code.

Bias Current Characteristics Improved



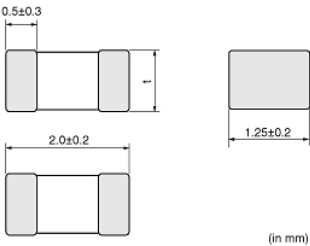
< List of part numbers with package codes >

LQM21FN100N00B LQM21FN100N00K LQM21FN100N00L

Applications

Unsuitable Applications	Please be sure to read and comply with these "Precautions for use."
Specific Applications	<p>Consumer equipment, Medical equipment [GHTF A/B/C] except for implant & surgery & auto injector, Industrial equipment except for transportation & facility & energy equipment</p> <p>Please refer to Our Website and specifications, etc. for information about the performance, functions, quality, management, and safety required for the above applications, and use Products after confirming the performance and reliability of the actual Product.</p>
Recommended Applications	Consumer equipment

Appearance & Shape



Dimension of t	Inductance: 1.0 to 2.2μH	0.85±0.2
	Inductance: 4.7 to 47μH	1.25±0.2

Attention

- 1.This datasheet is downloaded from the website of Murata Manufacturing Co., Ltd. Therefore, it's specifications are subject to change or our products in it may be discontinued without advance notice. Please check with our sales representatives or product engineers before ordering.
- 2.This datasheet has only typical specifications because there is no space for detailed specifications.
Therefore, please review our product specifications or consult the approval sheet for product specifications before ordering.

LQM21FN100N00L

“#” at the end indicates the package specification code.



References

Packaging	Specifications	Standard Packing Quantity
B	Bulk(Bag)	1000
K	330Embossed Tape	10000
L	180Embossed Tape	3000

Mass (typ.)	
1 piece	0.016g

Attention

- 1.This datasheet is downloaded from the website of Murata Manufacturing Co., Ltd. Therefore, it's specifications are subject to change or our products in it may be discontinued without advance notice. Please check with our sales representatives or product engineers before ordering.
- 2.This datasheet has only typical specifications because there is no space for detailed specifications.
Therefore, please review our product specifications or consult the approval sheet for product specifications before ordering.

LQM21FN100N00L

“#” at the end indicates the package specification code.



Specifications

L size	2.0±0.2mm
W size	1.25±0.2mm
T size	1.25±0.2mm
Size code inch (mm)	0805 (2012)
Inductance	10μH±30%
Inductance Test Frequency	1MHz
Rated current (Itemp) (Based on Temperature rise)	60mA
Max. of DC resistance	0.65Ω
DC resistance	0.50Ω±30%
Operating Temperature Range(Self-temperature rise is not included)	-40°C to 85°C
Class of magnetic shield	Shielded (Ferrite Core)
Self resonance frequency (min.)	15MHz
Brand	Murata
Series	LQM21FN_00

Attention

1.This datasheet is downloaded from the website of Murata Manufacturing Co., Ltd. Therefore, it's specifications are subject to change or our products in it may be discontinued without advance notice. Please check with our sales representatives or product engineers before ordering.

2.This datasheet has only typical specifications because there is no space for detailed specifications.

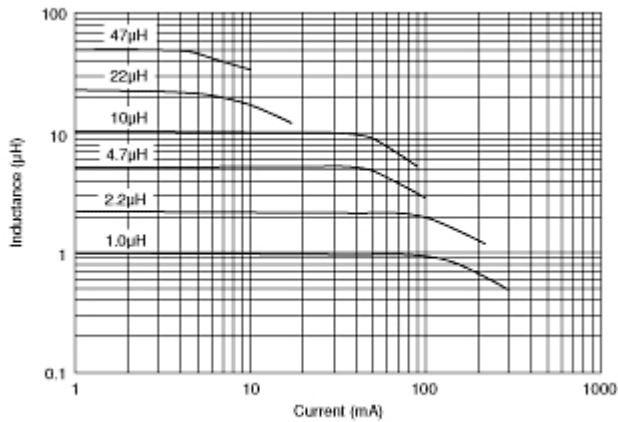
Therefore, please review our product specifications or consult the approval sheet for product specifications before ordering.

LQM21FN100N00L

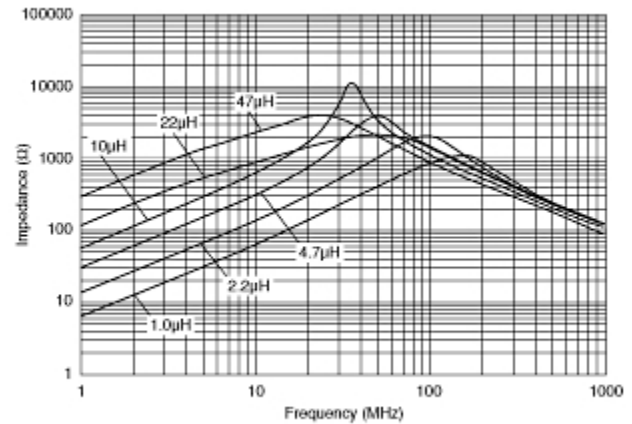
“#” at the end indicates the package specification code.



Characteristic Data



Impedance - Current Characteristics



Impedance - Frequency Characteristics

Attention

1. This datasheet is downloaded from the website of Murata Manufacturing Co., Ltd. Therefore, its specifications are subject to change or our products in it may be discontinued without advance notice. Please check with our sales representatives or product engineers before ordering.

2. This datasheet has only typical specifications because there is no space for detailed specifications.

Therefore, please review our product specifications or consult the approval sheet for product specifications before ordering.