

LQW2UASR12G0C#

“#”at the end indicates the package specification code.

Air-core inductor with non-magnetic electrode material which does not disturb magnetic field in magnetic field utilized application such as MRI.

In Production

RoHS

REACH

85 °C max.

Wound (Non mag)

Tight Tolerance

Reflow OK

< List of part numbers with package codes >
LQW2UASR12G0CB LQW2UASR12G0CL

Applications

Unsuitable Applications	Please be sure to read and comply with these "Precautions for use."
Specific Applications	Consumer equipment, Medical equipment [GHTF A/B/C] except for implant & surgery & auto injector, Industrial equipment except for transportation & facility & energy equipment Please refer to Our Website and specifications, etc. for information about the performance, functions, quality, management, and safety required for the above applications, and use Products after confirming the performance and reliability of the actual Product.
Recommended Applications	Consumer equipment

Appearance & Shape



Attention
1.This datasheet is downloaded from the website of Murata Manufacturing Co., Ltd. Therefore, it's specifications are subject to change or our products in it may be discontinued without advance notice. Please check with our sales representatives or product engineers before ordering.
2.This datasheet has only typical specifications because there is no space for detailed specifications.
Therefore, please review our product specifications or consult the approval sheet for product specifications before ordering.

LQW2UASR12G0C#

“#”at the end indicates the package specification code.



References

Packaging	Specifications	Standard Packing Quantity
B	Bulk(Bag)	500
L	180Embossed Tape	2000

Mass (typ.)	
1 piece	0.039g

Attention

1.This datasheet is downloaded from the website of Murata Manufacturing Co., Ltd. Therefore, it's specifications are subject to change or our products in it may be discontinued without advance notice. Please check with our sales representatives or product engineers before ordering.

2.This datasheet has only typical specifications because there is no space for detailed specifications.

Therefore, please review our product specifications or consult the approval sheet for product specifications before ordering.

LQW2UASR12G0C#

“#” at the end indicates the package specification code.



Specifications

L size	2.62±0.3mm
W size	2.45±0.2mm
T size	1.83±0.2mm
Size code inch (mm)	1008 (2520)
Inductance	120nH±2%
Inductance Test Frequency	25MHz
Rated current (Itemp) (Based on Temperature rise)	650mA
Max. of DC resistance	0.63Ω
Operating Temperature Range(Self-temperature rise is not included)	-40°C to 85°C
Class of magnetic shield	Non-Shielded
Q(min.)	60
Q Test Frequency	350MHz
Self resonance frequency (min.)	950MHz
Brand	Murata
Series	LQW2UAS_0C

Attention

1.This datasheet is downloaded from the website of Murata Manufacturing Co., Ltd. Therefore, it's specifications are subject to change or our products in it may be discontinued without advance notice. Please check with our sales representatives or product engineers before ordering.

2.This datasheet has only typical specifications because there is no space for detailed specifications.

Therefore, please review our product specifications or consult the approval sheet for product specifications before ordering.

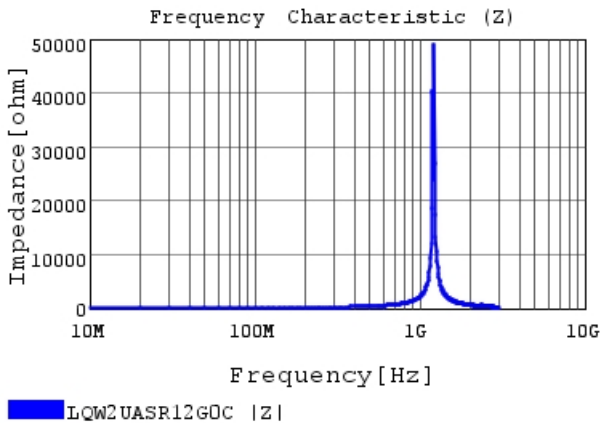
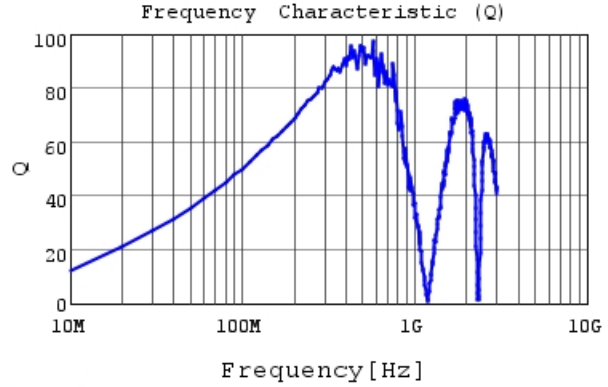
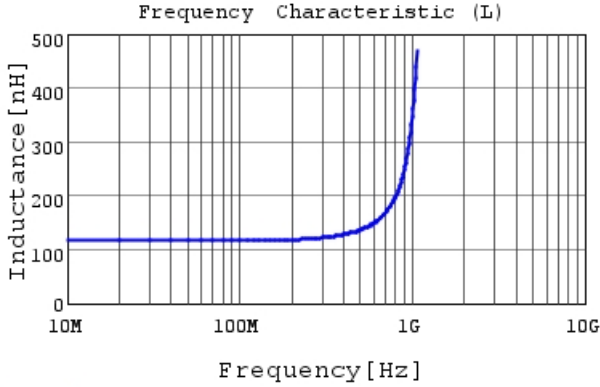
LQW2UASR12G0C#

“#” at the end indicates the package specification code.



Characteristic Data

The charts below may show another part number which shares its characteristics.



Attention

1.This datasheet is downloaded from the website of Murata Manufacturing Co., Ltd. Therefore, it's specifications are subject to change or our products in it may be discontinued without advance notice. Please check with our sales representatives or product engineers before ordering.

2.This datasheet has only typical specifications because there is no space for detailed specifications.

Therefore, please review our product specifications or consult the approval sheet for product specifications before ordering.