

CFULA450KD1Y-B0

Discontinued

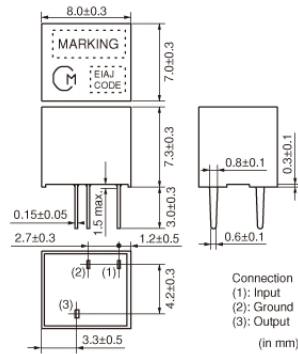
RoHS

REACH

Applications

| | |
|-------------------------|--|
| Unsuitable Applications | Please be sure to read and comply with these "Precautions for use." |
| Specific Applications | Consumer equipment Please refer to Our Website and specifications, etc. for information about the performance, functions, quality, management, and safety required for the above applications, and use Products after confirming the performance and reliability of the actual Product. |

Appearance & Shape



Packaging Information

| Packaging | Specifications | Standard Packing Quantity |
|-----------|----------------|---------------------------|
| -B0 | Bulk | 200 |

Features

CFULA series for AM use is one of the most suitable intermediate filters, having such distinctive features as high selectivity, high stability, high attenuation, and adjustment-free operation. Additionally, its easy matching with IC helps create an easy circuit design. Especially, CFULA_Y series improves the frequency fidelity in the high sound area of an AM stereo with its wide band and flat characteristics of group delay time.

Attention

1. This datasheet is downloaded from the website of Murata Manufacturing Co., Ltd. Therefore, its specifications are subject to change or our products in it may be discontinued without advance notice. Please check with our sales representatives or product engineers before ordering.

2. This datasheet has only typical specifications because there is no space for detailed specifications.

Therefore, please review our product specifications or consult the approval sheet for product specifications before ordering.

CFULA450KD1Y-B0



Specifications

| | |
|-----------------------------|---|
| Operating Temperature Range | -20°C to 80°C |
| Shape | Lead |
| Elements | 4 |
| Center Frequency | 450.0kHz |
| Center Frequency Tolerance | ±1kHz |
| Nominal Center Value | No |
| 6dB Bandwidth | $f_n \pm 10.0\text{kHzmin.}$ |
| GDT Bandwidth | 7 |
| Selectivity(+) | 40dB[$f_n + 25\text{kHz}$] |
| Selectivity(-) | 40dB[$f_n - 25\text{kHz}$] |
| Stop Band Attenuation | 23dBmin.[within $f_n \pm 100\text{kHz}$] |
| Insertion Loss | 7.0dBmax.(at minimum loss point) |
| Ripple | 1.0dBmax.[within $f_n \pm 7\text{kHz}$] |
| GDT Deviation | 20μsec. |
| Input/Output Impedance | 1500Ω |
| Mass | 1018mg |

Attention

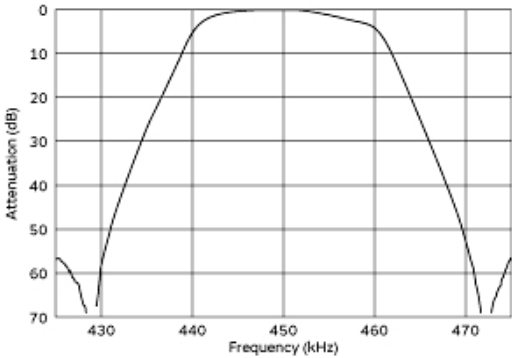
1.This datasheet is downloaded from the website of Murata Manufacturing Co., Ltd. Therefore, it's specifications are subject to change or our products in it may be discontinued without advance notice. Please check with our sales representatives or product engineers before ordering.

2.This datasheet has only typical specifications because there is no space for detailed specifications.

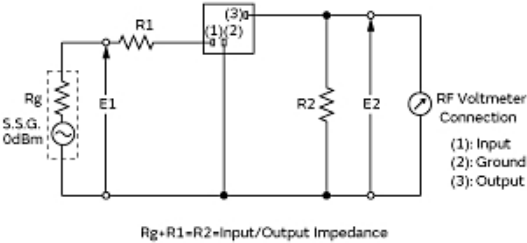
Therefore, please review our product specifications or consult the approval sheet for product specifications before ordering.

CFULA450KD1Y-B0

Product Data



Frequency Characteristics (filter Only)



Measurement Circuit

| Item | Type | SFPLA/CFULA/CFWLA | | |
|-----------------------|------|-------------------|-----------|-----------|
| | | 7x7mm IFT | | |
| Winding Specification | | (1) — (2) | (2) — (3) | (4) — (5) |
| (Bottom view) | | 60T | 125T | 28T |
| No load Qu | | 40 | | |
| Tuning Capacitance | | 180pF | | |

• Matching of CERAFIL® SFPLA/CFULA/CFWLA series with IFT is decided by the Qu of IFT and IFT secondary side impedance, [Z2]. Set the Qu at about 40 because a Qu value which is too high (e.g., 90) may produce ripple in the waveform. It is recommended to match the impedance of [Z2] with that of the CERAFIL®.

Recommended Ift

Attention
1.This datasheet is downloaded from the website of Murata Manufacturing Co., Ltd. Therefore, it's specifications are subject to change or our products in it may be discontinued without advance notice. Please check with our sales representatives or product engineers before ordering.
2.This datasheet has only typical specifications because there is no space for detailed specifications.
Therefore, please review our product specifications or consult the approval sheet for product specifications before ordering.