

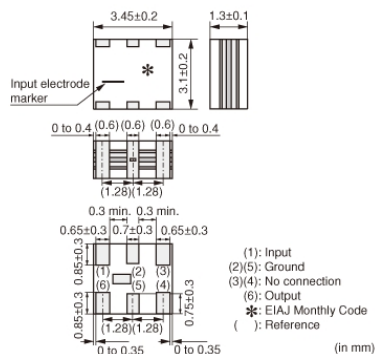
SFECF10M7HF00S0-R0



Applications

Unsuitable Applications	Please be sure to read and comply with these "Precautions for use."
Specific Applications	<p>Consumer equipment</p> <p>Please refer to Our Website and specifications, etc. for information about the performance, functions, quality, management, and safety required for the above applications, and use Products after confirming the performance and reliability of the actual Product.</p>

Appearance & Shape



Packaging Information

Packaging	Specifications	Standard Packing Quantity
R0	180mm Embossed Tape	2000

Features

SFECF10M7 series for FM receivers are small, high-performance and super thin (1.4mm max.) filters. The piezoelectric element is sandwiched by the ceramics substrate. They have 1.4mm max. thickness and a small mounting area (3.45x3.1mm). SFECF series and CDSCB series (MHz Discriminator) enable customers to make VICS/RKE/TPMS set very thin and small.

Features

1. The filters are mountable by automatic placers.
2. They are slim, at only 1.4mm max. thickness, and have a small mounting area (3.45x3.1mm) enabling flexible PCB design.
3. Various bandwidths are available. Select a suitable type in accordance with the desired selectivity.
4. Operating Temperature Range: -40 to +85 (degrees C), Storage Temperature Range: -55 to +85 (degrees C)

Attention

1.This datasheet is downloaded from the website of Murata Manufacturing Co., Ltd. Therefore, it's specifications are subject to change or our products in it may be discontinued without advance notice. Please check with our sales representatives or product engineers before ordering.

2.This datasheet has only typical specifications because there is no space for detailed specifications.

Therefore, please review our product specifications or consult the approval sheet for product specifications before ordering.

SFECF10M7HF00S0-R0



Specifications

Operating Temperature Range	-40°C to 85°C
Shape	SMD
Elements	2
Center Frequency	10.700MHz
Nominal Center Value	Yes
3dB Bandwidth	$f_n \pm 25\text{kHzmin.}$
Stop Bandwidth	510kHz
Area of Stop Bandwidth	[within 20dB]
Spurious Attenuation	30dB[within 9MHz to f_n]
Insertion Loss	8.0dBmax. [at f_n](at minimum loss point)
Ripple	1.0dBmax.(at minimum loss point)
Input/Output Impedance	330Ω
Mass	65mg

Attention

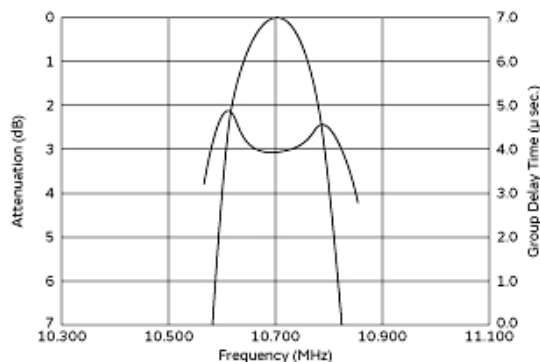
1.This datasheet is downloaded from the website of Murata Manufacturing Co., Ltd. Therefore, it's specifications are subject to change or our products in it may be discontinued without advance notice. Please check with our sales representatives or product engineers before ordering.

2.This datasheet has only typical specifications because there is no space for detailed specifications.

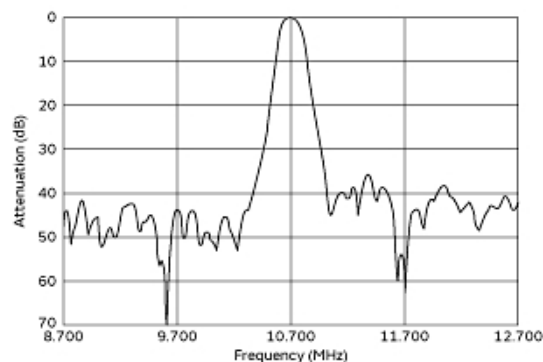
Therefore, please review our product specifications or consult the approval sheet for product specifications before ordering.

SFECF10M7HF00S0-R0

Product Data



Frequency Characteristics



Spurious Response



Rg=50Ω R1=280Ω±5% R2=330Ω±5%
C2=10±2pF (Including stray capacitance and Input capacitance
of RF voltmeter)
E1: S.S.G. Output Voltage

Measurement Circuit

Attention

1.This datasheet is downloaded from the website of Murata Manufacturing Co., Ltd. Therefore, it's specifications are subject to change or our products in it may be discontinued without advance notice. Please check with our sales representatives or product engineers before ordering.

2.This datasheet has only typical specifications because there is no space for detailed specifications.

Therefore, please review our product specifications or consult the approval sheet for product specifications before ordering.