

SFPKA455KD4A-R1

Discontinued

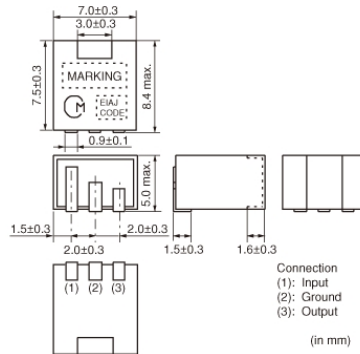
RoHS

REACH

Applications

Unsuitable Applications	Please be sure to read and comply with these "Precautions for use."
Specific Applications	Consumer equipment Please refer to Our Website and specifications, etc. for information about the performance, functions, quality, management, and safety required for the above applications, and use Products after confirming the performance and reliability of the actual Product.

Appearance & Shape



Packaging Information

Packaging	Specifications	Standard Packing Quantity
-R1	330mm Embossed Tape	1000

Features

The SFPKAseries is comprised of small, high-performance, economical, thin (5.0mm) filters consisting of 4 ceramic elements. Their innovative construction is perfect for shrinking mobile communication products such as cordless phones, pagers and transceivers.

Features

1. The filters are mountable by automatic placers.
2. The filters can be reflow soldered and withstand washing.
3. They are slim, at only 5.0mm maximum thickness.
4. The bandwidth ranges from D to H.
5. Operating temperature range: -20 to +80 (degrees C), Storage temperature range: -40 to +85 (degrees C)

Attention

1.This datasheet is downloaded from the website of Murata Manufacturing Co., Ltd. Therefore, it's specifications are subject to change or our products in it may be discontinued without advance notice. Please check with our sales representatives or product engineers before ordering.

2.This datasheet has only typical specifications because there is no space for detailed specifications.

Therefore, please review our product specifications or consult the approval sheet for product specifications before ordering.

SFPKA455KD4A-R1



Specifications

Operating Temperature Range	-20°C to 80°C
Shape	SMD
Elements	4
Center Frequency	455.0kHz
Center Frequency Tolerance	±1.5kHz
Nominal Center Value	No
6dB Bandwidth	$f_n \pm 10.0\text{kHzmin.}$
Stop Bandwidth	20.0kHz
Area of Stop Bandwidth	[within 40dB]
Stop Band Attenuation	27dB[within $f_n \pm 100\text{kHz}$]
Insertion Loss	4.0dB[at minimum loss point]
Ripple	2.0dB[within $f_n \pm 7\text{kHz}$]
Input/Output Impedance	1500Ω
Mass	700mg

Attention

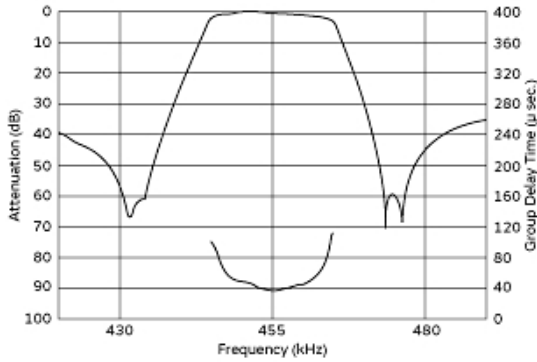
1.This datasheet is downloaded from the website of Murata Manufacturing Co., Ltd. Therefore, it's specifications are subject to change or our products in it may be discontinued without advance notice. Please check with our sales representatives or product engineers before ordering.

2.This datasheet has only typical specifications because there is no space for detailed specifications.

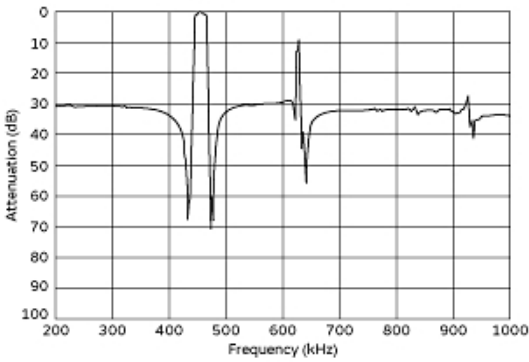
Therefore, please review our product specifications or consult the approval sheet for product specifications before ordering.

SFPKA455KD4A-R1

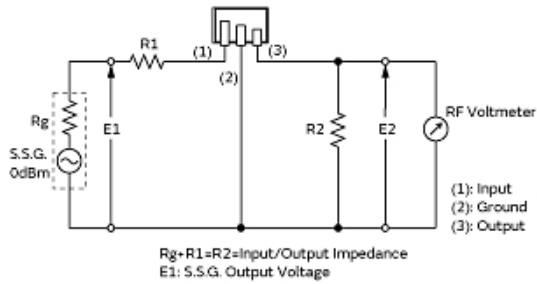
Product Data



Frequency Characteristics



Spurious Response



Measurement Circuit

Attention

- 1.This datasheet is downloaded from the website of Murata Manufacturing Co., Ltd. Therefore, it's specifications are subject to change or our products in it may be discontinued without advance notice. Please check with our sales representatives or product engineers before ordering.
- 2.This datasheet has only typical specifications because there is no space for detailed specifications.
Therefore, please review our product specifications or consult the approval sheet for product specifications before ordering.