

# 1259CM-0001#

“#” at the end indicates the package specification code.

In Production

AEC-Q200

RoHS

REACH

## < List of part numbers with package codes >

1259CM-0001=P3

## Applications

Unsuitable Applications	Please be sure to read and comply with these "Precautions for use."
Specific Applications	Automotive infotainment/comfort equipment, Consumer equipment, Medical equipment [GHTF A/B/C] except for implant & surgery & auto injector, Industrial equipment except for transportation & facility & energy equipment Please refer to Our Website and specifications, etc. for information about the performance, functions, quality, management, and safety required for the above applications, and use Products after confirming the performance and reliability of the actual Product.
Recommended Applications	Automotive infotainment/comfort equipment

## Packaging Information

Packaging	Specifications	Standard Packing Quantity
=P3	330mm Embossed Tape	750

## Features

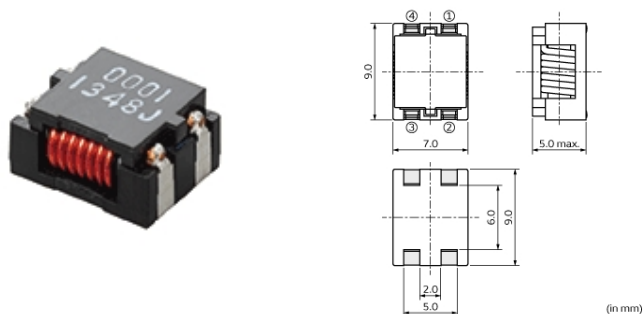
### Features

- 1.SMD type high current use common mode choke UCMH0907 series  
for automotive power line.
- 2.Rated DC Current 5.0A Max.
- 3.2 line

### Application

Common mode noise countermeasure for electronic controller DC power lines.

## Appearance & Shape



### Attention


1.This datasheet is downloaded from the website of Murata Manufacturing Co., Ltd. Therefore, it's specifications are subject to change or our products in it may be discontinued without advance notice. Please check with our sales representatives or product engineers before ordering.

2.This datasheet has only typical specifications because there is no space for detailed specifications.

Therefore, please review our product specifications or consult the approval sheet for product specifications before ordering.

# 1259CM-0001#

“#” at the end indicates the package specification code.



## Specifications

Shape	SMD
Size Code (in mm)	9070
Size Code (in inch)	3527
Length	9.0mm
Length Tolerance	±0.3mm
Width	7.0mm
Width Tolerance	±0.3mm
Thickness	5.0mm
Thickness Tolerance	max.
Common Mode Impedance (at 100MHz)	700Ω
Common Mode Impedance (at 100MHz) Tolerance	(Typ.)
Rated Current	5A
Derating of Rated Current	No
Rated Voltage	100Vdc
Withstanding Voltage	100Vdc
DC Resistance(max.)	0.01Ω
DC Resistance	0.01Ω max.
Insulation Resistance(min.)	100MΩ
Operating Temperature Range	-40°C to 125°C
Mass(typ.)	0.8345g
Number of Circuit	1
Operating Temperature Range(Self-temperature rise is included)	Yes
Brand	Murata

### Attention

1.This datasheet is downloaded from the website of Murata Manufacturing Co., Ltd. Therefore, it's specifications are subject to change or our products in it may be discontinued without advance notice. Please check with our sales representatives or product engineers before ordering.

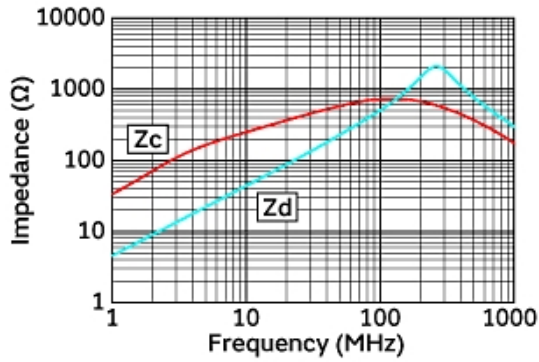
2.This datasheet has only typical specifications because there is no space for detailed specifications.

Therefore, please review our product specifications or consult the approval sheet for product specifications before ordering.

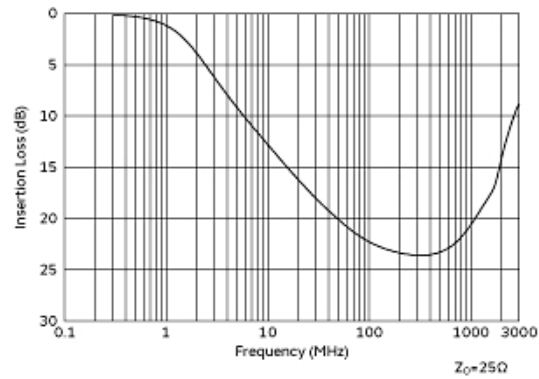
# 1259CM-0001#

“#” at the end indicates the package specification code.

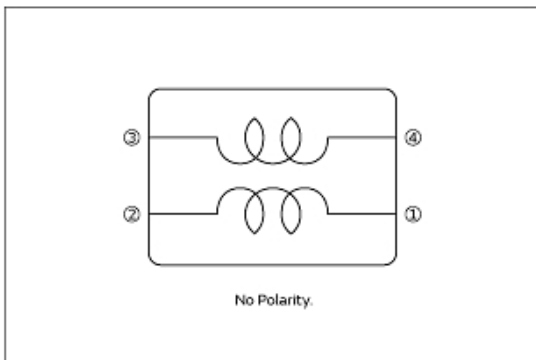
## Product Data



Impedance-Frequency Characteristics



Common Mode Transmission Characteristics  
(Typical Value)



Connections

### Attention

1.This datasheet is downloaded from the website of Murata Manufacturing Co., Ltd. Therefore, it's specifications are subject to change or our products in it may be discontinued without advance notice. Please check with our sales representatives or product engineers before ordering.

2.This datasheet has only typical specifications because there is no space for detailed specifications.

Therefore, please review our product specifications or consult the approval sheet for product specifications before ordering.