

# BLM18PG181SN1#

“#” at the end indicates the package specification code.

In Production

RoHS

REACH

## < List of part numbers with package codes >

BLM18PG181SN1B

BLM18PG181SN1D

BLM18PG181SN1J

## Applications

|                          |  |
|--------------------------|--|
| Unsuitable Applications  | Please be sure to read and comply with these "Precautions for use."  |
| Specific Applications    | <p>Consumer equipment, Medical equipment [GHTF A/B/C] except for implant &amp; surgery &amp; auto injector, Industrial equipment except for transportation &amp; facility &amp; energy equipment</p> <p>Please refer to Our Website and specifications, etc. for information about the performance, functions, quality, management, and safety required for the above applications, and use Products after confirming the performance and reliability of the actual Product.</p> |
| Recommended Applications | Consumer equipment   |

## Packaging Information

| Packaging | Specifications   | Standard Packing Quantity |
|-----------|------------------|---------------------------|
| B         | Bulk(Bag)        | 1000                      |
| D         | 180mm Paper Tape | 4000                      |
| J         | 330mm Paper Tape | 10000                     |

## Appearance & Shape



### Attention

1.This datasheet is downloaded from the website of Murata Manufacturing Co., Ltd. Therefore, it's specifications are subject to change or our products in it may be discontinued without advance notice. Please check with our sales representatives or product engineers before ordering.

2.This datasheet has only typical specifications because there is no space for detailed specifications.

Therefore, please review our product specifications or consult the approval sheet for product specifications before ordering.

# BLM18PG181SN1#

“#” at the end indicates the package specification code.



## Features

- 1.The chip ferrite beads BLM series is designed to function nearly as a resistor at noise frequencies, which greatly reduces the possibility of resonance and leaves signal wave forms undistorted.  
BLM series is effective in circuits without stable ground lines because BLM series does not need a connection to ground.
- 2.The nickel barrier structure of the external electrodes provides excellent solder heat resistance.
- 3.BLM\_P series can be used in high current circuits due to its low DC resistance. It can match power lines to a maximum of 3ADC.

### Attention

- 1.This datasheet is downloaded from the website of Murata Manufacturing Co., Ltd. Therefore, it's specifications are subject to change or our products in it may be discontinued without advance notice. Please check with our sales representatives or product engineers before ordering.
- 2.This datasheet has only typical specifications because there is no space for detailed specifications.  
Therefore, please review our product specifications or consult the approval sheet for product specifications before ordering.

# BLM18PG181SN1#

“#” at the end indicates the package specification code.



## Specifications

|                                 |                |
|---------------------------------|----------------|
| Shape                           | SMD            |
| Size Code (in inch)             | 0603           |
| Length                          | 1.6mm          |
| Length Tolerance                | ±0.15mm        |
| Width                           | 0.8mm          |
| Width Tolerance                 | ±0.15mm        |
| Thickness                       | 0.8mm          |
| Thickness Tolerance             | ±0.15mm        |
| Operating Temperature Range     | -55°C to 125°C |
| Mass(typ.)                      | 0.005g         |
| Number of Circuit               | 1              |
| Rated Current (at 85°C)         | 1500mA         |
| Rated Current (at 125°C)        | 1000mA         |
| DC Resistance(max.)             | 0.09Ω          |
| Impedance (at 100MHz)           | 180Ω           |
| Impedance (at 100MHz) Tolerance | ±25%           |
| Size Code (in mm)               | 1608           |

### Attention

1.This datasheet is downloaded from the website of Murata Manufacturing Co., Ltd. Therefore, it's specifications are subject to change or our products in it may be discontinued without advance notice. Please check with our sales representatives or product engineers before ordering.

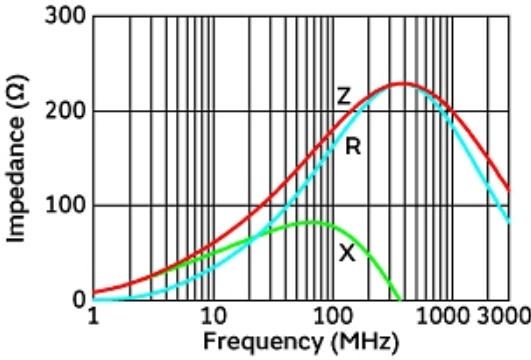
2.This datasheet has only typical specifications because there is no space for detailed specifications.

Therefore, please review our product specifications or consult the approval sheet for product specifications before ordering.

# BLM18PG181SN1#

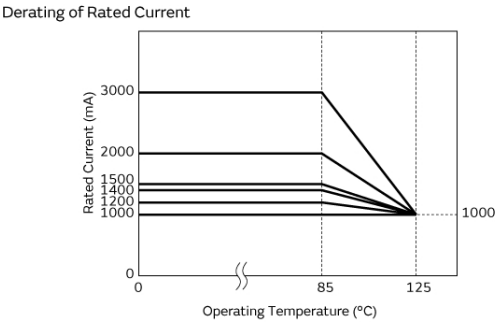
“#” at the end indicates the package specification code.

## Product Data

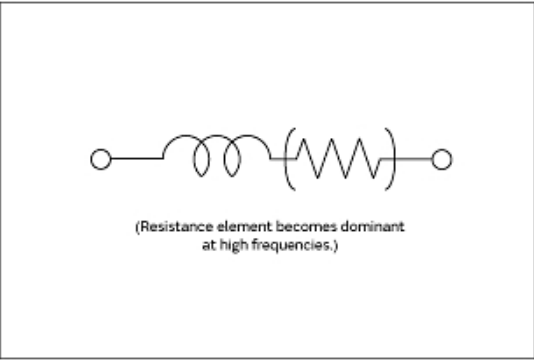


Impedance-Frequency Characteristics

In operating temperature exceeding +85°C, derating of current is necessary for BLM18PG series.  
Please apply the derating curve shown in chart according to the operating temperature.



Derating of Rated Current



Equivalent Circuit

**Attention**  
1.This datasheet is downloaded from the website of Murata Manufacturing Co., Ltd. Therefore, it's specifications are subject to change or our products in it may be discontinued without advance notice. Please check with our sales representatives or product engineers before ordering.  
2.This datasheet has only typical specifications because there is no space for detailed specifications.  
Therefore, please review our product specifications or consult the approval sheet for product specifications before ordering.