Note: This datasheet may be out of date.
Please download the latest datasheet of NTPA9100LBMB0 from the official website of Murata Manufacturing Co., Ltd.

http://www.murata.com/en-us/products/productdetail?partno=NTPA9100LBMB0

NTPA9100LBMB0

Discontinued RoHS REACH

Applications

Unsuitable Applications	Please be sure to read and comply with these "Precautions for use."
Specific Applications	Industrial Equipment Please refer to Our Website and specifications, etc. for information about the performance, functions, quality, management, and safety required for the above applications, and use Products after confirming the performance and reliability of the actual Product.

Appearance & Shape

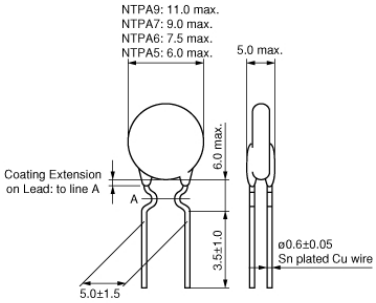

Packaging Information

Packaging	Specifications	Standard Packing Quantity
B0	Bulk(Bag)	300

Features

1. Lead is not contained in the ceramic element, the terminations, the solder for inner connection and the coating resin.
2. Most suitable for power supplies of less than 100W
3. Excellent recovery characteristics due to resin coating with excellent heat characteristics

Attention
1.This datasheet is downloaded from the website of Murata Manufacturing Co., Ltd. Therefore, it's specifications are subject to change or our products in it may be discontinued without advance notice. Please check with our sales representatives or product engineers before ordering.
2.This datasheet has only typical specifications because there is no space for detailed specifications.
Therefore, please review our product specifications or consult the approval sheet for product specifications before ordering.

Note: This datasheet may be out of date.
Please download the latest datasheet of NTPA9100LBMB0 from the official website of Murata Manufacturing Co., Ltd.

http://www.murata.com/en-us/products/productdetail?partno=NTPA9100LBMB0

NTPA9100LBMB0

Specifications

Resistance (25℃)	10Ω
Resistance Value Tolerance (at 25℃)	±15%
Permissible Max. Current (25℃)	1.7A
Permissible Max. Current (55℃)	1.5A
Thermal Time Constant	65s
Typical Dissipation Constant (25℃)	11.6mW/℃
Permissible Electrolytic Capacitor	800μF
Measure Condition of Permissible Electrolytic Capacitor	at 100V
Operating Temperature Range	-20℃ to 160℃
Lead Shape	Lead Wire type
Shape	Lead
Mass	0.79g
MSL	N

Attention
1.This datasheet is downloaded from the website of Murata Manufacturing Co., Ltd. Therefore, it's specifications are subject to change or our products in it may be discontinued without advance notice. Please check with our sales representatives or product engineers before ordering.
2.This datasheet has only typical specifications because there is no space for detailed specifications.
Therefore, please review our product specifications or consult the approval sheet for product specifications before ordering.

Note: This datasheet may be out of date.
Please download the latest datasheet of NTPA9100LBMB0 from the official website of Murata Manufacturing Co., Ltd.

http://www.murata.com/en-us/products/productdetail?partno=NTPA9100LBMB0

NTPA9100LBMB0

Product Data

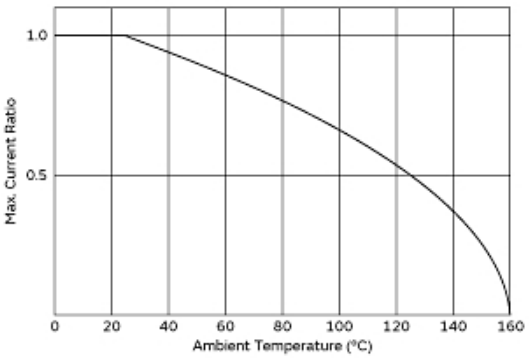

Permissible Maximum Current Derating Curve

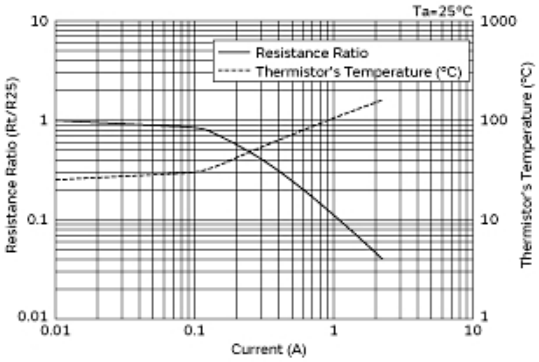

Current-R ratio(Rt/R25), Current-Temperature Characteristics

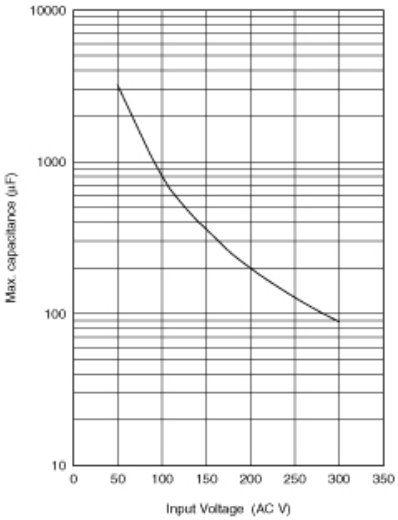

Permissible Electrolytic Capacitor

Attention
1.This datasheet is downloaded from the website of Murata Manufacturing Co., Ltd. Therefore, it's specifications are subject to change or our products in it may be discontinued without advance notice. Please check with our sales representatives or product engineers before ordering.
2.This datasheet has only typical specifications because there is no space for detailed specifications.
Therefore, please review our product specifications or consult the approval sheet for product specifications before ordering.