

DFEH10040D-100M#

“#” at the end indicates the package specification code.

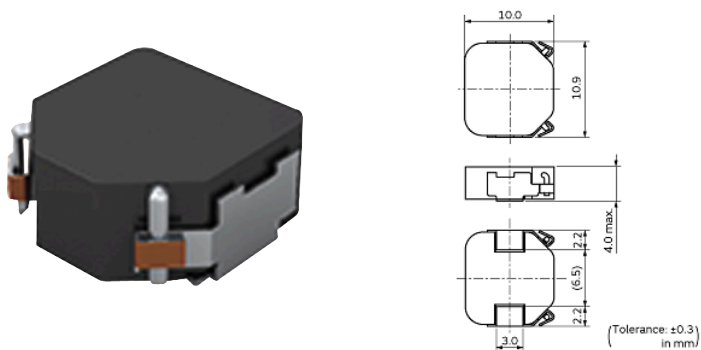


< List of part numbers with package codes >
DFEH10040D-100M=P3

Applications

Unsuitable Applications	Please be sure to read and comply with these "Precautions for use."
Specific Applications	Consumer equipment, Automotive infotainment/comfort equipment, Automotive powertrain/safety equipment, Medical equipment [GHTF A/B/C] except for implant & surgery & auto injector, Industrial Equipment Please refer to Our Website and specifications, etc. for information about the performance, functions, quality, management, and safety required for the above applications, and use Products after confirming the performance and reliability of the actual Product.
Recommended Applications	Automotive powertrain/safety equipment

Appearance & Shape



Notices

Rated current (I_{sat}) is specified when the decrease of the initial inductance value at 20%. Rated current (I_{temp}) is specified when temperature of the inductor is raised 40°C by DC current.

References

Packaging	Specifications	Standard Packing Quantity
=P3	330 Embossed Tape	500

Mass (typ.)	
1 piece	2.1295g

Attention

1. This datasheet is downloaded from the website of Murata Manufacturing Co., Ltd. Therefore, its specifications are subject to change or our products in it may be discontinued without advance notice. Please check with our sales representatives or product engineers before ordering.
2. This datasheet has only typical specifications because there is no space for detailed specifications. Therefore, please review our product specifications or consult the approval sheet for product specifications before ordering.

DFEH10040D-100M#

“#” at the end indicates the package specification code.



Specifications

L size	10.9±0.3mm
W size	10.0±0.3mm
T size	4.0mm
Size code inch (mm)	4339 (109100)
Inductance	10μH±20%
Inductance Test Frequency	0.1MHz
Rated current (Isat) (Based on Inductance change)	5500mA
Rated current (Itemp) (Based on Temperature rise)	5700mA
Max. of DC resistance	0.033Ω
Operating Temperature Range (Self-temperature rise is included)	-40°C to 155°C
Class of magnetic shield	Shielded (Metal Alloy)
Absolute maximum voltage	50Vdc
Brand	Murata
Series	DFEH10040D

Attention

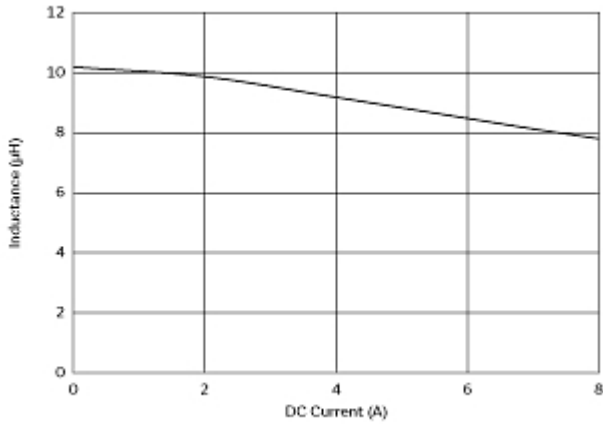
- 1.This datasheet is downloaded from the website of Murata Manufacturing Co., Ltd. Therefore, it's specifications are subject to change or our products in it may be discontinued without advance notice. Please check with our sales representatives or product engineers before ordering.
- 2.This datasheet has only typical specifications because there is no space for detailed specifications.
Therefore, please review our product specifications or consult the approval sheet for product specifications before ordering.

DFEH10040D-100M#

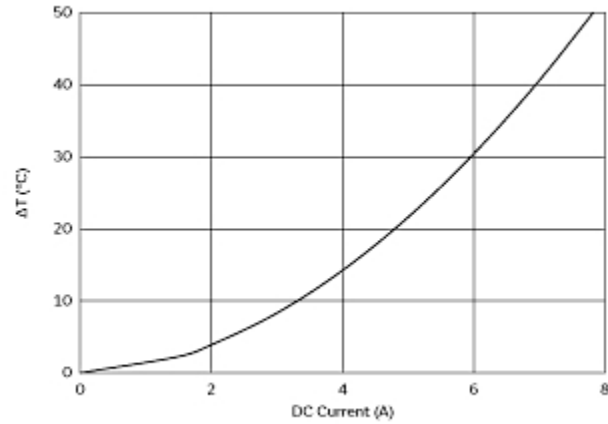
“#” at the end indicates the package specification code.



Characteristic Data



Impedance - Current Characteristics



Temperature Increase Characteristic

Attention

- 1.This datasheet is downloaded from the website of Murata Manufacturing Co., Ltd. Therefore, it's specifications are subject to change or our products in it may be discontinued without advance notice. Please check with our sales representatives or product engineers before ordering.
- 2.This datasheet has only typical specifications because there is no space for detailed specifications.
Therefore, please review our product specifications or consult the approval sheet for product specifications before ordering.

DFEH10040D-100M#

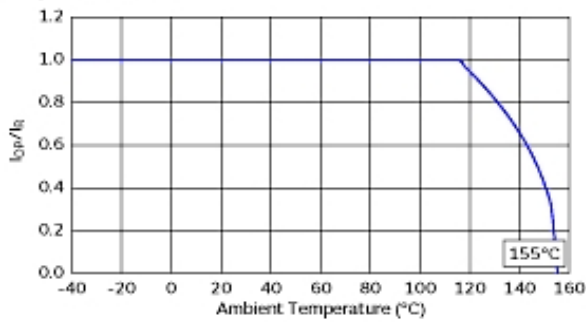
“#” at the end indicates the package specification code.



Notice For General

Max. current (DC, AC) as function of ambient temperature
(derating curve).

Derating of Rated Current



Attention

- 1.This datasheet is downloaded from the website of Murata Manufacturing Co., Ltd. Therefore, it's specifications are subject to change or our products in it may be discontinued without advance notice. Please check with our sales representatives or product engineers before ordering.
- 2.This datasheet has only typical specifications because there is no space for detailed specifications.
Therefore, please review our product specifications or consult the approval sheet for product specifications before ordering.