

# DLW5ATH401TQ2L

“#” at the end indicates the package specification code.

In Production

AEC-Q200

RoHS

REACH

## < List of part numbers with package codes >

DLW5ATH401TQ2B

DLW5ATH401TQ2K

DLW5ATH401TQ2L

## Applications

Unsuitable Applications	Please be sure to read and comply with these "Precautions for use."
Specific Applications	Automotive powertrain/safety equipment, Automotive infotainment/comfort equipment, Consumer equipment, Medical equipment [GHTF A/B/C] except for implant & surgery & auto injector, Industrial Equipment Please refer to Our Website and specifications, etc. for information about the performance, functions, quality, management, and safety required for the above applications, and use Products after confirming the performance and reliability of the actual Product.
Recommended Applications	Automotive powertrain/safety equipment

## Packaging Information

Packaging	Specifications	Standard Packing Quantity
B	Bulk(Bag)	100
K	330mm Embossed Tape	2500
L	180mm Embossed Tape	700

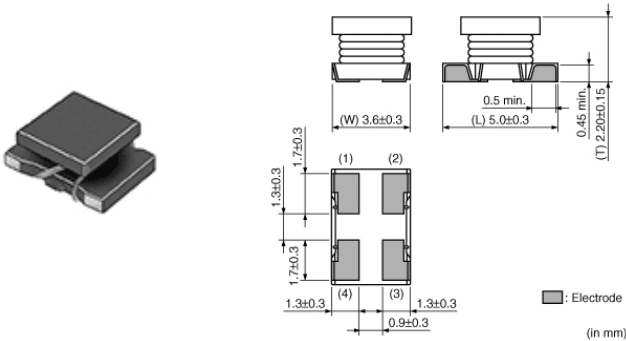
## Features

Low profile (h=2.35mm) chip common mode choke coil.  
Suitable for noise suppression at DC power lines.

### Features

1. Low profile (h=2.35mm)
2. Small size (5.0x3.6mm)
3. Large Current Available (1.5A to 4A)
4. Operating Temperature Range: -40°C to +125°C

## Appearance & Shape



### Attention

1. This datasheet is downloaded from the website of Murata Manufacturing Co., Ltd. Therefore, its specifications are subject to change or our products in it may be discontinued without advance notice. Please check with our sales representatives or product engineers before ordering.

2. This datasheet has only typical specifications because there is no space for detailed specifications.

Therefore, please review our product specifications or consult the approval sheet for product specifications before ordering.

# DLW5ATH401TQ2L

“#” at the end indicates the package specification code.



## Specifications

Shape	SMD
Size Code (in mm)	5036
Size Code (in inch)	2014
Length	5.0mm
Length Tolerance	±0.3mm
Width	3.6mm
Width Tolerance	±0.3mm
Thickness	2.2mm
Thickness Tolerance	±0.15mm
Common Mode Impedance (at 100MHz)	400Ω
Common Mode Impedance (at 100MHz) Tolerance	(Typ.)
Common Mode Impedance (at 10MHz)	35Ω
Common Mode Impedance (at 10MHz) Tolerance	±25%
Rated Current	2A
Derating of Rated Current	Yes (Over 105°C) *For details, please check the derating diagram.
Rated Voltage	50Vdc
Withstanding Voltage	125Vdc
DC Resistance(max.)	0.034Ω
DC Resistance	0.034Ω max.
Insulation Resistance(min.)	10MΩ
Operating Temperature Range	-40°C to 125°C
Mass(typ.)	0.14g

Number of Circuit	1
Operating Temperature Range(Self-temperature rise is included)	No
Brand	Murata

### Attention

1.This datasheet is downloaded from the website of Murata Manufacturing Co., Ltd. Therefore, it's specifications are subject to change or our products in it may be discontinued without advance notice. Please check with our sales representatives or product engineers before ordering.

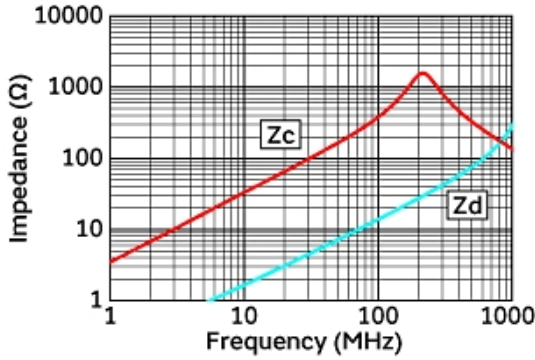
2.This datasheet has only typical specifications because there is no space for detailed specifications.

Therefore, please review our product specifications or consult the approval sheet for product specifications before ordering.

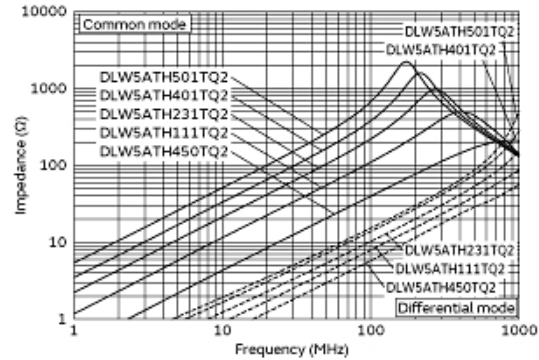
# DLW5ATH401TQ2L

“#” at the end indicates the package specification code.

## Product Data



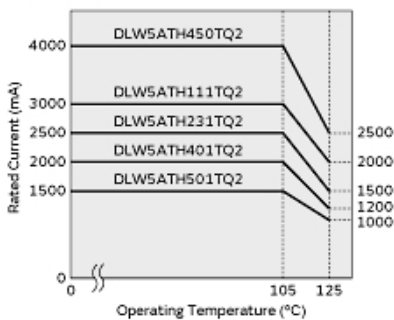
Impedance-Frequency Characteristics



Impedance-Frequency Characteristics  
(Main Items)

In operating temperature exceeding +105°C, derating of current is necessary for DLW5ATH\_TQ2 series. Please apply the derating curve shown in chart according to the operating temperature.

Derating of Rated Current



Derating of Rated Current

### Equivalent Circuit (Note 1)



Note1: The Port/Pin No. of the Simulation Model provided by our company is as follows.



S-parameter: Port □  
SPICE model: Pin □ (Pin5\* connect to GND)

Equivalent Circuit

### Attention

1. This datasheet is downloaded from the website of Murata Manufacturing Co., Ltd. Therefore, its specifications are subject to change or our products in it may be discontinued without advance notice. Please check with our sales representatives or product engineers before ordering.
2. This datasheet has only typical specifications because there is no space for detailed specifications. Therefore, please review our product specifications or consult the approval sheet for product specifications before ordering.